

*Tony Kalina, First Assistant Superintendent, appraises the 12th Hole seven days after seeding at McChesney Golf Club, West Chicago, Illinois.*

## PennLinks Greens, Tees and Fairways Add Excitement to Excellence at McChesney Golf Club in Chicagoland

"This twenty-one hole public course is destined to be a Chicagoland showpiece when it opens in August, 1993. Nothing about this Robert Trent Jones, Jr. designed course is halfway" says Tony Kalina, Assistant Superintendent at McChesney



*Left to Right: Assistant Matt Springer, Scott Nissley, CGCS, and First Assistant Tony Kalina*

Golf Club in West Chicago. "The clubhouse focuses around a 2½ story brick structure moved three miles to the center of the 240 acre site."

Selecting the right creeping bentgrass for greens, fairways and tees was not left to chance, either. Superintendent Scott Nissley says, "I specified PennLinks because of its predictable germination and outstanding heat and moisture stress tolerance. I've found PennLinks to be more aggressive in cool soil temperatures than other bent varieties, and the best *Poa annua* competitor."

Tony Kalina, responsible for seeding and establishment, finds PennLinks germinates rapidly and establishes uniformly, with seedling emergence as early as four days. Tony says, "We were mowing our

fairways with lightweight mowers twenty days after seeding. After 50 days we're maintaining putting greens height at 0.2 inch."

Superintendent Scott Nissley sums it up: "The ball rolls truly on our greens and our fairway lies are excellent. I think Chicagoland golfers will enjoy this course as much as any course they play, and one reason will be PennLinks."

### Tee-2-Green Corp.

Post Office Box 250  
Hubbard, OR 97032  
800-547-0255  
503-651-2130  
FAX 503-651-2351

## LANDSCAPE MANAGEMENT

is a proud member of these  
green industry professional  
organizations:



**Associated Landscape Contractors of America,** 12200 Sunrise Valley Dr., Suite 150, Reston, VA; (703) 620-6363.

**American Sod Producers Association,** 1855-A Hicks Rd., Rolling Meadows, IL 60008; (708) 705-9898.

**Golf Course Superintendents Association of America,** 1421 Research Park Dr., Lawrence, KS 66049-3859; (913) 841-2240.

**International Society of Arboriculture,** P.O. Box 908, Urbana, IL 61801; (217) 328-2032.

**International Turfgrass Society,** Crop & Soil Environmental Sciences, VPI-SU, Blacksburg, VA 24061-0403; (703) 231-9796.


**National Arborist Association,** The Meeting Place Mall, P.O. Box 1094, Amherst, NH 03031-1094; (603) 673-3311.

**National Golf Foundation,** 1150 South U.S. Highway One, Jupiter, FL 33477; (407) 744-6006.

**Ohio Turfgrass Foundation,** 2021 Coffey Rd., Columbus, OH 43210; (614) 292-2601.



**Professional Grounds Management Society,** 10402 Ridgland Rd., Suite 4, Hunt Valley, MD 21030; (301) 667-1833.



**Professional Lawn Care Association of America,** 1000 Johnson Ferry Rd., NE, Suite C-135, Marietta, GA 30068-2112; (404) 977-5222.

**Responsible Industry for a Sound Environment,** 1155 15th St. NW, Washington, D.C. 20005; (202) 296-6085.



**Sports Turf Managers Association,** 401 N. Michigan Ave., Chicago, IL 60611-4267; (312) 644-6610.

**Turf and Ornamental Communicators Association,** 8400 Normandale Lake Blvd., Suite 500, Bloomington, MN 55437; (612) 832-5000.

# AS WE SEE IT

JERRY ROCHE, EDITOR-IN-CHIEF



## Special projects for that 'cabin fever' time of year

If you're anything like me, the middle of February brings with it the effects of what the Alaska gold-rushers called "cabin fever."

Maybe you're blessed with living and working south of the Mason-Dixon line, or in New Mexico or Arizona or Nevada or southern California. But if you live and work in exotic places like Cleveland, Erie or Buffalo, you can relate to our tales of the "lake effect" that paints everything a gleaming white five or six times a year.

It's the time of year when the west wind blows across Lake Erie, slapping cold and warm air together and depositing sparkling crystals all over Port Clinton, Willowick, Geneva and Ashtabula.

It's the time of year when wildlife nestle in their burrows, and non-wildlife cuddle together in front of the fireplace.

So if, like us, you are suffering cabin fever, I've rounded up a list of projects you might consider to make those so-long February days seem a tad shorter.

**1)** How about an intense planning session for all top and middle managers?

"After the first of the year, we have a three-day planning blitz for our top people," says Chris Malham, director of business development at Scapes, Marietta, Ga.

He says January, or even February, is the perfect time. The holidays are over, and the staff can begin getting in focus for the '93 season. "It's easier to plan for '93 when it's '93," he observes.

"Everybody has time to do what's urgent, but not what's important—and planning is important," says Ron Kujawa of KEI Enterprises, Cudahy, Wis.

**2)** Why not treat yourself and/or some of your valued staffers to a trade show or convention—maybe even in some warm part of the country?

All you have to do is take a look at our "Events" section to see all the educational seminars scheduled at this time of the year.

New Jersey and California are holding landscape expositions; the Irrigation Association has a series of short courses; the National Arborist Association is holding its annual management conference; and much, much more.

**3)** Go on a shopping binge. It might take the form of a real shopping binge, if you're in dire need of new equipment; or it could simply be window shopping. If you're anything like me, just visiting the different dealers to see what's new will be an invigorating process...and it'll get you out of that boring office, to boot.

**4)** Brainstorm and/or meditate. This might not be easy for action-oriented individuals, but it's important.

Go over last year's logs. Find out what went wrong and get all those brain neurons (the ones that were doubtless dulled by too much holiday fruitcake) working again. Try to come up with some interesting, different, creative solutions should last year's problems arise again this year.

**5)** Finally, why not take a vacation? A *real* vacation, away from the work and worries, away from that hated west wind and all the slush.

Pack Mom and Skipper and Janie and Bowser into the family wagon, point south, and enjoy yourself.

Why not? As we used to say in the Army, "you owe it to yourself"—and you certainly won't be able to take any time off *next* month!

12 MONDAY  
JULY

193rd day  
172 to come

7 A.M. - CREW MTG.  
(FINAL PREPS FOR MEMBER (GUEST))

- TREAT DOLLAR SPOT ON BALK NINE  
ESP. BAD ON #12, #14, #17  
(GARY + MAC)
- CHECK ANTHRACNOSE NEAR LAKE ON #7  
(BOB)
- TREAT SUMMER PATCH NEAR CLUBHOUSE  
(MIKE)
- PLUG OUT BAD SPOT #14  
(BOB)

NOON - LUNCH w/ DISTRIB. REP.  
(ASK ABOUT BULK RATE DISCOUNTS)

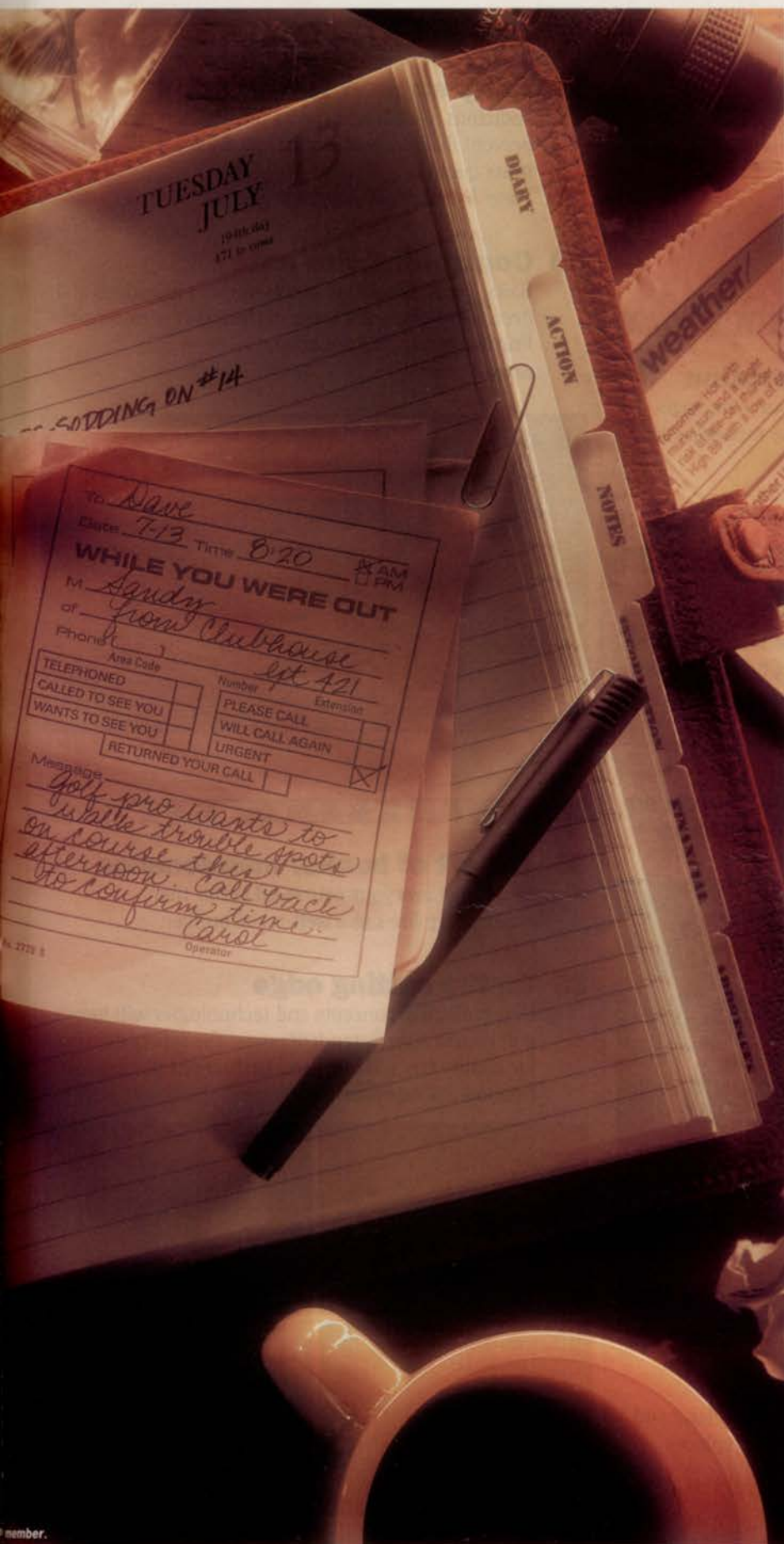
8:00 GREENS COMMITTEE MTG.  
PRESENT REVISED FUNGICIDE BUDGET  
ADVISE OF MAINT. OVERTAGE

JULY  
S M T W T F S  
1 2 3 4 5 6  
7 8 9 10 11 12  
13 14 15 16 17  
18 19 20 21 22 23 24  
25 26 27 28 29 30 31

AUGUST  
S M T W T F S  
1 2 3 4 5 6  
7 8 9 10 11 12  
13 14 15 16 17 18  
19 20 21 22 23 24  
25 26 27 28 29 30 31

2:45 - SUPP

- REPAINT
- NEW SH
- SPRINK



**YOU KNOW  
SOMETHING'S  
WRONG WHEN  
YOUR DISEASE  
CONTROL SCHEDULE  
STARTS TAKING  
CONTROL OF YOU.**

Managing a golf course has never been a nine-to-five job.

So the last thing a busy superintendent needs is to find time in an already tight schedule to fight turf disease.

That's why using Banner® makes such good sense. It works systemically, defending your turf from twelve major diseases.

And as little as 2 ounces per thousand square feet can provide up to four weeks' protection.

All of which gives you a big edge on turf disease. And possibly, some much needed rest.



Circle No. 106 on Reader Inquiry Card

# LANDSCAPE MANAGEMENT

INCORPORATING LAWN CARE INDUSTRY

FEBRUARY 1993 VOL. 32, NO. 2

## COVER FEATURE

### 8 'Right-sizing' your operation

The key to effective money and resource management is vision, say veteran landscape managers Jeff Bourne and Larry Iorri.

*Jerry Roche, Terry McIver*

## FEATURES

### 14 LM Reports: Deer control

Landscape managers have to use their imaginations, a regularly changing combination of both taste and scent repellents, and fences.

*Ron Hall*

### 18 Training builds profits

Maryland landscape firm discovers that company performance is tied directly to its employee training.

*Ron Hall, Terry McIver*



### 20 Picking up pick-ups

Landscape managers who run their trucks 'long and hard' need to be prepared before buying replacements.

*Jerry Roche*

## TECH CENTER

### 26 Early-season fertilization

Judicious, well-timed spring fertilization can help prevent diseases and weeds, and enhance overall turf-grass quality.

*Tony Koski, Ph.D.*

### 30 Controlling fire ants

Baits, dusts, broadcast sprays, mound injections and drenches—these are some of the answers to controlling dangerous fire ant colonies.

*Jerry Roche*



## STRICTLY GOLF

### 36 The art of bunker maintenance

Nothing shows your course off better than clean, sharp lines in a well-raked bunker.

### 38 On the cutting edge

New biological concepts and technologies will help golf course superintendents meet the future demand for quality trees, shrubs and herbaceous plants.

*Douglas J. Chapman*





## LAWN CARE INDUSTRY

### 44 Opportunity in the next drought

Develop the strategy before an emergency begins to give your company focus and direction while competitors struggle.

*Ron Hall*

### 46 Mole control can be profitable

Professional mole trapper in Cincinnati works all year long and keeps many of his customers from year to year.

*Ron Hall*

## HOT TOPICS

### 52 2,4-D not threat to bystanders

Canadian study reaffirms importance of reading the label, wearing protective clothing when using a pesticide.

*Ron Hall*

### 52 Give clients a say in pesticide use

Dr. Frank Rossi says bowling injures more Americans each year than pesticide applications. Yet some of the public can work itself into an outrage over pesticides, while nobody protests recreational bowling.

## DEPARTMENTS

**1 As We See It**

**6 Ask the Expert**

**54 Events**

**55 Info-Center**

**58 Product Spotlight**

**61 Product Showcase**

**64 Classified**

**68 Ad Index**

# LANDSCAPE MANAGEMENT

ADVANSTAR Communications, Inc.  
7500 Old Oak Blvd. Cleveland, OH 44130  
(216) 243-8100  
Fax: (216) 891-2675

## EDITORIAL STAFF

**JERRY ROCHE**, Editor-in-Chief  
**TERRY MCIVER**, Managing Editor  
**RON HALL**, Senior Editor  
**KEITH FAZIO**, Art Director  
**NATALIE NUZZO**, Graphic Designer  
**MAUREN HREHOCIK**, Group Editor

## BUSINESS STAFF

**JON MIDUCKI**, Publisher  
**ROBERT EARLEY**, Group Vice President  
**KEVIN CONDON**, Publishing Services Director  
**JUDY PAWLOWICZ**, Production Manager  
**ROSY BRADLEY**, Senior Production Manager  
**DEBI HARMER**, Production Director  
**DIANE BIAS**, Administrative Coordinator

## ADVERTISING OFFICES

### CLEVELAND (HEADQUARTERS) OFFICE

7500 Old Oak Blvd.  
Cleveland, OH 44130  
Phone: (216) 243-8100  
Fax: (216) 891-2675

**JON MIDUCKI**, Publisher: (216) 826-2855

**ROBERT EARLEY**, Group Vice President

**ANNE LANGHENRY**, Promotion/Research

Manager: (216) 891-2739

**MEG GARNER**, Sales Representative:  
(216) 891-2723

**DIANE BIAS**, Administrative Coordinator:  
(216) 891-2750

### ATLANTA OFFICE

3475 Lenox Road NE, Suite 665  
Atlanta, GA 30326  
Phone: (404) 233-1817  
Fax: (404) 261-7422

**DICK GORE**, East Coast Sales Manager

### SEATTLE OFFICE

1515 NW 51st St.  
Seattle, WA 98107  
Phone: (206) 783-0549  
Fax: (206) 784-5545

**BOB MIEROW**, West Coast Representative

## SUBSCRIBER / CUSTOMER SERV.

(218) 723-9477 FAX (218) 723-9437



**Richard B. Swank**: Chairman & CEO


**Edward D. Aster**: President

**Richard D.W. Mead**: Vice Pres., Finance & CFO

**James Adler**: Vice President

**Phil Stocker**: Vice President

LANDSCAPE MANAGEMENT (ISSN 0894-1254) is published monthly by ADVANSTAR Communications, Inc. Corporate and editorial offices: 7500 Old Oak Blvd., Cleveland, OH 44130. Advertising offices: 3475 Lenox Rd. NE, Suite 665, Atlanta, GA 30326 and 7500 Old Oak Blvd., Cleveland, OH 44130. Accounting, advertising production and circulation offices: 1 East First Street, Duluth, Minn. 55802. Subscription rates: \$30 per year in the United States; \$55 per year in Canada. All other countries: \$100 per year. Current issue single copies (pre-paid only): \$3.00 in the U.S.; \$6.00 in Canada; elsewhere \$10.00; add \$3.50 per order for shipping and handling. Back issues, if available, \$10; add \$3.50 per order for shipping and handling (pre-paid orders only). Office of publication: ADVANSTAR Communications, Inc., 1 East First Street, Duluth, Minn. 55802 and additional mailing offices. Copyright © 1992 by ADVANSTAR Communications, Inc. All rights reserved. No part of this publication may be reproduced or transmitted in any form or by any means, electronic or mechanical, including photocopy, recording, or any information storage and retrieval system, without permission in writing from the publisher. Canadian G.S.T. number: R-124213133. POSTMASTER: Send address changes to Landscape Management P.O. Box 6269 Duluth, Minn. 55806. Date effective: December 27, 1990.



# ASK THE EXPERT

DR. BALAKRISHNA RAO



## Weeds in nurseries

**Problem:** We are a nursery outlet. Our yard composition is a blue stone base. We have a continual problem with annual and perennial weeds. Can you recommend a pre-emergence or post-emergence herbicide which can be used around retail nursery stock effectively? (New York)

**Solution:** Annual and perennial weeds can present a serious and unsightly problem in a nursery situation. These weeds should be mechanically removed where practical (this is time-consuming!) or be treated with labelled herbicides at the proper time. Refer to your Cornell University weed control/pesticide guide to learn more about your specific need.

Often, the type of nursery plants you grow and the type of weeds you will be dealing with dictate the choice of herbicide. Since nursery plants differ in their tolerance to various herbicides, be sure to determine this before using a herbicide.

The following information might be useful in your situation:

**1)** For pre-emergence weed management in nursery housing areas: use herbicides such as simazine (Princep) plus Pennant, or simazine plus Surflan.

**2)** For pre-emergence weed management in containers: you can use herbicides such as Treflan 5G (must be watered-in immediately after treatment), Devrinol 50WP, Pennant 7.8E, Ronstar 2G, Scott's Surflan AS.

**3)** For post-emergence weed control: depending on the problem, products such as Roundup, Basagran or diquat can be used.

For additional details on the type of weeds managed by different products and their relative ease of handling, efficacy and other pertinent information, refer to the Cornell recommendation book.

Read and follow label specifications for better weed management.

## Weeds around trees

**Problem:** How are broadleaf weeds managed around newly-transplanted trees in the lawn area? We have lost trees in the past, which we believe is related to herbicide injury. (Ohio)

**Solution:** To manage broadleaf weeds, you can use post-emergence herbicides such as Trimec containing 2,4-D, MCPP and dicamba. You can also use Turflon II Amine if you prefer 2,4-D with trichlopyr. For 2,4-D-free products, you can use herbicides such as Encore or Confront. To manage future broadleaf weed problems, the pre-emergence herbicide Gallery can be used.

From your statement above, I understand that you have lost a number of trees after transplanting, which you have attributed to herbicide injury. Although this is possible, in my opinion it's more likely that the trees were lost due to transplant shock, poor recovery after transplanting, or insufficient post-planting care.

Plants should be planted at the same depth they were planted in the nursery, or slightly higher. Deep-planted plants suffer from suffocation due to lack of oxygen to the roots.

Some of the tree loss could be related to post-planting care. After planting, during the establishment period, the plants need

proper watering, mulching and fertilizing.

From our research and field experience using herbicides in the lawn, we have not observed injury when the products are properly applied. Instead, it is most likely related to the above factors. Make sure you have selected the proper plant for the proper site and follow good planting and cultural management methods to minimize tree mortality.

## Managing adelgids

**Problem:** How are pine bark adelgids managed? (New York)

**Solution:** To manage pine bark adelgids, use a horticultural oil in spring as a dormant treatment. An application of insecticides such as malathion or Dursban can be used to manage crawlers when they are active, usually around mid-May.

These adelgid insects feed on new shoots at the base where needles attach to twigs. Two applications of an insecticide at one-month intervals should provide adequate protection. If new generations appear, continue the treatment as needed when crawlers and/or white cottony patches appear on pines.

Read and follow label specifications for better results.

## A difficult-to-control weed

**Problem:** Every year, summer oxalis infestations present a serious problem in many lawns. We have used Killex in past years with poor results. Are there some effective chemicals to manage this problem? (Ontario, Canada)

**Solution:** Oxalis is considered one of the most difficult-to-control weeds. The Canadian Ministry of Agriculture and Food recommends repeated use of mixtures containing amine formulations of 2,4-D with mecoprop, dichloroprop and/or dicamba.

The Killex you mention is a mixture of this type. Unfortunately, reports indicate that Killex doesn't provide adequate control, and the ester formulations available in the United States may not be registered for use in Canada. The only choice you have is to mechanically remove the plants or use repeated applications of Killex, as needed.

Remember that these herbicides adversely affect the root systems of turfgrass also. Therefore, it is a good idea to spot-treat an area for specific oxalis problems rather than to treat the entire lawn.

*Dr. Balakrishna Rao is Manager of Research and Technical Development for the Davey Tree Co., Kent, Ohio.*

*Mail questions to "Ask the Expert," LANDSCAPE MANAGEMENT, 7500 Old Oak Blvd., Cleveland, OH 44130. Please allow two to three months for an answer to appear in the magazine.*



PHOTOGRAPHED AT BLACK WOLF RUN, KOHLER, WISCONSIN.

# It cleans up the tough spots

## NEW 2653 PROFESSIONAL UTILITY MOWER

Every course has them. The spots that are tough to get to. Tough to mow. Spots where the new John Deere 2653 Professional Utility Mower shines.

A unique combination of hydraulic reel drive, exceptional climbing ability, and 26-inch cutting units allows the 2653 to precisely mow where others can't. Powered by a liquid-cooled 18-hp engine, the 2653 has the guts to work through wet, lush, or long grass—plus the ground hugging ability to deliver a quality cut over undulating terrain.

In addition, the 2653 features the same John Deere reel technology used in our 30-inch ESP cutting units. Reels and bed-knives are made of induction-hardened high-impact steel for



Hydraulic reel drive and John Deere 26-inch cutting units allow the new 2653 to power through tough conditions as well as precisely follow ground contours.

longer life. Height adjustments are locked in with a simple system designed to hold true through the bumps and shocks of everyday use. You don't find cutting units any better than these.

For the name of your nearest distributor, or free literature, call 1-800-544-2122. Or write John Deere, Dept. 956, Moline, IL 61265.

**NOTHING RUNS  
LIKE A DEERE®**





# LANDSCAPE MANAGEMENT

incorporates LAWN CARE INDUSTRY

## 'Right-sizing': worth the risk?

### The key to effective money and resource management is vision, says this veteran county groundsman.

■ Jeff Bourne's landscaping budget was \$6 million in 1989, but just \$4 million last year—a cutback of 33 percent in three years. Thus, he had every reason to speak on "Doing More with Less" at the Professional Grounds Management Society's annual meeting last year.

"We're making priority selections about how we can do more with less," noted Bourne, who is maintenance chief for the Howard County (Md.) Department of Parks. "You have to create a situation to maintain a certain look, but you have to do it more effectively."

Bourne says that the popular term in business has been "down-sizing" to describe cutbacks in manpower and finances—but the proper term might be "right-sizing." That is, having the right number of people and other resources to adequately meet your goals.

"You need to establish a goal to describe what is acceptable," he notes, "then evaluate priorities

and decide to work with alternatives.

"You've got to get yourself and your staff thinking about these alternatives. You make selective decisions in a number of areas. And you've got to involve middle managers in making these decisions.

"Part of the decision-making process is defining function and creating lists of resources," he notes.

"The essential element is determining

your current costs and finding substitutes.

"The key to the whole thing is vision: seeing alternatives that we may have never seen before."

Here are some ways Bourne's department is doing more with less, with some additional suggestions added by his PGMS audience:

- 1) adapting a more natural look, thus decreasing maintenance demands;
- 2) collecting leaves less frequently;
- 3) renovating less turf in low-use areas;
- 4) renting pavilions to generate dollars;
- 5) letting secondary vegetation grow up to enhance wildlife areas in the parks;
- 6) getting single-shred pallets for free instead of purchasing mulch; using double-ground instead of bark mulch;
- 7) eliminating coated fence and going back to galvanized pipe fences;
- 8) putting an extra gallon of paint in athletic field striping mixes to get two additional weeks of stripe life;
- 9) alternative plantings in transition areas to eliminate mowing, which is the most expensive maintenance task;
- 10) re-designing and renovating areas that are expensive to maintain;
- 11) using larger mowers where feasible, and creating mowing strips;

