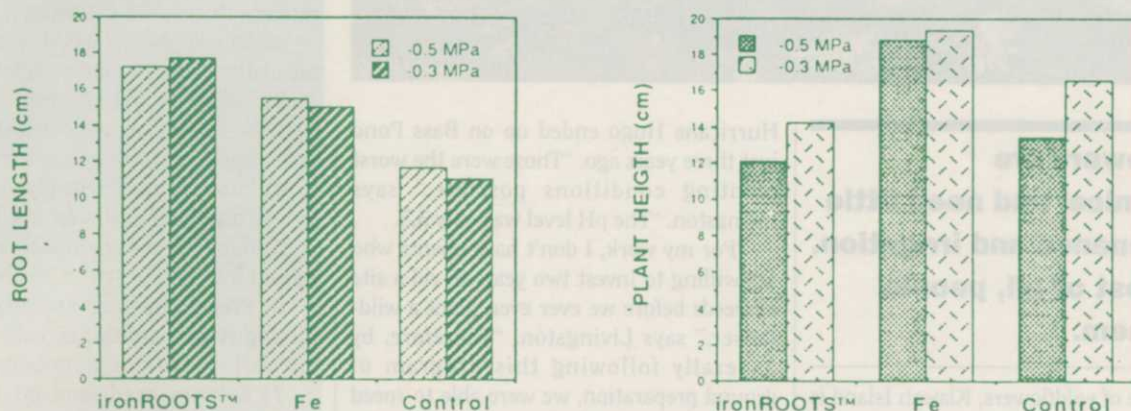


iron ROOTS™ CONCENTRATE

ROOT GROWTH AND COLOR WITHOUT THE TOP GROWTH

ironROOTS® is the ideal turf maintenance product because it promotes healthy root growth and long lasting green color without overstimulating leaf growth.

VPI DROUGHT TOLERANCE STUDY



Root length and plant height of Kentucky bluegrass grown in dry (-0.5 MPa) and moderate (-0.3 MPa) moisture soil conditions 8 weeks after chemical treatment with *ironROOTS*®, and chelated Fe.

ironROOTS® is a combination of organic compounds (peat humus & kelp extracts, a vitamin complex, and a plant co-enzyme) plus chelated iron phosphate citrate. It is tank mix compatible with soluble fertilizers and pesticides, and will buffer the tank mix to a pH level between 6 and 7.

LAWN MAINTENANCE PROGRAMS: Apply *ironROOTS*™ 1 - 2 times per season to improve summer stress tolerance and green color.

Cool Season Grasses (Bluegrass, Rye, Fescue)

1. Early Summer: Prior to summer stress season
 - Stimulates deep root growth for better heat and drought resistance. Promotes chlorophyll production.
2. Early Fall: Apply after summer stress season
 - Fast root recovery from summer stress season.

Warm Season Grasses (Bermuda, St. Augustine, Zoysia, Centipede, Bahia)

1. Prior to winter dormancy during active growth
 - Stimulates root growth for faster spring recovery.
2. Early spring, after winter dormancy
 - Faster recovery from spring root decline and winter desiccation. Induces quick green-up.

Available in 1 gal., 2.5 gal., 15 gal., and 55 gal. containers. Call us at 1-800-342-6173 for the name of your local ROOTSinc. distributor.

Why wildflowers? ...Why not?



Wildflowers are economical and need little maintenance and irrigation. But most of all, people love them.

■ Because of wildflowers, Kiawah Island is like a pretty young belle who knows she's pretty.

April's cover of sweet alyssum—it looks like snow—gives way, as May arrives, to bold, sassy blossoms. Winking, waving black-eyed Susans. Orange California poppy. Yellow, lavender and white cosmos.

Summer's arrival coaxes up expanding circles of sun-yellow coreopsis, gaillardia and lemon-mint.

South Carolina's Kiawah Island is a jewel of a resort location, but's a prettier jewel because of the changing tapestry of wildflowers.

Why wildflowers?—The answers are almost obvious, says Sara Edi Livingston, co-founder of the Wildflower Alliance of South Carolina.

1) Their beauty. Color affects people profoundly. "The bottom line is that people will come to see color," says Livingston. "If we have a beautiful little place tucked away that people feel like they've discovered, then it will make them want to buy property there."

2) They are drought-tolerant, help control erosion and are reduced maintenance.

3) They often thrive in conditions that won't support exotics.

Tons of landscape waste churned up by

Hurricane Hugo ended up on Bass Pond just three years ago. "Those were the worst planting conditions possible," says Livingston. "The pH level was only 3.5.

"For my work, I don't have clients who are willing to invest two years to rid a site of weeds before we ever even plant a wildflower," says Livingston. "Therefore, by generally following this program of ground preparation, we were able to speed up the process and plant wildflowers the first season."

4) Wildflowers are usually not as affected by insects as exotics, and they use existing groundwater.

5) They cost far less to introduce and maintain. Installation costs for wildflowers are 8 to 10 cents per square foot, compared to \$4 per square foot to plant perennial or annual bedding plants, and 68 to 75 cents per square foot for sod, says Livingston.

6) A wildflower development shows that somebody cares, whether it's a resort manager, a golf course superintendent, or the developer of an apartment complex or office building.

"I think everybody is beginning to become aware that not only can wildflowers save money and effort, but they also show that someone is being environmentally sensitive," says Livingston.

7) Wildflowers allow developers to take highly maintained areas and return them back to environmentally protected areas and provide excellent wildlife habitat.

"I'm really excited about being part of a movement to bring back plants that are more natural, require less maintenance and are beautiful," she adds.

The changing tapestry of color transformed Bass Pond five times in the first year, from white to solid yellow, red, lavender and purple.

Planting a prairie-type wildflower site:

■ **1)** Take a soil sample of the site to be planted. Instructions should specify that the crop is to be "Wildflowers" and indicate whether or not irrigation is available.

2) Amend the soil based on the recommendation from the soil sample.

3) Schedule the planting to be done after the date of the last possible frost. The annuals will be killed by a late freeze.

4) Mow the area to be planted with the mower blades set as low as possible.

5) Rake the residue thatch and remove it from the site.

6) Prepare the seed for distribution by mixing it in a container with a ratio of one-part seed to four-parts damp sand.

7) Stir the seed/sand mixture thoroughly. This will scratch the outer coat of the seeds which will encourage better germination of some species. The damp sand

continued on page 46

For grass-free wildflower sites

■ **1)** Mow if the grasses and weeds are exceptionally high.

2) Spray with the herbicide Roundup, mixed at the recommended distribution rate.

3) Wait two weeks, then till the site thoroughly to expose dormant weed seeds.

4) Wait two weeks for weeds to germinate, then apply Roundup again.

5) Wait two weeks, till again, then distribute seeds according to directions for prairie-type wildflower site.

—These instructions have been prepared by Livingston Landscape Architects of Mt. Pleasant, S.C. For more information, contact: Wildflowers, P.O. Box 12001, Charleston, SC 29412.

VERBODEN

You'll Never See What Makes Stihl Trimmers More Reliable.

People are surprised that we don't allow visitors at the Stihl trimmer testing lab in Germany. Sorry, but that isn't likely to change.

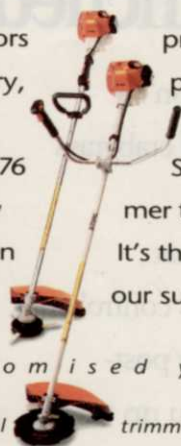
Because we put trimmers like the FS74 and FS76 through tests so secret that we don't even allow most Stihl employees in the building. Then, when they've passed muster in the lab, we send them to

professional landscapers in the roughest parts of the world for more abuse. Then back to the lab to see what else we can improve. So we don't offer tours. Because our trimmer testing lab is more than just a secret facility. It's the secret to our success.

STIHL®

For the part of you that promised you'd never compromise.

For more information on Stihl trimmers, call 1-800-43-STIHL.





When you're pinched for time, Dimension®

During your busy spring season, you don't have a minute to spare. To stay ahead of crabgrass you need Dimension® turf herbicide.

Dimension is the only herbicide that provides excellent season-long crabgrass control along with either preemergence or early post-emergence applications. This allows you up to

13 weeks to apply Dimension, instead of the normal 5 to 7* required by most preemergence products. So you have more time to serve more customers—more efficiently.

Not only can Dimension get your schedule under control, it keeps crabgrass under control—all season long with just one application. That



gives you six more weeks to apply.

means you won't have to waste time re-treating lawns. You'll have happier customers and fewer call-backs...for greater profits.

Dimension also controls or suppresses a variety of annual grasses and broadleaf weeds. Yet, Dimension works at low

rates and offers exceptional turfgrass safety.

Isn't it about time you tried Dimension?

For the name of your nearest agent, or for more information about Dimension, call: **1-800-323-1421.**



DIMENSION
Turf Herbicide
by Monsanto
The toughest thing to emerge since crabgrass.

Circle No. 151 on Reader Inquiry Card

*Based on a single application. DMP-2-457D 1/92

Safety vs. time vs. money: the rec facility 'Catch 22'

Half of the word 'budget' is 'get.' Here are some suggestions on how to 'get' enough money for your facility.

■ "Kids have as much right to expect safely maintained fields as professionals do," says Roger Moellendorf of the Green River (Mont.) Parks & Recreation Department. "The ability to play shouldn't affect the safety of the fields.

"That's put us in a real dilemma: to work on limited budgets and still maintain a level of public expectations. And television has increased those expectations. That becomes a very challenging demand. Everyone wants their kid's field to look like Wrigley Field or Mile High Stadium."

Moellendorf has four people (including three seasonals) to maintain 11 scattered ballfields.

"Liability and litigation have changed the concept of our profession," he says. "Fields they used to play on no longer



Roger Moellendorf:
"We have to work smarter and harder."

meet the expectations of today."

So what is the answer?

"We have to work smarter and harder," Moellendorf observes. "We have to become salesmen and campaigners to include maintenance dollars in the budget. The best way to do that is to hang our hats on

the safety issue.

"We also have to campaign with the public; they put too much emphasis on appearance and not enough on playability and safety."

Moellendorf believes that there should be a maintenance and safety audit conducted on every new project. "It sounds basic, but I'll guarantee it's not always done. It's not always easy, either."

Mark Doble of Western Sod has some suggestions for dealing with budget considerations.

"Half of the word 'budget' is 'get,'" he says. "It's a show-and-tell: 'If you give me this, I'll give you this.'"

Doble says that you have to sell yourself before you can sell your department and projects. "Please keep off the grass" is, literally, a sign of the times," he notes.

Doble says you must have a plan of attack:
continued on page 48

18 tips for saving money on athletic fields

■ Roger Moellendorf of the Green River (Mont.) Department of Parks and Recreation and Greg Petry of the Waukegan (Ill.) Park District make these suggestions for saving time and money:

1) Develop standards for employees. Bring people in for training rather than sending out employees.

2) Work with other entities, like school districts, to share facilities.

3) Put more emphasis on general-purpose fields. Pitcher's mounds, for instance, are temporary on Green River's fields, so the fields can be used for more than baseball diamonds.

4) Try to use native materials whenever possible.

5) Try pre-germinated seed, a proven time-saver.

6) Use multi-purpose equipment. Moellendorf's district has a sweeper used for winter sidewalks that is also used as a dethatcher during the summer. It "does a fairly good job," he observes.

7) Work with local sports organizations. In Green River, the Little League association purchased home run wall fencing. Petry also asked the Waukegan baseball association to include extra fees and kick back money for field maintenance.

8) Work with staff, management and

commissioners, to develop a priority list, a "total evaluation of costs and benefits."

9) "Look at the big picture," Petry suggests. Look at how each dollar is spent, including employee raises (merit raises only?) and liability insurance increases.

10) Make a public relations effort in the community. "There are certain things we're going to have to give and to take away from the public," Petry notes. "We have to balance everything, and that's the hard part because it affects people."

11) Take advantage of early-pay discounts, and ask vendors for bigger discounts.

12) Take bids on any major service or purchase. "If you really make these guys sharpen their pencils, they will," Petry says.

13) Put clamps on absenteeism, and control overtime.

14) Focus on work simplification, keeping to the same routines.

15) Focus on preventive maintenance.

16) Minimize defects. "If you don't have time to do it right the first time, you don't have time to re-do it," Petry says.

17) Make sure employees are oriented to equipment, safety, etc.

18) Ask vendors if your fields can be used as experimental areas.

—J.R.

Wildflowers from page 42

will stick to the seeds, making it easier to achieve a more even seed distribution.

8) Distribute the seeds by "feeding the chickens". We do not recommend using a rotary-type seed machine that fits across the chest as the tiniest seeds shift to the bottom, and results in poor distribution.

9) Drag the site with a fence weighted by a heavy pole or roll with a water-filled drum if the site is large.

10) Mulch with a fine layer of pine straw or hay to hold the seeds in place and discourage raiding by birds.

11) Water the site if possible.

12) The cotyledons and "true leaves" should begin to show in five to six weeks.

13) If grass or weeds become a problem, apply the herbicide Poast as recommended, disturbing the site as little as possible.

14) Do not mow the site until the annuals have set seed. Set the mower blade high enough to leave the leaf rosette of the perennials which will serve as a green ground cover during the winter.

Response To Touché Has Been

OUT OF THIS WORLD!



Sales of **TOUCHÉ** took off like a rocket when golf course and lawn care professionals discovered that it provided effective disease protection for up to 28 days. That's the **TOUCHÉ** advantage . . . and the reason it's **LESCO's** number one selling fungicide.

TOUCHÉ is highly effective against Dollar Spot, Brown Patch and Leaf Spot. Its contact/systemic action provides preventative or curative control of these diseases plus Melting Out, Red Thread, Pink Patch, Pink Snow Mold and Gray Snow Mold.

TOUCHÉ is the ideal product for the busy lawn care professional who can't service a customer every two or three weeks. And its broad spectrum, long-residual control means fewer applications on golf courses.

Formulated as a flowable product, each gallon contains 4.17 pounds of active ingredient. This offers a significant advantage over less concentrated fungicides in container handling, triple rinsing, storage and disposal. And **TOUCHÉ** is priced competitively, too.

It's easy to see why **TOUCHÉ** has rocketed to a stellar position in the green industry.

For more information, stop by one of our more than 60 **LESCO** Service Centers, contact your **LESCO** Sales Representative or call toll free (800) 321-5325. In Cleveland, call 333-9250.

LESCO

ESTABLISHED 1962

20005 Lake Road
Rocky River, Ohio 44116

Fertilizers, Seed, Control
Products, Equipment, Parts

Circle No. 117 on Reader Inquiry Card

The professional's best choice for turf protection products.

Investing in your image

Improving your company's image is an intangible investment that can reap very tangible rewards.

by E.T. Wandtke

■ If you spent some time—and money—in 1991 investing in your company's image, 1992 could be a better year.

Making image investments is often one of the most often overlooked aspects of marketing. To be recognized in the market, you must spend money on image advertising or promotions. And most companies either do not develop a complete marketing plan, they only develop an advertising plan for the year.

Investing in your image is a commitment to become better recognized and to be looked upon as a responsible business in your geographical market. This type of investment is not intended to directly attract customers, nor is its purpose to retain customers. But it *will* help your

company to be better viewed as a reputable business.

Image investing can be either low key or aggressive, depending on the impression you want to make.

Two approaches—Some companies seek a “soft” community awareness, rather than high visibility. To achieve this, you can undertake projects like participating in a United Way fund drive, educating community youth through Junior Achievement, or collecting food and money for a homeless shelter.

On the other hand, aggressive image investing would include spending money to promote your market presence by sponsoring public service announcements (PSAs) on the radio or TV. Using either of these mediums will instantly create an awareness of your presence in the market.

While PSAs do cost less than advertising, they still require significant funds. If you are going to start an image investing program for your company, this is *not* the place to begin. It would be more beneficial to incorporate it into the total plan three or four years later.

Environmental benefits—Lawn care

and landscaping benefit the environment. Adding plants to a property, grass cutting, horticultural services for trees and shrubs—all help to renew the ecological process. Oxygen is purified by the grass and other foliar plants maintained or added to the properties you service.

To that end, have you ever sent a notice to the commercial or residential customer explaining these benefits? Your local extension service provides booklets on these types of benefits that you can summarize or reprint to pass along to customers.

Some companies have practiced image investing by targeting school children. Safety pamphlets, first-aid literature or nutrition booklets is an effective method of direct-image investing.

Image investing requires time and planning. Don't rush into an indirect image investing opportunity until you have examined all the potential ramifications. If the opinions suggested in this article do not immediately appeal to you as an area for indirect or direct image investing, get involved in activities to benefit all the people in your market.

—*The author is a principle in Wandtke & Associates, a management and marketing consulting firm based in Columbus, Ohio.*

Catch 22 from page 46

* **Gather all the facts** relating to the turf area: who, what, booster groups, personnel, equipment, amount of time to perform certain duties. Define what you want.

* **Formulate a plan** of operation: list irrigation problems, analyze soil recommendations, outline annual projects to match budget allocations, and outline a monthly plan.

* **Implement and design a maintenance program**: buy the cheapest fertilizer possible to meet your needs and monitor mowing (frequency, height, equipment, methods, etc.).

* **Have a month-to-month plan** that is flexible. “Evaluate as you go,” Doble says. “Assess it at year-end and address its shortfalls. Implement changes and re-address the budget for next year.”

Doble suggests using photographs to illustrate what you're going to improve and what improvements will be made.

Yes, these are rough times—both with the economy and with the public expecting more than what might be available. But that doesn't mean the job is impossible. It's just more of a challenge.

—*Jerry Roche*

Everday Play: 7 1/2 - 8 1/2 Feet

Serious Tournament Play: 8 1/2 - 9 1/2 Feet

9 Feet: Turf & Superintendent Stressed Out!

■ “Managing green speed for the sake of speed alone should not be attempted, certainly not at the expense of acceptable turf quality,” says George Manuel, agronomist with the United States Golf Association (USGA).

Manuel suggests that superintendents—and demanding golf course members—be more concerned with uniformity and consistency, which can be achieved by altering management practices.

“(Maintaining) green speeds above 9 feet

Coast to Coast Command Performance



EMPEROR

Dwarf TALL FESCUE



Compare Emperor's growth habit and rich color with other highly advertised varieties.

Turf managers have been looking for just such a variety for a long time. Darker green, lower growing, extensive root system...the natural choice for sod production destined for both recreational turf and the above average home lawn. Emperor stands up to environmental and management stresses. It can be mowed more closely, and because of its lower growth profile, Emperor looks more manicured between mowings. Whether seed or sod, specify Emperor... you'll see the difference.



ZAJAC PERFORMANCE SEEDS

201-423-1660 FAX 201-423-6018

33 SICOMAC ROAD NORTH HALEDON, NJ 07508

Circle No. 150 on Reader Inquiry Card

Other Zajac Performance Seed Varieties include Omega II and Saturn Perennial Ryegrasses, Jaguar II Tall Fescue, Vista Red Fescue and Liberty Kentucky Bluegrass.




WITHOUT CHIPCO® FUNGICIDES ON YOUR ORNAMENTAL

It doesn't take much these days for a rosy profit picture to wither on the vine. Just a few call-backs from valued customers and a couple of costly replacement jobs could do it. That's why so many landscape professionals are protecting their reputations and their bottom lines with CHIPCO® ALIETTE® and CHIPCO® 26019 fungicides.

CHIPCO® ALIETTE® brand tackles Phyto-

phthora root rot and Pythium with powerful systemic action that puts long-lasting control inside roots and leaves. And CHIPCO® ALIETTE®, now available in a new, more convenient WDG formulation, provides two-way disease protection: First, by directly attacking disease organisms; and then, by helping plants build up their own defense mechanisms.



Rhone-Poulenc Ag Company, 2 T.W. Alexander Drive, Research Triangle Park, NC 27709. For additional product information, please call 1-800-334-9745.