



1. Rolling back sod where TerraFlow lines will run. 2. Cutting 2" wide trench. 3. Laying TerraFlow lines in 12" deep trench. 4, 5. Joining TerraFlow lines using only a utility knife and duct tape. 6. Fully installed TerraFlow System. Workers backfill with site soil, puddle with sand. 7. Replacing sod. 8. Completed TerraFlow System. Installation time: about 100 ft. per hour. 9. Green was back in play in 2 hours with TerraFlow. (Photos by Greg Fast, Turf Irrigation Supply, Englewood, Colorado.)

**Warren's® Turf Professionals just cut the cost of your next drainage system by 60%.**

## TerraFlow™

### Self-Contained Prefabricated Drainage Systems

... a totally new concept in more efficient drainage systems that gives you up to 30 times more drainage per linear foot than perforated drainpipe ... and goes in 3 times faster, without large crews, backhoes, gravel trucks or costly re-landscaping.

Because 95% of new TerraFlow System's surface area is available for water entry, it absorbs water into its waffle-like core without the need for extensive, costly gravel surrounding it.

Result: a completely self-contained, modern drainage system that can be installed in a fraction of the time and cost of conventional systems ... and with a minimum of surface disruption or inconvenience.

TerraFlow measures 1½" across and comes in 85 foot long rolls in 6", 12", 18", 24" and 42" depths. TerraFlow Drainage System design aids are now available for applications including: golf greens, tees and fairways ... athletic fields and general turf areas ... retaining walls ... roof gardens and planters ... roadway edges ... foundations ... pavements ... bridge abutments ... and many more.

TerraFlow is now available anywhere in the U.S. Call us for the name of the stocking dealer nearest you.  
Call 1-800-828-TURF (8873) In California call: 1-800-828-8882.

**"It always costs less to put in the best."**

**Warren's®**  
TURF PROFESSIONALS

Corporate Offices: Crystal Lake, Illinois 60014

For specific product information contact Warren's Seed & Special Products Division, P.O. Box 459, Suisun City, CA 94585.

7557

Circle No. 150 on Reader Inquiry Card

JUNE 1988/LANDSCAPE MANAGEMENT 41



## YOU CAME, YOU SPRAYED, YOU CONQUERED. TRIUMPH®.

### 90% grub control in 2 to 3 days.

Triumph®. The newest liquid form of grub control for lawn care professionals is here, and now available through your Lebanon Total Turf Care representative.

Backed with over 10 years of major university and independent research, new Triumph insecticide provides fast, effective control of white grubs and surface feeding insects in home lawns.

Within two days of application, Triumph is hard at work, controlling grubs, sod webworms, armyworms and mole crickets. Insect problems are eliminated quickly and easily, before serious injury has occurred to your customer's turf and to your company's reputation.

Triumph can also be used as a preventative, to stop damage before it starts with an application from July to October.

For more information on how you can Triumph over insects and grubs, call our Greenline at 1-800-233-0628 or contact your local Lebanon representative today.

**Lebanon**  
TOTAL TURF CARE

A division of Lebanon Chemical Corporation  
P.O. Box 180 • Lebanon, PA 17042

Triumph® is the registered trademark of CIBA-GEIGY. Always read and follow label directions. Triumph is a restricted use pesticide and is not for use on sandy soils. For retail sale to and use by certified applicators or persons under their direct supervision, and only for those uses covered by the certified applicator certification.

essential with soil-injected systemic insecticide applications.

**Pesticide use rates.** The amounts of insecticide used in soil systemic application are extremely high. For example, the amount of Metasystox-R2 used for insect control on a single one-foot diameter tree approach the use rates of equivalent insecticides used on an acre of an agricultural crop. The high use rates have expensive product costs and must cause some pause when considering the amount of pesticides being applied in the environment.

### Precautions

Using soil-injected systemic insecticides clearly has strong advantages that will increase their future use in landscape plant protection. However, limitations also exist. It is suggested that certain precautions, preferably included on label directions, be followed.

**Labelling.** Labelling soil systemic insecticides for use on woody plants is quite limited at present (Table 1). However, there is evidence that many manufacturers are now giving increased attention to ornamental pesticide labelling. In the past, this has been a highly neglected area in marketing plans of many insecticide manufacturers. It is being corrected, due to sluggishness of the traditional agriculture markets and the green industry's increased visibility. Availability of soil systemic insecticide uses can be expected to increase.

**Protective clothing needed.** Because of the innate toxicity of systemic insecticides and their use in concentrates, full protective clothing should always be required.

Hazards involved in handling and applying soil-injected soil systemic insecticides require special applicator training. By making these products Restricted Use pesticides, use by certified, trained professional applicators is ensured.

**Elimination of pressurized application systems.** Accidental exposure and injury is greatly increased by application of insecticides under high pressure. Equipment breakage and blowing of pesticide from injection holes are two likely means of inadvertent exposure during application.

**Restriction of applications near groundwater sources.** The extreme attention and interest in groundwater protection from pesticides and pollutants requires that all pesticide applications be made in a way that eliminates pollution risks. Use of soil injections near wells and low-lying aquifers should be restricted until their safety is demonstrated. **LM**

Circle No. 127 on Reader Inquiry Card

# WE'RE HELPING OUR COMPETITORS SEE INTO THE FUTURE.



One day there will be tractors everywhere that glide through eight forward and eight reverse gears without clutching. Ever. Of course, if you'd rather get a

© 1988 Kubota Tractor Corp.

leg up now, consider a Kubota.

Our L2850 features the first Glideshift Transmission that requires no clutching. Easy on you, easy on your machine.

The same advanced engineering is responsible for its unique bevel gear four-wheel drive system. And the L2850GST is one of the few tractors in its mid-size class powered by a 4-cylinder


Circle No. 124 on Reader Inquiry Card

direct-injection diesel engine.

It'll be some time before the competition shifts to our way of thinking, so you might want to write us today. Kubota Tractor Corporation, P.O. Box 7020-A, Compton, CA 90224-7020.

 **KUBOTA**  
Nothing like it on earth.™

# Four Reasons Why You Need TERRANEB SP.



**1 BROWN PATCH**  
The most common turf disease, Brown Patch, can destroy a stand of bentgrass within a few days. Prevalent during extended periods of high temperature and humidity, the disease is also encouraged by poorly drained soil, lack of air circulation and excessive nitrogen. At first it appears as a circular area of light brown grass, ranging from a few inches to several feet long. The circular areas grow and turn brown.

**2 SCLEROTIUM BLIGHT**  
Also called Southern Blight, Sclerotium Blight attacks annual bluegrass, Kentucky bluegrass, ryegrass and bentgrass in all sections of the country. The fungus begins to spread from the soil and surrounding debris to the grass during hot, humid weather. In its early stages, the disease looks like a frog-eye, having small, circular dead areas with tufts of apparently non-diseased grass. The circles may grow up to three feet in diameter.

**3 PYTHIUM**  
Pythium attacks all cool season turfgrasses and Bermudagrass, especially grass seedlings, which will die (damping off), resulting in irregular dead patches in the turf. Normally, it is a high temperature, high humidity and wet weather disease. Mower movement will spread fungus from diseased areas to healthy areas, thereby quickly spreading the disease. Late stages of

pythium can spread very quickly and can kill large, irregular sections of turf in 24 to 48 hours.

**4 GRAY SNOW MOLD**  
Also known as Typhula Blight, Gray Snow Mold attacks most northern turfgrasses. The disease usually develops under a snow cover and is seen as the snow melts. Fungus development is favored by high soil moisture and temperatures between 32° and 40° F. Usually visible at the first spring thaw, it

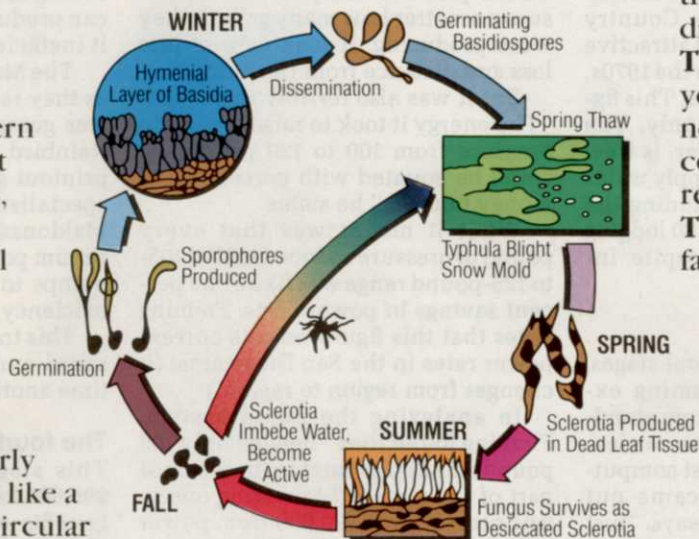
reasons enough to find help, and with one product, **TERRANE SP**, you get fast, effective control.

These diseases are best controlled with a combination of dethatching, good drainage, air circulation and avoiding overfertilization and **TERRANE SP**.

With **TERRANE SP** on hand you'll be ready to act quickly against fast-spreading diseases. **TERRANE SP** works systemically to provide effective disease protection against

these most common turf diseases.

**TERRANE SP** gives you the control you need with its proven, consistent performance record. Easy to use, **TERRANE SP** provides fast-acting control and its time-tested, biodegradable formula, with low toxicity, requires lower use rates, at less cost than similar fungicides.



appears as circular dead areas up to 6 inches in diameter, but can grow to 2 feet or more and eventually kill large irregular areas of turf. Typhula Blight not only attacks foliage, but infects deep into the crown area, completely destroying the grass plant.

#### HOW TO GET CONTROL

Keeping your turf looking good all year long is a tough job. The turf invaders such as Brown Patch, Sclerotium Blight, Pythium and Gray Snow Mold can easily destroy all your hard work. Any of these four most common turf diseases are

#### TIME TESTED TERRANE SP TURF FUNGICIDE



For further information, write:



**KINCAID  
ENTERPRISES, INC.**  
P.O. BOX 549,  
NITRO, WV 25143

or call your local distributor.

# IRRIGATION ECONOMICS

Efficient irrigation pump use and precise cycle scheduling cut power costs in half for Singing Hills Country Club and Lodge.

by Jeff Sobul, associate editor

**D**ehesa Road winds up, around and down one of the numerous hills east of San Diego, Calif. About two-thirds of the way down the east side, the road winds around a corner. For the first time, the valley below comes into view.

The green-carpeted valley is a sharp contrast to the surrounding brown, scrubby hills. The cost to keep that carpet—Singing Hills Country Club and Lodge—green and attractive was about \$140,000 a year in the 1970s, based on today's power rates. This figure reflected power costs only. The water, taken from an aquifer, is free.

Since 1980, the cost to supply water to the 54-hole facility, including the clubhouse, tennis club and 80 lodging units, was cut in half despite increased power costs.

## The first cut

The decrease came in several stages, superintendent Dave Fleming explains. In 1980, "we went from stand-alone field controllers that were electrical/mechanical to the first computerized system Rainbird came out with, the Maxi II," Fleming says. "Just by getting more accurate timing, we reduced our power bills to \$120,000."

Efficient scheduling also reduced

the time it took to water the 320 acres from 12 hours to eight.

## The second cut

Fleming and his staff took aim at the pumps in 1982. His was a traditional pump system rated at 110 to 125 psi. "For some reason years ago," he says, "(manufacturers) decided pumps would produce 125 pounds of pressure no matter how many gallons they were producing. It took care of line loss and distance from the pump."

But it was also terribly inefficient. "The energy it took to raise the pump pressure from 100 to 120 psi almost could be equated with percentage of money burned," he states.

What it meant was that every pound of pressure reduced in that 105- to 125-pound range was like a one percent savings in power costs. Fleming notes that this figure reflects current power rates in the San Diego area. (It changes from region to region.)

In analyzing the pump system, Fleming found they "needed only 105 pounds to supply water to the weakest part of the system." Lowering operating pressure cut \$20,000 from power bills, bringing it to \$100,000 a year.

## The third cut

In 1985 the course installed the updated Maxi III system. "With the Maxi III controllers we were able to analyze the pump stations," Fleming says. "Each pump can produce so many gallons of water at its optimum point on a pumping curve. If you're pumping fewer gallons, you're running the pump at an inefficient point. If you're asking for more water than the pump can produce, then you're also running it inefficiently."

The Maxi III monitored the stations as they ran and told how much water was going through the course's 3700 Rainbird 51 SAM sprinklers. A daily printout gave Fleming and irrigation specialists, Mitch Glanis and Tamo Maldonado, the data to reach that optimum point. "We could schedule the pumps to be run at their maximum efficiency point," Fleming says.

This translated into another \$5,000 saved annually. It also cut watering time another two hours, down to six.

## The fourth cut

This stage, which cut costs from \$95,000 to \$78,000, illustrates well the benefits of efficient watering cycles. Fleming began a system of what he calls "blanket application," based on soil infiltration rates, "not based on technical data on soil but on what actually happens in the field; not what happens on one cycle but on the total irrigation time. How do you get that water on and avoid runoff?" he asks.

The key was matching the application rate to infiltration rate. This keeps applied water on target, not running off into low spots and causing localized hot spots in higher areas. If they were watering a green for 10 minutes in five two-minute cycles, the computer could "introduce pauses so that the last few cycles don't go on at the same interval," he explains. "There's a little more soak time before we bring on another blanket." And less water wasted.

## The final cut

Singing Hills cut another \$4,000 from its power bills in the second half of 1987 by taking advantage of off-peak power rates offered by the local util-



Superintendent Dave Fleming (left) and assistants Tamo Maldonado (center) and Mitch Glanis used the Rainbird Maxi system to halve irrigation power costs.

ity. Rates between 10 p.m. and 6 a.m. dropped to six cents a kilowatt hour (KWR) from 13 cents/KWR at peak (10 a.m. to 6 p.m.) and eight cents/KWR at semi-peak (the four hours on either side of off-peak). "That's a real motivation to get all my irrigation done in that period," Fleming says. Day watering is kept to the bare minimum because stiff penalties are levied for peak-hour watering. "We take the Maxi and program our irrigation to start at one minute past 10 p.m."

Thus, the savings came in three ways, Fleming says. Proper scheduling reduced water used, which saved in pumping power cost. The water savings, though not translated into cost per gallon or acre-foot, were huge, especially since semi-arid area has limited water sources.

In the 1970s, Singing Hills used 2.7 million gallons a night, about eight acre-feet a year per acre. With the Maxi III, that figure is down to 1.2 million gallons per night, 4.15 acre-feet a year per acre.

Secondly, using the Maxi system, the staff vastly improved the operating efficiency of existing equipment. The final savings came with the switch to off-peak power use.

#### **Future efficiency**

Fleming admits that his current pump system is somewhat obsolete, though the pumps are tested yearly for efficiency. "Variable frequency (VF) pumps, right now, are the best things going for big water users and big pump people," he says. The system's computer varies pump pressure to match the amount of water being pumped.

"Whether you're putting down 200 GPM or 700 GPM, you're using the pump at its most efficient point because of the change in frequency," he explains. "I don't have that, so the only thing I can do is schedule my pumps with the computer."

Fleming estimates that a VF pumping system can pay for itself in three to five years on an inefficient course like Singing Hills was in 1979.

Last year, Fleming upgraded to Maxi ET software, which uses a weather station to monitor evapotranspiration (ET). So far, he has allowed the station to control irrigation on only one hole at a time. But he sees the day when weather stations will control all 54 holes.

He further expanded ET monitoring by using Standard Oil's ST-27 Turf

**Keeping Singing Hills Country Club and Lodge green in the arid Southern California climate is still a costly task even with an irrigation system at peak efficiency.**





After irrigating, Singing Hills pulls water from the aquifer into lakes which act as settling tanks. The process takes 12 to 15 hours.

Monitor. The portable unit functions much like a weather station and is good for diagnosing local hot spots before visible symptoms occur.

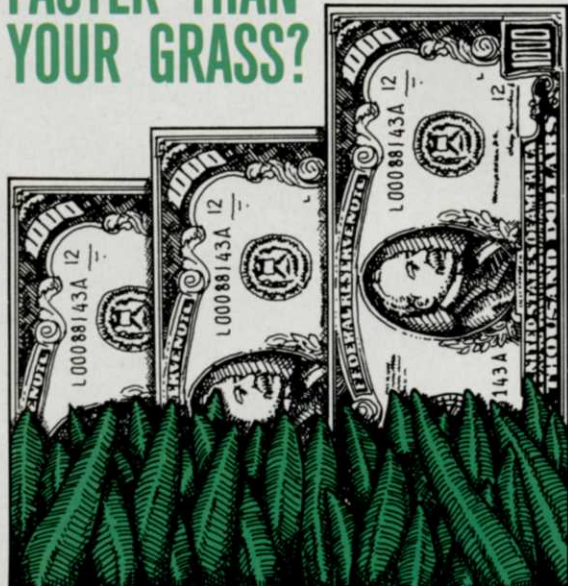
Fleming and his staff continually test different irrigation equipment on a small scale. He is testing Toro and Hunter low pressure heads and has the Hunter I-44 Sod Cup Sprinkler installed on one green.

"It's going to be one of the real innovations of the future," Fleming says. The I-44 has a living plug of turf in a cup in its top. When retracted, the head disappears into the putting surface." It will allow a freedom of green design which in the past was constrained by head spacing patterns."

Fleming, who has begun a management group called Golf Properties Management, says future irrigation efficiency will involve weather stations, low pressure systems, bigger mainlines to reduce watering time and pressure loss and off-peak hour watering if lower rates are available.

The main philosophy of his company is its ability to cut a course's irrigation costs, sometimes by 50 percent, using new computerized systems like the Maxi. In Southern California that can be a pretty big chunk of change. **LM**

## ARE YOUR MAINTENANCE COSTS GROWING FASTER THAN YOUR GRASS?



If so, we'll help you plan and implement a customized grounds care program designed to reduce your costs and improve your turf.

We're the OPTI-GRO Division of Mantek, specializing in advanced grounds care technology.

Our representatives are experts who can offer you technical advice as well as the highest quality maintenance products. They'll take soil samples from your grounds, have them analyzed and come back to you with computerized proposals recommending treatments and a 12-month application schedule.

Your OPTI-GRO program will be supported with special seminars. Individualized training will update your staff on the latest techniques and show them how to improve results and save time and labor.

For more information about how OPTI-GRO™ products and services can help you meet your turf maintenance needs, call 1-800-241-3302. In Georgia, call 404-952-0228.



**Opti-Gro**  
Advanced Grounds Technology™



# *What's New In Underground Construction...*



# ...Is What's New At Ditch Witch!

Whenever there's a new product to help you do your underground construction work better, it probably comes from Ditch Witch. Because Ditch Witch is the only company totally committed to serving the needs of the underground construction industry. Ditch Witch has what you need for today's jobs, and Ditch Witch engineers are working now so you'll have the equipment you will need in the future. Look at some of the latest innovations.

## 2020 Riding Trencher

The 2020 is a compact 20-HP-class riding trencher that gets into hard-to-reach places to trench and backfill where other riding trenchers can't go. It maneuvers around



The 2020 can go through a 36-inch yard gate to enter backyards or other confined jobsites.

obstacles in backyards, easements and other confined work areas. The 2020 is easy to operate and maintain. An enclosed gearbox, a one-piece rigid frame and a simple hydraulic system ensure reliable production.

## Radiodetection® Locating Equipment

Radiodetection locators accurately locate buried power cables, cable sheath faults, pipelines and other underground plant.



The patented twin-antenna system reveals line position and direction, even in highly congested areas or where interference makes conventional locators ineffective.

Radiodetection equipment is accurate, selective, durable and water-resistant.



## 510 Compact Trencher

Some jobs only require narrow, shallow trench. The 510 disc trencher can dig 10-inches deep at widths from 1½ to 2 inches. Simple design makes it dependable and easy to use. The trenching disc is equipped with a protective shield, and the unit has an operator presence control system. The 510 is so compact it will fit in a station wagon or van.



The compact 510 digs trench 10 inches deep, 2 inches wide.



The HT100 is a 100-HP-class track machine that can either be a vibratory plow, trencher or earth saw.

### HT100 Trencher/Plow

The HT100 is a 100-HP-class vibratory plow, trencher or earth saw that is mounted on tracks for flotation and effective traction. It is a tough, hard-working machine that accommodates most R100 Modularmatic® modules. It has a tilting frame for vertical wall trenching or plowing on slopes, and a 3-speed hydrostatic ground drive system with counter-rotating tracks that allow it to turn in its own length.

### Ditch Witch Earth Saw Modules

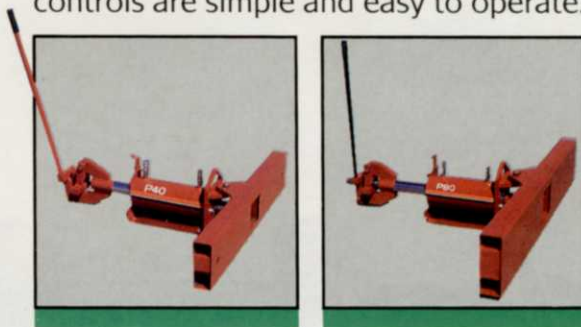
Cut trench in frozen earth, rocky soils, asphalt, even concrete with Ditch Witch earth saws. Four models now provide saw modules for Ditch Witch equipment from 30- to 100-HP-class machines. The Ditch Witch rigid frame lets you cut straight trench. New models offer a trench cleaner and auger spoil removal system as options.



Earth saws are designed to dig in tough conditions, and feature carbide bits that are easy to change.

### P40/P80 Rod Pushers

These new rod pushers from Ditch Witch operate in narrow trenches where larger equipment can't be used. They are compact and lightweight, yet powerful enough to push longer distances than similar types of equipment. P40/P80 rod pushers are bidirectional and have equal force for pulling and pushing. The controls are simple and easy to operate.



### Depend on Your Ditch Witch Dealer

He specializes in underground construction, so he knows and responds to your business needs. With everything from special financing to a complete inventory of parts and trained service experts, your Ditch Witch dealer is committed to keeping you working. To get more information or arrange a product demonstration, turn the page for the name of the Ditch Witch dealer nearest you. Or, to find out which dealer serves your area, call The Charles Machine Works, Inc. toll free at (800) 654-6481.

# Ditch Witch®

The Ditch Witch dealers in your region sponsoring this message are listed below.

**Pilgrim Ditch Witch**  
109 Town Brook Road  
West Yarmouth, Mass. 02673  
(617) 771-4111

**Ditch Witch of Greensboro, Inc.**  
515 Chimney Rock Rd. at I-40  
Greensboro, North Carolina 27419  
(919) 294-5160

**Ditch Witch of Lake Erie**  
5034 Buffalo Road  
Erie, Pennsylvania 16510  
(814) 899-0629

**Ditch Witch of New Jersey**  
397 Highway 33  
Manalapan Township  
Englishtown, New Jersey 07726  
(201) 446-9600

**Ditch Witch of North Carolina, Inc.**  
P.O. Box 26957  
Raleigh, North Carolina 27611  
(919) 772-1214

**Ditch Witch Mid-South**  
3681 Old Getwell Road  
Memphis, Tennessee 38118  
(901) 365-7400

**Ditch Witch of Central New York**  
5947 East Molloy Road  
Syracuse, New York 13211  
(315) 455-7379

**Keystone Ditch Witch**  
Route 66  
Delmont, Pennsylvania 15626  
(412) 468-6709

**Ditch Witch of Virginia**  
Rt. 4 Box 266  
Washington Highway  
Glen Allen, Virginia 23060  
(804) 798-2590

**Ditch Witch of Charlotte, Inc.**  
3908 N. Graham Street  
Charlotte, North Carolina 28206  
(704) 596-5700

**Ditch Witch of Pennsylvania**  
Rt.100 & Little Conestoga Rd.  
Eagle, Pennsylvania 19480  
(215) 458-8282

**Branch**  
Chesapeake, Virginia  
(804) 424-5960

**Ditch Witch of Roanoke, Inc.**  
251 Wildwood Rd.  
Salem, Virginia 24153  
(703) 387-0429

For the name and location of the  
Ditch Witch dealer servicing your  
area, call (800) 654-6481.



Circle Reader Service # 125.

**Sales-Service-Parts**



Phil Cavotta (left) wears many hats. Here, he and foremen Tony Gabriele (center) and Fran Cavotta examine blueprints of the recently-completed Galleria (background).

## CAVOTTA'S CLEVELAND

In the competitive Cleveland market, one name means landscaping: Phil Cavotta tells how he keeps his business successful.

by Heide Aungst

**P**hil Cavotta is more than a landscape contractor. He's a philosopher, of sorts.

"I'm like the guy who complains about having no shoes, until he sees a man with no feet," says Cavotta, one of Cleveland's leading landscapers. "I might do a big job of say \$100,000, but I'd like to do a million. The next goal might be a million and three-quarters."

Although he's a high goal-setter, he's quick to come back to earth. "It's not the gross, it's keeping your reputation and it's your rapport with people."

Where he comes from is Cleveland, Ohio. Cavotta, vice president of CLI (Cavotta Landscapers Inc.), runs the company started by his grandfather in the 1920s. His grandfather passed the

business on to Cavotta's uncle, who ran the garden store, and his father, who ran the landscaping operations.

Cavotta, 35, learned his profession by working closely with his father. Today, the company is 75 percent installation, 25 percent maintenance. To his credit are big jobs, such as the world-famous Cleveland Clinic, which hosts the King of Jordan during his checkups

## A CORPORATE DECISION

Phil Cavotta has learned only too well the truth behind the old adage, "When it rains, it pours."

Not only were Cavotta's crews tied up trying to finish landscaping Cleveland's Galleria last October, but they also had to cope with installation of a giant retaining wall at the city's 40th Street Service Center.

And the weather didn't help.

"We made a corporate decision to take on two jobs totalling close to \$1 million at the same time," says Cavotta. "But to coordinate two jobs that size, together, was some task."

The Galleria posed the most problems while the Service Center was the more labor-intensive.

"We worked 24 hours a day," Cavotta remembers. "I had to wear a lot of hats. I was at the Galleria an average of 18 to 20 hours a day for two straight weeks."

One of the problems the Galleria posed was that the landscaping was done over an underground garage. Because of the excessive weight on the garage roof that would be created by soil, \$100,000 worth of styrofoam was substituted. The styrofoam was topped with a one-third peat, one-third sand and one-third shredded topsoil combination before plant materials were brought in.

Another problem was the Galleria's location—right in the heart of downtown Cleveland where there was no parking available—and the timing—all the contractors were working to make the same deadlines. ("I must have have \$1,000 worth of parking tickets," Cavotta says. And his feelings about working with the continued interference of other contractors: "If we would've had baseball bats, we would've beaten each other to death.")


The Service Center retaining wall was 38 feet high and more than 200 feet long. It took 10,000 cement blocks, each weighing 108 pounds. Also involved was the installation of hundreds of trees and shrubs, a sprinkler system and 11,000 yards of bluegrass sod.

"The hardest part of that job, for me, was making the bid. It was the first time in the city's history that a wall like this was built," Cavotta recalls. The job took five-and-a-half weeks.

And what did Cavotta learn from the hectic experience?

"There's no way a landscaper knows everything!"

—Jerry Roche □



A portion of the 10,000-cement-block retaining wall at Cleveland's 40th Street Service Center that took more than a month to install.

(see *Weeds, Trees & Turf*, Sept. 1986, p. 35). Cavotta also installed and maintains the Galleria, Cleveland's newest downtown shopping mall under glass.

Cavotta employs 23 people at peak-season, six in the off-season. He owns 14 trucks, from a pickup to a tractor/trailer. He swears by 21-inch Jacobsen mowers.

In 1987, Cavotta made more than \$1 million. He plans for more growth by playing by the rules, and by making up his own rules.

### Following the rules

Five of Cavotta's employees work five days a week for eight months on the Clinic's 80 acres. Because of the hospital's patients, Cavotta's crew follows strict guidelines. "We can't spray during daylight hours," he says. The crew sprays after midnight, when most everyone's asleep and not walking the grounds.

Another rule crews must follow is keeping equipment noise levels down. The Clinic dictates a certain decibel level which can't be exceeded.

### Breaking the rules

Still, when Cavotta has a chance to use his ingenuity to get around a problem, he will. And the expressive Italian might just add a hint of rhetoric, too.

"We look at a job and ask, 'Can we do it?' Eventually we come up with an idea," he says.

One of his favorite jobs was the Galleria.

"At first, it was a nightmare," he recalls. That nightmare consisted of

---

*When dealing with his employees and clients, tricks just won't do.*

---

22-hour days to meet the owners' strict Oct. 15, 1987 opening. The weather simply wouldn't cooperate.

"You can fight labor problems...you can fight mechanical problems...but you can't fight the weather," he laments. "What are you gonna do, call God and say 'Hey, turn off the water on East 9th Street?'"

The architects designed the Galleria landscape so that 55 maple trees would be planted on top of an underground parking garage. But Cavotta quickly recognized that the