

# Ryan brings quality aeration from golf greens to green lawns.



## Introducing the new Ryan Lawnaire® 28.

The revolutionary Lawnaire 28 combines the technology and precision of golf course aeration with the demands of lawn maintenance. Its reciprocating, crank mounted tine arms feature a vertical coring action similar to larger Ryan aerators. Tines penetrate straight in to a depth of 2½ inches, and come straight out. The results are a more professional-looking job, better root development, greener lawns, and more satisfied customers.

## Make more money by the yard.

Because time is money, the Lawnaire 28 is designed to cover big jobs quickly — up to 24,000 sq. ft. per hour. But because not every job is big, it's also compact and maneuverable. Just 34 inches wide, the Lawnaire 28 easily fits through yard gates. The unique tricycle front wheel gives the unit a zero turning radius while aerating!

Even the tightest spots are no problem. And because it's a Ryan, you can rest assured that the Lawnaire 28 will keep you on the job and out of the repair shop for years to come.

Check out Ryan's reliability in your own backyard. Contact your Ryan dealer and ask for a free demonstration today. Or call toll free: **1-800-228-4444**.

**RYAN**®

**BUILT TO LAST**

A CUSHMAN Product Group

6189 Ryan, P.O. Box 82409, Lincoln, NE 68501

© Outboard Marine Corporation, 1988. All rights reserved.

Circle No. 105 on Reader Inquiry Card



## On Design

# 1988 NATIONAL LANDSCAPE ASSOCIATION WINNERS

by Will Perry, managing editor



If necessity is truly the mother of invention, then the Gibbs Landscape Company of Smyrna, Ga., would make Thomas Edison proud. The company was called in to landscape this Atlanta residence after its owners discovered it had been sited too close to a steep bank. Gibbs' job was to install a swimming pool and cabana and to provide a pleasing view from both the residence and pool.


The pool was set at an intermediate level between the residence and the upper garden. The steps leading to it border flowering crape myrtle, which provide brilliant summer color and lend to a sense of enclosure. The design of the pool included building several planting islands to break up the brick decking and to add green along the pool's edge. The area features numerous plantings to provide year-round color while treeforms soften the vertical scale of the residence.

When the owners of this residence called Friends Landscaping, Inc. of Fort Lauderdale, Fla., they said they wanted to renovate the property using the traditional landscaping forms that made the place the showplace of the day in the 1920s. The company's design integrated elements of restoration with the functionality of modern elements to earn a Superior Award from the NLA.

Here, a brick walkway leads to the main entrance of the residence with an exterior courtyard wall to the left. The entrance is flanked with shrubs and tropical plants and the courtyard, located off the formal living area and entry, holds a Mediterranean-style pool and an 8-foot tiered bowl fountain made of Florida Keystone. The addition of a large cluster of Phoenix palm, Alexander palms and a yellow tabebuia add special definition to this area.







**W**hen renovating the Cooper residence of Marietta, Ga., Creative Scapes, Inc., sought to create the feel of a southern garden with an English motif. Five distinct areas were carved into the slope on which the home is sited. Brick walls, which were designed to retain the soil and direct the guest into the environment, had created a drainage problem by trapping water between it and the patio areas.

In this main entrance area the visitor is greeted by this lutchyens bench on the first landing. Wisteria is being trained along a wire to soften the wall and crape-myrtles have been placed to give a glimpse of the main courtyard as you approach the house.



**T**his 60-year-old bungalow on the Peconic Bay in New York was partially destroyed in a winter storm, leaving only three walls intact. The firm of Ireland-Gannon Associates did its part in renovating the house by helping its owner create functional, outdoor spaces with large entertaining areas, seasonal color, privacy from the beach right-of-way and neighbors, as well as unrestricted views and access to the bay.

Here the firm placed planters of portulaca, ivy geranium, carex, dracena and pink geranium to create an intimate space within a large entertaining area. Also, since the residence is used during summer weekends, these plants need little maintenance and can be stored safely away in winter.



## Two keys to avoiding recreation lawsuits

by Jim Leatzow

Futurists continue to predict the tremendous growth for recreational activities in the United States. Unfortunately, this rise parallels the record number of lawsuits being filed against both the designers and providers of recreational areas, activities and equipment.

The designers and providers of this equipment are subject to an ever-increasing barrage of litigation. As a result, people who design these areas need to figure potential liability exposures in their plans.

As equipment designers or installers, you inevitably create exposures within the equipment, its overall design, and the proximity to other risks in the area. Exposure to lawsuits begin even with your drawings. The actual litigation, though, is likely to come after the facility has been in place for some time. Someone can get injured (real, or exaggerated with the urging of legal counsel) and file an action against you, your firm and every other perceived "deep pocket" involved with the equipment.


Because of this, you are being held to an ever higher standard of competence since your designs may come under close scrutiny—especially in court. It is no longer sufficient to merely produce a nice design that looks great. You must be your own best and worst critic: examine how your design could possibly cause or just contribute to someone getting hurt.

First, check those areas where people will most likely congregate. In these areas, avoid using potentially dangerous plants, such as those with sharp thorns or needles. Also, plants shouldn't interfere with a person's ability to steer clear of a dangerous situation.

Consider, too, situating the playing areas in such a manner as to maximize safety. Don't place a tot-lot immediately adjacent to a busy street with

Jim Leatzow is president of Leatzow & Associates, Glen Ellyn, Ill. He specializes in green industry matters.

out a significant fence or similar barrier. Likewise, you shouldn't place the outfield of a ball diamond near a busy street since you could reasonably predict that an eager outfielder would chase a ball without looking for



When designing or installing recreational equipment, it's best to plan for the worst.

traffic first. Noting the sun's position when locating sport fields is also a good idea.

You must be very critical of the equipment to be chosen or specified. It is not unreasonable to ask the manu-

---

*You will be responsible for the design of anyone you hire as a consultant.*

---

facturer for the product's safety record. Similarly, it is prudent to determine whether the manufacturer maintains product liability for its equipment. If a supplier doesn't carry product liability, it probably has had a problem with claims and can't find or afford much coverage. Though coverage today doesn't guarantee the manufacturer will be covered two years from now, it at least shows that you went beyond merely choosing the equipment out of a book.

Once you have specified the equip-

ment, it is equally important to select soft, cushioning material to surround it. On natural grass sport fields you need to consider some form of sprinkler system to keep the playing surface soft, healthy and resilient. There has been a dramatic increase in litigation stemming from sports injuries directly related to hard packed dirt where grass has been allowed to die. By making a written recommendation to your client, you have covered yourself professionally should an injury result from turf neglect.

If the specific area you are designing includes use after dark, be aware of the need for lighting to both illuminate the activities and provide security. Again, informing your client of your security concerns in writing goes a long way toward protecting yourself. If you hire a professional to handle the lighting design, make certain they carry professional liability too,

since you will be responsible for the design of anyone you hire as a consultant.

It is important to make sure the actual construction of your equipment is according to your plans and specifications. If a "creative" landscape contractor doing the installation altered your plan, the onus is on you to notify the client (again in writing) that a problem exists. You should also consider giving your client some information regarding the maintenance of your plan to preclude dangerous situations.

This might include such areas as directions for maintaining plant growth habit, annual replenishment of cushioning material and periodic safety inspections for the installed equipment to make certain hardware isn't missing and that the equipment is being used for what it was intended.

Follow these recommendations and make sure your file documentation is complete. With that done, you will be adequately prepared for the legal attack that ultimately can and will occur. **LM**





## How to turn summer stress into spring success.

You see it every year, without fail. Summer stress takes its toll on turf, resulting in lawns that lack density, color and resistance to damage.

But you can turn summer stress into spring success with an effective fall fertilization program that includes Lebanon Professional Turf Products.

Lebanon's fall fertilization products like Lebanon Pro 32-4-8 and Lebanon Pro 28-6-12 are specially formulated to give better fall color, enhance root growth, increase winter hardiness and provide quick green-up next spring.

Lebanon's quality SCU blends help keep your customers' lawns at the peak of perfection all year round. Plus they are priced to help you maintain a competitive edge and keep your business growing.

For more information on Lebanon Professional Turf Products for fall fertilization, call our Greenline today at 1-800-233-0628 or 1-717-273-1685.

**Lebanon**  
TOTAL TURF CARE

A division of Lebanon Chemical Corporation  
P.O. Box 180 • Lebanon, PA 17042



## 'Right connections' for mobile business

Warner's Nursery & Landscape is a company geared for mobility. Headquartered in tiny (population 7,000) Page, Ariz., Warner's sells more than \$1.1 million worth of landscape work and materials a year. The company supports seasonal employment of up to 60 by working across long distances of arid northern Arizona.

Last summer, the closest job was 100 miles away and the farthest was 150, according to Dennis R. Warner, general manager of the family-owned concern. So Warner's is a company on wheels and wings. It has two vans which serve as mobile warehouses, about 16 other vehicles and one airplane.

"When you're working more than 100 miles from the nearest town, as we so often are, you don't want to forget anything," emphasizes Warner. "So we pack our vans very carefully."

All-in-one products like the new 3M DBY Direct Bury Splice Kits are popular with the mobile firm. "They simplify packing," Warner points out. "The self-contained kit with two Scotchlok connectors and two gel-filled insulator tubes eliminates the problems that came with older products: tubes with sealant that dried out and crimping bands which got lost. The kit solves the problem of leaving a needed piece back home."

Warner's nursery and landscaping businesses include:

- landscaping and irrigation contracting, primarily commercial, using hydroseeding;
- a retail nursery and garden center which serves the Page area and supports the landscaping operation; and

- contract landscape maintenance.

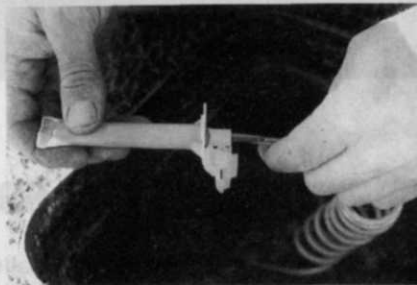
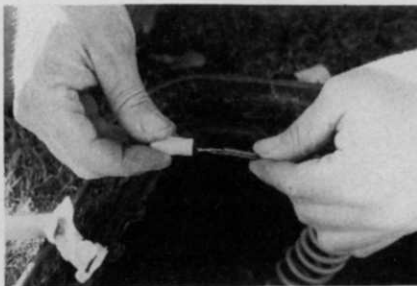
Northern Arizona averages less than seven inches of rainfall a year. Thus, virtually every Warner's landscape project involves irrigation—and conservation, too, because every drop of water in Lake Powell is allocated to users as far away as Los Angeles. So when Warner's contracts for a job, the company hires engineers and architects to develop advanced water-handling techniques.

Warner's has used DBY connectors on all its irrigation projects since January, 1987.

"From the first, the crews have liked them. And the DBY's slight extra cost is far more than offset by the labor savings at \$12 an hour," explains



Connecting the second of 3M DBY Direct Bury Splices is equipment operator Christopher M. Cabral. The self-contained DBY kit, with nothing to lose and no sealant tubes to dry out, is invaluable to Warner's because its jobs are often in remote areas.



Warner. "They're not as messy as the old connectors were with sealant, so they make the task neater, easier and cleaner. And they reduce the non-productive time formerly spent looking for lost bands."

To splice with a DBY, the worker strips the wire ends, twists on the Scotchlok Y Electrical Spring Connector, inserts it in the gel-filled tube and snaps the cap shut. That's it.

Warner has installed nearly 1,000 DBYs without a failure, and also sells them to nursery do-it-yourselfers putting in their own irrigation systems.

They are also the standard connectors stocked in Warner's traveling "warehouse" vans. **LM**



"We are geared for mobility because we work across all of northern Arizona," explains Dennis R. Warner, general manager of the nursery and landscape operations. "We have two vans which serve as mobile warehouses, plus about 16 other vehicles."

As a first step (left), Cabral strips the wires, then twists on a Scotchlok Y Electrical Spring Connector. He then (center) inserts the connector into the 0.6-inch by 4-inch gel-filled polypropylene insulator tube, pushing the connector all the way to the bottom where locking fingers will grip it. Next, Cabral positions the wires in the wire channels, closes the insulator tube cap until it snaps securely, and the job is done.

# TRUCK ON DOWN

To Nashville, heartland of the country and site of the exciting **THIRD ANNUAL LANDSCAPE EXPOSITION!**

Your colleagues will be coming from all directions to join other landscape professionals for a jam-packed three days of shopping, placing orders, testing equipment, meeting new suppliers, attending high-powered seminars, and sharing some down-home, foot-stompin' fun.

Among the exhibits will be:

- Power equipment
- Seeds
- Chemicals
- Accessories
- Heavy machinery
- Systems and services

**Nashville Convention Center**  
Nashville, Tennessee  
**October 22-24, 1988**

There's more. Three days of seminars, presented by key players in the industry, will cover the vital technical and business issues which keep you on top.

Mark your calendar now, and return the reply card today. We'll send you complete exhibitor, conference, travel, and hotel information. Truck on down to Nashville, and take the break you deserve - you're entitled to it.

**The  
Third Annual  
Landscape  
Exposition**



Sponsored by Landscape Management and Lawn Care Industry Magazines

Produced and Managed by Edgell Expositions  
A Division of Edgell Communications, Inc.


Circle No. 122 on Reader Inquiry Card

AUGUST 1988/LANDSCAPE MANAGEMENT 59



## New flow sensor monitors booster pump performance

Signet Industrial has introduced its MK 3-2157 Perma-Flo insertion flow sensor, an economical instrument




that can monitor flow rates ranging from as low as 0.7 feet to 30 feet per second.

In irrigation applications, the sensor is ideal for monitoring both the performance of booster pumps and the amount of flow dispensed.

Installation of the sensor requires that it be threaded into a standard 1 1/2-inch threadlot fitting. A unique quick adjustment feature allows it to be used in any pipe size greater than 1 1/2 inch in diameter. The sensor is accurate to  $\pm 1\%$  of the full scale with a repeatability to  $\pm 1/2$  of a percent. **Circle No. 190 on Reader Inquiry Card**

## Flat deck mower cuts a well-groomed path

The Land Pride flat deck grooming mower offers superb mowing quality and durability. The mower features high-speed cutting knives and a contour-hugging design.



Floating hitch blocks and a swivelling top link prevent scalping while the combined options of front rollers and two or four gauge wheels keep the deck close to the ground. The tubular chassis absorbs shock loads instead of the deck.

The unit hooks up easily with a clevis hitch and in-and-out hitch blocks allow the mower to be held closer to the tractor.

**Circle No. 191 on Reader Inquiry Card**

## Spreader/top dresser ideal for large applications

Hahn Inc., has introduced a spreader/top dresser attachment for its Multi-Pro 44 utility vehicle. The spreader features a 17 cu.ft. steel hopper and a new drive system utilizing a cog belt instead of chain drive.

The spreader can distribute 600 lbs. of dry sand per minute in a controlled pattern, adjustable from 12 to 20 feet. It will spread fertilizer up to 45 feet. A PTO kit is available to adapt the unit to a tractor's three-point hitch.




**Circle No. 192 on Reader Inquiry Card**

## Grooming accessory called 'most universal'

The Toro Co. has introduced its new grooming reel for golf courses. A company spokesperson said this new Greensmaster 3000 accessory is the most universal tool available to superintendents and allows more consistency in greens maintenance, truer ball roll and healthier turf.

"Our customers gave us the message that a grooming reel more adaptable to individual needs still was needed within the industry," said Helmut Ullrich, marketing manager for Toro's Commercial Division. "Because our product features the ability to be fine-tuned for every changing condition during the growing season, it is essentially a new management tool."

Toro's exclusive "quick up and quick down" feature allows the reel to be raised or lowered easily without losing the depth setting. The operator quickly can choose when and how to



use the groomer, avoid groomer over-use and undue stress on the grass.

**Circle No. 193 on Reader Inquiry Card**

## Expo attendees get first look at two new mowers

Scag Power Equipment unveiled two additions to its commercial mower line at last month's International Lawn and Garden Expo in Louisville.

One, a 61-inch hydrostatic rider with an 18 hp Kohler engine, features an electric start engine. Both its drive wheels are driven independently for a smooth transition through curves and better traction on hillsides.

Scag also introduced a 72-inch walking mower powered by an 18 hp Kohler engine. This mower features a four-speed gear box for faster ground speed.



**Circle No. 194 on Reader Inquiry Card**

## Man-made rock forms replicate natural settings

The Rock Fabricating Division of Masonry Seal Corp., replicates natural