



Doug, you say Super Greens Fertilizer works under conditions that can stop others cold. What do you mean?

"Cold weather, of course. But also high pH and deficiencies in iron or manganese. All or any combination of those conditions."

Let's start with cold weather. What makes Super Greens better? "Super Greens works quickly in cold, wet soils—spring or fall—because most of its nitrogen doesn't depend on temperature-related microbial activity."

How quickly does it work? And what about staying power? "Your greens should respond within five days. And it's got enough kick left to last well into the second month."

Will it push greens? Turn them puffy? "No. Super Greens has the balanced ratio of nitrogen and potassium you're looking for to promote high quality turf."

Let's talk about pH. You say Super Greens performs in high pH conditions. Why? "Because of the unique chemistry of the product and the homogeneity of the granules. If you have a high pH condition because of soil or irrigation water, Super Greens is for you."

What about the iron and manganese. What makes your micronutrients different? "Quantity and chemistry. Super Greens has enough iron and manganese to help overcome deficiencies, including those in sand greens. And both micronutrients are present in forms which make them available to the turf."


When and where does Super Greens work best? "In the Deep South, I'd recommend Super Greens on bermudagrass greens and tees all year long. In the Southeast, it helps keep bentgrass greens active from October through April, and it's great for ryegrass overseeded on bermuda greens and tees. It will also help bring bermudagrass out of dormancy quickly in the spring."

How about the rest of the country? "In cooler climates, superintendents can get earlier green-up in the spring and good strong color on their bentgrass greens through fall and right up to freezing weather."

How does Super Greens compare with competitive products? "In this business, you get cautious about saying that anything is 'the best'. But this fertilizer would have to rank among the very best I've ever seen."


For more information on new Super Greens Fertilizer, call your ProTurf® Tech Rep. Or call Scotts® direct at 800-543-0006.

Circle No. 132 on Reader Inquiry Card



"It'll give you quick, healthy green-up under conditions that can stop other fertilizers cold."

Doug Horn, Scotts Research project leader (Fertilizer R&D), talks about new Super Greens Fertilizer.





Annual Nitrogen Requirement of Turfgrasses*

Species	Length of Growing Season	Nitrogen per Season lbs./1,000 sq. ft.	Variations in Management
Cool-Season:			
sheeps & hard fescue	4- 8	0- 3	low maintenance; roughs
red fescues	4- 8	1- 3	low maintenance to good care
Kentucky bluegrass	5-12	2- 8	lawns, fairways
bentgrasses	4- 8	1- 4	medium care, lawn, fairways
bentgrass, greens	5-12	6-15	clippings removed, forced growth
Warm-Season:			
zoysia	6-10	1- 6	adequate cover
common bermuda	7-12	2- 8	most variable
St. Augustine, Bahia	10-12	2- 8	warm areas, lawns
bermudagrass, fairways and tees	5-12	4- 9	good management
bermudagrass, greens	8-12	8-20	may rest over winter

* Adapted from Turf Managers' Handbook by William H. Daniel and Raymond P. Freeborg, published in 1973 by Harvest Publishing Company, New York, NY.

shoot growth activity slows. Care must be taken with the timing of fall fertilization since it may decrease low temperature hardiness if applied late. Maintaining adequate potassium levels in fall increase tolerance to low temperatures. As with cool-season turfgrasses, indiscriminate use of nitrogen fertilization in the summer can increase injury of warm-season grass subjected to disease or environmental stress. As mentioned previously, maintaining adequate soil potassium levels will aid warm-season turfgrass in their tolerance of heat, cold, mowing and wear stresses, and reduce their susceptibility to turfgrass diseases.

Rate of fertilization

The annual nitrogen requirement (pounds per 1,000 square feet) for turfgrass should be determined by considering several factors, including the length of growing season, degree of quality desired, purpose for which the turf is used, and the species and cultivars present.

The **length of growing season** (time between the last killing frost in the spring to the first in the fall) varies. Along the Gulf of Mexico and in certain areas of Arizona and California, it exceeds eight months. Portions of Maine and Minnesota, however, have as little as three and a half months. The longer the length of growing sea-

son, the greater the amount of nitrogen needed to maintain turfgrass quality.

Because of the **level of quality** desired is subject to human interpretation, the rate of fertilization can be tailored to meet the expectations of the user. A home lawn maintained for aesthetic purposes, for example, can

An objective in timing fertilizer applications is to build carbohydrate reserves and promote root development.

range from a weed-free turf of acceptable color and density to a season-long turf of premium appearance.

The **purpose** for which the turf is used, whether it be for aesthetic or recreational function, will also influence the nitrogen fertility level. The rate of fertilization of bentgrass, for instance, can vary from four to 10 pounds of nitrogen per 1,000 square feet. Lower rates may be used to provide a pleasing appearance on a home lawn while higher rates may be applied to maximize the playability of a putting green.

Turfgrass species and cultivars can vary in amount of nitrogen required to maximize quality. Within the cool-season grasses, sheeps, hard and red fescues require a low level, Kentucky bluegrass a medium level, and bentgrass a high level of fertility. Improved cultivars of bermudagrass require more nitrogen than common bermuda.

Cultural practices such as irrigation and clipping removal may require the use of higher annual nitrogen rates to maintain the desired turfgrass quality. Supplemental watering of turfgrasses will increase the rate of which nitrogen is leached from the turfgrass root zone. Losses can be substantial when quick-release sources of nitrogen are applied to sandy soils.

Collection of clippings following mowing has been estimated to remove approximately 20 percent of the nitrogen applied to turfgrass. Additional nitrogen should be factored into the yearly total of these areas.

Phosphorus and potassium have been routinely applied along with nitrogen using fertilizer with ratios such as 3:1:2, 5:1:2 or 4:1:1. These ratios are based on the relative amounts of nitrogen, phosphorus and potassium found in turfgrass clippings but do not take into consideration the inherent levels found in the soil.

Their use should be based on a **soil test**. Many turfgrass soils contain high levels of phosphorus and little, if any, response is obtained by putting down more.

Two factors to be considered in making individual nitrogen applications are the source of nitrogen and the time of year.

Quick-release sources of nitrogen (for example ammonium nitrate, urea) are commonly limited to no more than one pound of nitrogen per 1,000 square feet. This rule of thumb is observed in spring and fall to avoid overstimulating shoot growth. Summer applications using quick-release sources are frequently limited to no more than one-half pound of nitrogen per 1,000 square feet. Low rates of quick-release sources also minimize the potential to cause fertilizer burn.

Applications of controlled-release nitrogen sources (such as U.F., IBDU, sulfur coated urea) are generally made at rates from one to three pounds of nitrogen per 1,000 square feet. The longer residual of these nitrogen sources reduces the need for more frequent applications, saving



STOP GRUBS FROM THE FIRST BITE TO THE LAST GASP.

Grubs are a hardy breed. They're tough to prevent and even tougher to get rid of once they start chowing down on the roots of your turf.

One thing that puts them off their feed is *OFTANOL 5% Granular insecticide.

Another is new OFTANOL 2 Insecticide. It's a liquid formulation of OFTANOL, containing two pounds of active ingredient per gallon.

The nifty thing about OFTANOL, liquid or granular, is that it stops grub damage fast, even before it kills. After an application of OFTANOL, grubs stop feeding and the damage stops. Use it as a preventive, in the spring, or as a curative anytime grubs are a problem.

Grubs, one serious problem with two serious solutions. OFTANOL. Always read the label before use.



**OFTANOL.
WHEN YOU'RE SERIOUS
ABOUT GRUBS.**



Mobay Chemical Corporation
Specialty Products Group
Box 4913, Kansas City, Mo. 64120

OFTANOL is a Reg. TM of the Parent Company of Farbenfabriken Bayer GmbH, Leverkusen.

Circle No. 124 on Reader Inquiry Card

AUGUST 1985/WEEDS TREES & TURF 43



Liquid soil injection can disperse either soluble or suspension fertilizers throughout the root zone of trees.

turfgrass managers labor and time.

Method of application

Fertilizers can be applied in either dry or liquid forms, the subject of controversy in the lawn care industry. Research shows turf response is equal regardless of the method of application when considering a source of nitrogen such as urea. The application method then may be decided on the turf manager's perception of productivity.

Two types of spreaders are used to apply **granular (dry) fertilizers**: gravity and centrifugal. With the **gravity (drop) spreader**, fertilizer is held in a trough and agitated by a mixing bar connected to the wheels. The fertilizer is dropped through a series of slots to the turf below and spread in swaths.

The **centrifugal (broadcast)** type of spreader is commonly used by commercial turf managers because it applies a wider swath of material and can treat large areas more quickly. It features a hopper from which the fertilizer falls from a hole (or series of holes) onto a spinning disk which propels fertilizer ahead and to the sides of the spreader.

With a liquid application method fertilizer is either solubilized or suspended in water and sprayed on the turf.

The amount of water used normally varies from one to five gallons per 1,000 square feet. Equipment used can be broadly classified into either low pressure spray booms or high pressure or hydraulic sprayers. Both types feature a tank, pump to build pressure, pressure regulator, strainers

or screens, and a nozzle.

Low-pressure spray booms, as the name implies, are operated at low pressures, generally in the range of 15-60 pounds per square inch (psi) and deliver one gallon or less of spray per 1,000 square feet.

They are designed to be driven over large areas delivering the spray from a series of nozzles in distinct swaths. They are often used by golf course superintendents on fairways.

High-pressure sprayers can create spray pressure of several hundred pounds or more and use a hose and hand-held nozzle for directed application and are used by lawn care companies.

FERTILIZATION OF TREES AND SHRUBS

Landscape trees and shrubs are often subject to adverse soil and environmental conditions. Compacted soils, poor drainage, restricted root areas as well as highway salts, air pollutants and competition from turfgrass contribute to plant stress and increase the importance of regular fertilization.

Vigorous trees are more resistant to insects and disease, more attractive and a greater asset to properties.


When trees are fertilized, only nitrogen, phosphorus and potassium are normally applied. However, supplemental micronutrients such as iron and manganese may be necessary for certain species growing in alkaline or sandy soils.

Plants often respond to applications of nitrogen with dramatic improvements in shoot growth and leaf color. Because of nitrogen's transitory nature in soils and the large amount extracted by plants, soil analysis is not particularly useful. Heavy applications of nitrogen alone may stimulate shoot growth more than root growth, disturbing the natural root/shoot ratio.

The need for supplemental phosphorus and potassium is more difficult to determine since phosphorus and potassium normally do not produce a noticeable, visible response except on young or newly transplanted trees and shrubs. Also, results from field studies have been inconsistent because of differences in soil, age, condition and location of test species, and the timing and method of application. Where reliable soil tests are not available for phosphorus and potassium, most arborists fertilize all trees and shrubs with a complete fertilizer. Since arborists are concerned with the health of individual trees and

Penneagle's still pushing out Poa at Oakmont C.C.

Less than 20% Poa annua remains on fairways with this innovative program.



Fairways are aerified and overseeded with Penneagle at Oakmont C.C. every fall

Oakmont CC, Pennsylvania, host of six U.S. Open Championships,* has renovated its entire course with Penneagle Creeping Bentgrass.

We have been overseeding every fall since 1977 with Penneagle. This superior creeping bentgrass has persistently crowded out Poa annua on tees, fairways and greens. By triplex mowing and collecting the clippings, our fairways are now more than 80% Penneagle. This entire process is performed while the course


is in play. With the reputation of six U.S. Opens behind us, I wouldn't even consider anything less than Penneagle."

Paul Latshaw

Paul Latshaw
Supt. Oakmont Country Club

*1927, '35, '53, '62, '73, '83.

Oregon Certified Penneagle, one of the "PennPals"



Penneagle blue tags earn cash or prizes. Call for details.

Circle No. 140 on Reader Inquiry Card

Marketed by **TEE-2-GREEN Corp.**, PO Box 250 Hubbard, OR 97032 1-800-547-0255 TWX 510-590-0957



shrubs growing in a wide variety of soil conditions, the most practical approach to fertilization is to provide an effective fertilizer formulation for trees and shrubs within a geographic area.

Specific soil/plant deficiencies may be addressed, if necessary, on an individual basis. In most cases a 3:1:1 (or similar) ratio is satisfactory for landscape plants although additional potassium and/or micronutrients may be advisable in sandy soils. Additional micronutrients may also be necessary in alkaline soils particularly for ericaceous or other so called "acid-loving" plants.

Iron deficiency chlorosis is common on oaks, rhododendron and pine grown on alkaline soils and has been reported on sweet gum, ginkgo and birch as well as many other woody ornamentals. **Manganese deficiency chlorosis**, also induced by alkaline soils, is a common problem with maples.

Application rates

Most fertilizer recommendations are based on the number of square feet in the **growing area** for shrub beds or the **branch spread** for individual trees and shrubs.

Fertilizer recommendations based on trunk diameter can result in over fertilization and damage to plants if the root system is restricted by paved areas, foundation walls, or other obstructions.

Three pounds of actual nitrogen per 1,000 square feet per year or six pounds every other year is satisfactory to maintain the health and vigor of deciduous trees and shrubs. If leaf color, annual growth or general vigor is unacceptable, six pounds of nitrogen per 1,000 square feet may be applied annually.

Broadleaf evergreens, small shrubs, flowering trees and recently transplanted or declining trees are more sensitive to fertilizer salts and should receive only about one-half the recommended rate, particularly when quick-release fertilizers are applied. The risk of injury to sensitive plants may be reduced by splitting the recommended annual amount into two or more applications.

The amount of fertilizer to be applied per 1,000 square feet of root areas can be calculated by dividing the percent nitrogen on the fertilizer bag into the desired nitrogen per 1,000 square feet.

For example, to determine the

amount of 30-10-10 fertilizer required to apply six pounds of nitrogen per 1,000 square feet, divide .30 into 6, which equals 20 pounds (6/.30 equals 20).

Application timing

Although the roots of woody plants may elongate throughout the growing season, active root growth most often occurs in early spring and late fall when soil temperatures are cool and there is little competition from leaves for water and nutrients.

Fertilization is most effective when supplemental nutrients are available during these periods of optimum root growth. Soluble nitrogen fertilizers, because of their short residual in soils, should be applied be-

The longer the length of growing season the greater the amount of nitrogen needed to maintain turfgrass quality.

tween October and December and/or between February and April. Controlled-release nitrogen ensures availability in the root zone for a relatively long period, depending upon the solubility of the nitrogen source. The application timing of these fertilizers may not be a major concern.

Application techniques

Supplemental nutrients can be supplied to landscape plants through foliar sprays, trunk injections or applications on or beneath the soil surface. Though each method has advantages in specific situations, woody plants in most cases respond best to soil applications.

Surface applications

Nitrogen fertilizers can be applied to the soil surface since nitrates are highly mobile and will move downward into the root zone. When fertilizing woody plants in sodded areas, surface application should be limited to no more than three pounds of nitrogen per 1,000 square feet from a controlled-release source. However, since turfgrasses within the application zone may be injured or respond with undesirable succulent growth, trees and shrubs in quality lawns are

often fertilized with subsurface applications.

Fertilizer containing phosphorus should not be applied to the soil surface. Phosphorus is bound to soil particles and does not move downward to contact the absorbing roots. Surface applications of phosphorus may also stimulate annual bluegrass which is undesirable in home lawns.

Drill hole technique

Fertilizer can be placed in the root zone by drilling holes in the ground and dividing the recommended amount of fertilizer equally among the holes. For trees, holes should be 12-18 inches deep and 18-24 inches apart, beginning two to three feet from the trunk and going two to three feet beyond the drip line.

To prevent turfgrass injury, fertilizer should be at least four inches below the soil surface. Calcined clay, perlite or other soil amendments can be used to fill the top of the hole or, in quality lawns, a plug of grass can be removed before drilling and replaced after adding fertilizer.

Soil injection

Liquid soil injection is a fast, economical alternative to the drill hole technique. The injection equipment consists of a hydraulic sprayer operated at 150-200 psi and an injector probe sticking about 12 inches into the soil. The injections are normally in a grid pattern about three feet apart within and slightly beyond the tree canopy.

Soil injection provides more thorough nutrient distribution than the vertical hole technique and generally can be done in about one-fourth the time.



Unfortunately, most soluble fertilizers have a high burn potential and soluble nitrogen may leach from the root zone. It may remain in the root zone for as little as six weeks.

Because of the limitations of liquid soluble fertilizers, suspension fertilizers are gaining acceptance for soil injection. Ureaformaldehyde is particularly effective as a controlled-release nitrogen source in spraying systems since the release rate is not greatly affected by particle size. Suspended in water, powdered ureaformaldehyde can be injected into the soil and dispersed laterally by hydraulic pressure.

Soluble methylol and methylene ureas, recently introduced, have a lower burn potential than urea or other soluble nitrogen sources.

continued on page 50

Create a Colorful Difference



WITH **Pinto** BRAND WILD FLOWER MIX . . .

the colorful and decorative answer for low maintenance landscape areas.

Multi-colored blends of annuals and perennials like Chicory, Scarlet Flax, Bachelor's Button, Baby's Breath and Painted Daisy. A blend that reseeds itself for lasting beauty year after year.

Pinto is ideal for any landscape — parks, roadsides, golf course roughs, home gardens, industrial and landfill sites. And perfect for areas where you don't have to mow.

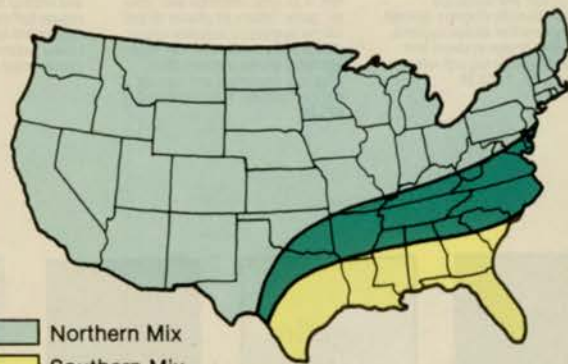
Available either as 100% wild flowers, or mixed with a fescue as a Meadow Mix to aid soil stability.

It's custom blended in a Northern or Southern mix. So wherever you live, your Pinto order will be perfectly adapted for your climate. It will make this year the start of many colorful years to come.

Pinto Wild Flower Mix: the easy, low-maintenance way to naturalize your surroundings.

For more information or to place your Pinto order, call:

- Marie Pompei or John Morrissey, Lofts (800) 526-3890
- Joe O'Donnell, Sunbelt Seeds, Inc. (404) 448-9932
- Don White (912) 382-4268
- John Sours or Grant Jurgensen of Jacklin Seed Company (800) 635-8726



- Northern Mix
- Southern Mix
- Either Mix




Lofts Inc.

Bound Brook, New Jersey 08805

Jacklin Seed Company

Post Falls, ID 83854

BOOKSTORE



665-ARBORICULTURE: THE CARE OF TREES, SHRUBS AND VINES IN THE LANDSCAPE by Richard W. Harris
Provides comprehensive coverage of complete planting, site analysis, preparation and special planting methods, fully-detailed coverage of fertilization, irrigation and pruning guidelines on preventative maintenance, repair and chemical control, how-tos of diagnosing plant problems, practical data on non-infectious disorders, diseases, insects and related pests and pest management. **\$37.95**



345-COST DATA FOR LANDSCAPE CONSTRUCTION 1984
Kathleen W. Kerr, Editor
An updated unit cost data reference for designers and cost estimators. Developed to fill the tremendous need for detailed landscape construction cost data. Laid out in easy-to-use CSI format. Annual. **\$28.75**

395-LANDSCAPE ARCHITECTURE by John Ormsbee Simonds
A Manual of Site Planning and Design. This long-awaited second edition outlines and analyzes the complete landscape process from site selection to finished project. In simple and clear terms, it describes various planning constraints imposed by the forms, forces and features of the natural and built landscape. **\$37.50**

300-LANDSCAPE DESIGN: A PRACTICAL APPROACH by Leroy Hannebaum
Geared for the commercial designer/salesperson, this is a one-stop guide to the landscape design process. Covers the entire highly competitive field including design analysis techniques, pointers on land forms, specialized business landscaping methods, environmental design guidelines, specifications, estimations, bids. **\$22.95**

365-LANDSCAPE PLANTS IN DESIGN by Edward C. Martin
An annotated photographic guide to the design qualities of ornamental plants and their aesthetic and functional use in landscape designing. Over 600 trees, shrubs, vines, ground covers and turf grasses are described in non-technical language. Over 1900 photographs. Provides a basis for selecting the best plant materials for any particular use in landscape design. Contains detailed indexes that provide quick reference to particular design qualities and growing conditions. **\$55.00**

375-RESIDENTIAL LANDSCAPES by Gregory M. Pierceall
An excellent reference for individuals involved in the design and development of plantings and constructed features for residential sites. Illustrations and actual residential case study examples are used to communicate graphic, planning and design concepts which are the focus of this text. Topics covered include Site Design and the Landscape Industry, Graphic Communications, Landscape Symbols, Residential Landscape Design Portfolio, Design Principles and Elements, Multifamily Site Design. **\$28.95**



625-ADVANCES IN TURFGRASS ENTOMOLOGY edited by H.D. Niemczyk and B.G. Joyner
A complete account of the facts presented at the 1980 Symposium on Turfgrass Insects. 200 photographs, tables and graphs make this volume an indispensable reference for anyone connected with the turfgrass industry or research. **\$24.95**


010-ADVANCES IN TURFGRASS PATHOLOGY by Dr. B.G. Joyner & Dr. P. Larsen
Leading U.S. turf pathologists report on turfgrass diseases, pythium blight, snow molds, fairy rings, leaf spot of Kentucky Bluegrass in Minnesota, initial and field fungicide screening, turfgrass disease resistance, etc. Contains new ideas on how to combat turfgrass problems. **\$27.95**

645-MANAGEMENT OF TURFGRASS DISEASES by J.M. Vargas
Identifies turfgrass diseases by description and illustration. Includes a holistic approach to healthy turf and lawns. Presents practical management strategies for golf courses, lawns and athletic fields. 204 pages, illustrated. **\$24.95**

640-TURF IRRIGATION MANUAL by James Watkins
A guidebook for engineers, architects, designers and contractors. Keeps pace with the latest developments in turf and landscape irrigation. Specific chapters devoted to rotary sprinkler design systems. Golf course design systems and expanded engineering and reference material. **\$22.95**

615-TURF MANAGEMENT FOR GOLF COURSES by James B. Beard
Written by an eminent turfgrass researcher, this USGA sponsored text is an ideal reference and "how to" guide. Details all phases of golf course operations including course design and construction, turf management, course administration, irrigation, equipment and disease and pest control. Fully illustrated. **\$45.00**




620-TURF MANAGEMENT HANDBOOK by Howard Sprague
Practical guide to turf care under both healthy and poor turf conditions. Chapters cover turf in cooler and warmer regions, fertilizer use, regular turf care, weed and disease control and special turf problems. Useful seasonal schedules for management of turf areas. **\$18.00**



110,120-TURF MANAGERS' HANDBOOK by Drs. William Daniel and Ray Freeborg
This specially designed manual by leading turf specialists is a comprehensive, organized approach to turfgrass science and care. An easy, on-the-job reference for planning, purchasing, hiring, construction and plant selection. **\$28.95 hardcover, \$23.95 paperback.**

650-TURFGRASS MANAGEMENT by A.J. Turgeon
Brand new approach and terminology to provide a concise, consistent picture of current state of turfgrass science and technology. **\$22.95**

630-TURFGRASS SCIENCE AND CULTURE by James Beard
Comprehensive basic text and reference source used in many leading university turf programs. Includes findings of current research compiled from more than 12,000 sources. **\$29.95**



410-DISEASES & PESTS OF ORNAMENTAL PLANTS

by Pascal Pirone
This standard reference discusses diagnosis and treatment of diseases and organisms affecting nearly 500 varieties of ornamental plants grown outdoors, under glass or in the home. Easy to understand explanations of when and how to use the most effective fungicides, insecticides and other control methods. **\$32.50**

690-INSECTS THAT FEED ON TREES AND SHRUBS

by Johnson and Lyon
Essential information for identifying more than 650 insects, pests and injuries they cause. More than 200 color illustrations. **\$47.50**






570-WESTCOTT'S PLANT DISEASE HANDBOOK

by Kenneth Horst
This fourth edition offers professionals the latest diagnostic and disease control information. Plant entries designed to simplify diagnosis, plus background on the classification of plant pathogens. This handbook gives a specific description of each disease, susceptible plants, specific symptoms of the disease, reported locations and control measures for each disease and their side effects. **\$39.50**

510-HORTUS THIRD from Cornell University
A 1,300-page concise dictionary of plants cultivated in the United States and Canada. A reference which every horticulture professional should have. **\$125.00**

575-MODE OF ACTION OF HERBICIDES by Floyd M. Ashton and Alden S. Crafts
Provides worldwide body of information on each class of herbicides. Cross-indexed tables of common and trade names of herbicides are included. New herbicides accepted since 1972 are listed in this revised second edition. Excellent practical reference for specialists in field of weed science. **\$58.95**

565-WEEDS by Walter C. Muenscher
Second edition. Premier text for identification and basic natural history for weeds found in the continental United States and Canada. Ecological data on weed biology combined with excellent keys and plant descriptions make this an essential reference book. **\$39.95**



405-WOODY ORNAMENTALS by Partyka, Joyner, Rimelspach, Carver
Illustrates plant identification characteristics. Organized in two basic sections: plant identification and plant disorders, this text utilizes 430 color photos, 430 line drawings and 45 black and white photos to simplify identification. Goes into detail on plant identification and description as well as plant problems such as diseases, chemicals, insects, animals and physiological disorders. **\$27.00**

790-RECREATION PLANNING AND DESIGN by Seymour M. Gold
A comprehensive look at recreation needs for parks and how they can design the park facility for the community. Book's content can help justify construction and maintenance needs. **\$39.50**

800-THE GOLF COURSE by Geoffrey S. Cornish and Ronald Whitten
The first book ever to give the art of golf course design its due, and golf course architects the credit and recognition they deserve. 320 pages and approximately 150 color and black and white photographs. Traces the history and evolution of the golf course, analyzes the great courses, shows how they were designed and constructed. **\$35.00**

ADDITIONAL TITLES

- 340 - CONSTRUCTION DESIGN FOR LANDSCAPE ARCHITECTS \$39.50**
- 660 - DISEASES OF SHADE TREES \$24.50**
- 350 - HANDBOOK OF LANDSCAPE ARCHITECTURAL CONSTRUCTION \$48.50**
- 635 - IRRIGATION PRINCIPLES & PRACTICES \$46.45**
- 370 - LANDSCAPE OPERATIONS: MANAGEMENT, METHODS & MATERIALS \$22.95**
- 545 - MODERN WEED CONTROL \$26.50**
- 700 - THE PRUNING MANUAL \$15.95**
- 380 - RESIDENTIAL LANDSCAPING I \$22.50**
- 720 - SHRUB IDENTIFICATION \$8.00**
- 750 - TREE IDENTIFICATION \$10.95**
- 760 - TREE MAINTENANCE \$37.50**

Mail this coupon to: Book Sales
Harcourt Brace Jovanovich Publications
One East First Street, Duluth, MN 55802

Name _____
Street Address _____
P.O. Box Number _____
City/State/Zip _____
Signature _____ Date _____
Phone Number _____
Purchase Order Number _____

Please send me the following books. I have enclosed payment* for the total amount.

Please charge to my Visa, MasterCard or American Express (circle one)
Account Number _____ Expiration Date _____

BOOK NUMBER AND TITLE	QUANTITY	PRICE	TOTAL PRICE

*Please add \$3.00 per order plus \$1.00 per additional copy for postage and handling.

Please allow 6-8 weeks for delivery.

Prices subject to change.

Quantity rates available on request.

(postage & handling)

Total Enclosed _____

WTT 85



Other methods

The **aero-fertil** technique injects dry fertilizer by blasts of air into drilled holes in the soil. This method is similar to drill hole application and provides additional aeration by fracturing heavy or compacted soils.

Fertilizer stakes or spikes are driven into the ground at intervals beneath the drip line of trees and shrubs. Although they contain satisfactory fertilizer materials, spikes are expensive and not as effective as other fertilization methods. One or two spikes per inch of trunk diameter provide only a small amount of fertilizer, little of which comes in contact with the root system since little lateral distribution occurs within the root zone of most soils.

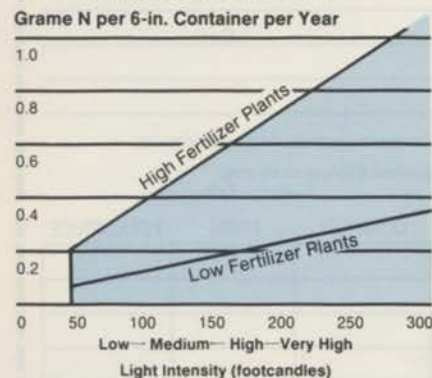
Foliage sprays and trunk injections and implants can supply a limited amount of nutrients to woody plants and are recommended for micronutrients whose availability is reduced by alkaline soils. These methods are most effective when a single micronutrient is deficient.

FERTILIZATION OF TREES AND SHRUBS IN CONTAINERS

The growing of trees and shrubs in landscape containers is common where plants are desirable but suitable planting sites limited.

They need careful attention because the reservoir of available growing media—minerals and water—is

Suggested Fertilizer Rates for Plants in Interior Landscapes



much smaller. Container soils, often wet and poorly aerated, are subject to excessive leaching and require a regular fertilization program.

In general, recommended fertilizer rates for landscape plants based on

square footage have been successful in maintaining container grown plants.

A complete fertilizer applied at an annual rate of 0.5 to one ounce of nitrogen per 10 square feet of container soil surface is commonly used. However, because of the wide selection in plant material, and variations in container design and growing media, fertilizer requirements are best determined through **soil and tissue analysis**.

Container fertilization includes dry, foliar, and liquid application.

As with landscape plants, foliar applications are usually limited to micronutrients.

Foliar fertilization should be considered where soil conditions may inhibit root absorption or where a quick response is desirable. Care should be taken to contain the spray since some micronutrient sources can stain.

Dry fertilizers may be applied either in controlled release or quick-release form. High analysis fertilizers may be difficult to evenly distribute because of the small amount required per container. Liquid applications of soluble or suspension fertilizers provide a uniform dosage and fast and easy distribution, but may require more frequent applications because they may leach from container soil.

FERTILIZING INTERIOR PLANTS

During production, the growth of foliage plants is accelerated by using considerable quantities of nutrients. These same plants grown indoors, however, usually receive less light, and neither require nor will tolerate the amount of fertilizer they received in production.

Precise fertilizer requirements are difficult to predict in interiorscape maintenance without measuring light at strategic locations.

Light varies from one side of a room to another, often within a few feet. Usually, the stronger the light under which foliage plants are growing, the greater the amount of nutrients needed. Recommended annual fertilizer rates can vary from as low as 0.3 grams of nitrogen per square foot for low light intensities to 3.0 grams for high intensities.

A complete fertilizer with a nitrogen/phosphorus/potassium ratio similar to those recommended for landscape plants is suitable for indoor plants. The highest levels of nutrients should be applied at optimum growth

periods, for most plants, spring and summer when natural light is strongest.

Micronutrients are seldom recommended but may be necessary when growing sensitive plants in media other than soil. The rubber plant (*Ficus elastica*) and the Areca palm (*Chrysalidacarpus lutescens*) are both sensitive to boron deficiency.

In addition, the Areca palm can also become zinc deficient. Beware of overapplications of micronutrients because of toxicity problems.

The proper amount of nutrients is also determined by plant species. Plants normally grown under low levels of fertility include many ferns and fleshy plants such as *Peperomia*. Plants requiring high nutrient levels include rapid growing species and large leaved plants such as *Ficus* and *Schefflera*.

A build up of salts, both from fertilizer and irrigation water, is possible unless the root area is periodically flushed with excess water which is allowed to drain away. This is true when plants are over-fertilized during periods of low light and/or little growth.

Since visual symptoms such as stem rot and leaf necrosis in new growth are similar to those of over-watering, the soil should be tested for soluble salts.

WT&T

Circle the number on the enclosed reader information card for more information on fertilizer products mentioned in this article.

- American Pelletizing Corp. (201)
- The Andersons (Tee-Time) (202)
- Canadian Industries Ltd. (SCU) (203)
- Ciba Geigy (Sequestrene) (204)
- W. A. Cleary (Fluf) (205)
- CP Chemical (Nitro-26) (206)
- Creative Sales Inc. (207)
- Doggett Corp. (208)
- Dow Chemical (N-Serve) (209)
- Eagle Picher (Eagle-Iron) (210)
- Estech Inc. (IBDU, Oxamide) (211)
- Georgia Pacific (GP4341) (212)
- Great Salt Lakes (NVN) (213)
- Hawkeye (Formolene) (214)
- Lebanon Chemical (Country Club) (215)
- Lesco Inc. (SCU) (216)
- Mallinckrodt (Esmigran) (217)
- J. J. Mauget Co. (218)
- Melamine Chemical Inc. (219)
- Miller Chemical (Ferrilex) (220)
- Milwaukee Sewerage (Milorganite) (221)
- Nor-Am Chemical Company (Nitroform) (222)
- Regal Chemical (Regalstar) (223)
- Rhone-Poulenc (Chipco Microgreen) (224)
- O. M. Scott (SCU) (225)
- Sierra Chemical Co. (Osmocote) (226)
- U. A. P. (227)
- USS Agri-Chemicals (228)