

# HOW TO IMPROVE YOUR TOUCH AROUND THE GREEN.

## PRESENTING THE GREENSMAS<sup>TM</sup> 3.


Of all the mowing jobs on a golf course, mowing the green may require the most delicate touch of all. To give each green a uniform cutting height, appearance and playing characteristic while maneuvering in a tightly defined area.

That's why our Greensmaster 3 has a three-wheel design that allows it to turn within its own length. So you can easily cut up to and around the edges of greens, collars and traps.

And to improve your touch around the green, we've added features to the Greensmaster 3 to make it even more maneuverable.

A new single forward/reverse traction pedal has been added to give the operator greater control in maneuvering this tight-turning three-wheeler.

In addition, the operator station features easy-to-reach controls mounted on a steering



arm that adjusts to the operator's height. And the high-backed cushion seat is also adjustable. So the operator enjoys both greater comfort

and greater command of the machine.

Along with superior maneuverability, the Greensmaster 3 gives a consistently smooth, even cut.

It is still the only greensmower designed with its cutting units isolated from both the traction unit and the grass baskets. Which means it will follow the contours of the green for a superb cut without scalping or mismatching. And deliver a uniform height of cut from 3/32" to 11/16".

Finally, the Greensmaster 3 is still built with the rugged Toro durability that keeps you cutting years longer.

So call your Toro distributor about the Greensmaster 3. The agile mower that gives a quality of cut second to none.



**TORO**

**THE PROFESSIONALS THAT KEEP YOU CUTTING.**

"Toro" and "Greensmaster 3" are registered trademarks of the Toro Company, 8111 Lyndale Ave. So., Minneapolis, Minnesota 55420.

Circle No. 141 on Reader Inquiry Card

JUNE 1984/WEEDS TREES & TURF 21

# TURF DISEASE GUIDE

Two leading plant pathologists, J.M. Vargas Jr. of Michigan State University and Don Blasingame of Mississippi State University, cut through confusing terminology and present the latest turf disease control methods. Diseases of cool-season turfgrasses, warm-season turfgrasses, and overseeded ryegrasses are discussed. This is a section you'll want to save. An added help is the Turf Fungicide Directory on page 44.

## Northern Turf Diseases

by J. M. Vargas, Jr., turfgrass pathologist, Michigan State University

Concepts about turfgrass diseases and their management have gone through many changes in the past few years, including the scientific names of the organisms that cause them.

These diseases, the organisms that cause them, and their cultural, biological and chemical management tools are given in Table 1. The following will be a discussion of the latest developments on cool-season turfgrass diseases.

### Dollar spot

Dollar spot is primarily a disease of golf course grasses such as creeping bentgrass and annual bluegrass. It is now believed to be caused by two organisms, a *Lanzia* spp. and a *Moellerodiscus* spp.

Now that two fungi have been identified as the cause of dollar spot, it helps explain some of the confusion that has existed about the occurrence of this disease. It has been considered both a cool weather disease and a warm weather disease. It appears that

dollar spot is both, and that there are two different fungi which caused a disease with similar symptoms. This means that you can have dollar spot at any temperature between 60-85° F.

What is needed is an easy, reliable method to distinguish the difference between these two fungi in the field. Fortunately, dollar spot caused by both fungi appears to be reduced by adequate nitrogen levels and adequate soil moisture levels. For the most part, they are also managed by the same fungicides, although one has to wonder if some of the resistance to some fungicides might not be due to the differential sensitivity of the two fungi species that causes this disease.

### Brown patch

Brown patch is also primarily a disease of golf courses, although with the new improved perennial ryegrasses being incorporated into home lawn mixtures, it is also becoming a problem on home lawns.



The disease occurs under hot, humid conditions. It can be culturally managed by reducing the amount of nitrogen applied just prior to the advent of warm weather, increasing air circulation by removing trees or shrubs, and/or by pruning them.

### Pythium blight

Pythium blight is also a disease of golf courses, and like brown patch, it is becoming more of a home lawn problem with the incorporation of the improved perennial ryegrass.


There still seems to be some controversy over how many species of pythium are involved in this disease, but regardless of how many or how few there are, they do tend to cause rapid loss of turf in hot, humid weather.

Unlike many diseases where only the foliage is damaged and recovery occurs soon after, Pythium blight usually kills the plant. This means recovery in the infected areas will be slow because it will have to come from

Table 1. TURF DISEASES AND CONTROLS



**Pythium blight** rapidly strikes ryegrasses and other turfs where drainage is poor in hot and humid weather. Recovery is slow since pythium usually kills the entire plant.



**Dollar spot** damages bentgrass, annual and perennial bluegrass, bermudagrass and zoysiagrass. In the South it is common in the spring and fall. In the north it is active anytime temperatures are between 60 and 85°.

rhizomes or stolons filling in from outside the spots or by germination of annual bluegrass or broad-leaf weeds when the cool weather of the fall returns.

Cultural management of Pythium blight consists of reduced nitrogen levels just prior to the advent of warm weather and improving drainage.

Concerning drainage, in marginal areas of the cool-season grass regions, Pythium blight is only a problem in areas of poor soil drainage, where water stands for prolonged periods. In regions where severe Pythium blight damage occurs, it is always most severe in poor drained soil areas. It goes without saying, that good Pythium blight management begins with improving soil drainage.

As far as chemical management is concerned, there are two systemic fungicides to manage Pythium blight, which are metalaxyl (Subdue, Ridomil, Apron) and propamocarb hydrochloride (Banol). These two fungicides will manage the disease for up to three

weeks. They appear to be slower acting than chloroneb (Teremec SP) or ethazol (Koban, Terrazole). Little spread of the disease occurs after these systemic fungicides are applied, although the mycelium of the fungus may remain evident on the previously infected tissue for a couple of days. No actual resistance to these two fungicides has been reported, but the possibility exists. It would be wise therefore, to follow each systemic fungicide application with contact (chloroneb or eth-

azol) in case resistance does occur following a systemic fungicide application, the contact fungicide will prevent the resistant strain from devastating the turf.

**Anthracnose**

Anthracnose caused by *Colletotrichum graminicola* is primarily a disease of annual bluegrass, although it will attack the fine leaf fescues, perennial ryegrasses and seaside creeping bentgrass.

Annual bluegrass dies from an-

# TURF

**Table 1: TURF DISEASES AND CONTROLS\***

Disease	Causal Agent	Hosts	Cultural Control	Chemical Control
<b>Anthracnose</b>	<i>Collectotrichum graminicola</i>	Annual bluegrass Fine-leaf fescue Kentucky bluegrass Perennial ryegrass	Adequate nitrogen. Cool grass by syringing	Maneb plus zinc sulfate, chlorothalonil, benomyl, thiophanate-methyl, thiophanate, thiophanate-methyl + mancozeb, triadimefon
<b>Brown patch</b>	<i>Rhizoctonia solani</i>	All major turfgrass species	Reduce nitrogen. Remove "dew." Increase air movement.	Mancozeb, maneb + zinc sulfate, chlorothalonil, anilazine, cycloheximide + thiram, benomyl, thiophanate-methyl, thiophanate, thiram, thiophanate-methyl + maneb, cadmium compounds, thiophanate + thiram, PCNB, iprodione, vinclozolin
<b>Dollar spot</b>	<i>Lanzia spp.</i> <i>Moellerodiscus spp.</i>	Annual bluegrass Bahagrass Bermudagrass Centipedegrass Colonial bentgrass Creeping bentgrass Fine-leaf fescues Kentucky bluegrass Perennial ryegrass St. Augustinegrass Zoysiagrass	Increase nitrogen. Remove "dew".	Benomyl, thiophanate, thiophanate-methyl, chlorothalonil, anilazine, cycloheximide + PCNB, cadmium compounds, thiophanate + thiram, thiram, thiabendazole, benomyl, iprodione, thiophanate-methyl + maneb, vinclozolin, triadimefon
<b>Fusarium blight syndrome</b>		Kentucky bluegrass Centipedegrass	Light, daily watering during the summer.	thiophanate-methyl, thiophanate, triadimefon
<b>Helminthosporium Diseases</b> Brown blight Leaf blotch Leaf spot	<i>(Dreschlera)</i> <i>D. siccans</i> <i>D. cynodontis</i> <i>D. sorokinianum</i>	Ryegrass Bermudagrass Bentgrass, Fine-leaf fescue, Kentucky bluegrass	Remove clippings. Raise cutting height. Plant resistant cultivars. Moderate spring nitrogen. Daily irrigation	Mancozeb, chlorothalonil, cycloheximide, anilazine, maneb + zinc sulfate, cycloheximide + thiram, cycloheximide + PCNB, iprodione, vinclozolin
Melting-out Net-blotch Red leaf spot Stem and Crown Necrosis Zonate eye spot	<i>D. poae</i> <i>D. dictyoides</i> <i>D. erythrospilum</i>  <i>D. spiciferum</i>  <i>D. giganteum</i>	Kentucky bluegrass Fescue Creeping bentgrass  Bermudagrass  Bermudagrass		
<b>Gaeumannomyces patch</b> (Take all patch)	<i>Gaeumannomyces graminis</i>	Annual bluegrass Colonial bentgrass Creeping bentgrass Kentucky bluegrass Tall fescue Velvet bentgrass	Reduce soil pH. Avoid liming. Use acidic fertilizers. Sulfur.	None.
<b>Pythium blight</b> (cottony blight)	<i>Pythium spp.</i>		Improve soil drainage. Increase air circulation.	Chloroneb, ethazole, metalaxyl, propamocarb, hydrochloride
<b>Red thread</b>	<i>Laetisaria fusiformis</i>	Creeping bentgrass Colonial bentgrass Bermudagrass Annual bluegrass Perennial ryegrass Fine leaf fescues	Increase nitrogen	anilazine, iprodione, triadimefon, vinclozolin, chlorothalonil
<b>The Snow Molds</b> <i>Typhula</i> blight <i>Gerlachia</i> patch	<i>Typhula spp.</i> <i>Gerlachia nivalis</i>	Annual bluegrass Colonial bentgrass Creeping bentgrass Fine-leaf fescues Kentucky bluegrass Perennial ryegrass Tall fescue Velvet bentgrass	Avoid early fall nitrogen fertility that leads to lush growth.	Mercury compounds, PCNB products, chlorothalonil, chloroneb. These products may have to be used in combination for effective snow mold management. Benomyl, Iprodione or Mancozeb will control <i>Gerlachia</i> patch where it occurs alone.
<b>Yellow patch</b>	<i>Rhizoctonia cerealis</i>	Kentucky bluegrass Creeping bentgrass	Nitrogen to promote recovery.	Iprodione

\*The order in which fungicides are presented does not imply the order of their effectiveness.

thracnose during heat stress periods of the summer. This is not due to heat alone, as was once believed. If proper cultural management is followed, and effective fungicides are used, annual bluegrass will survive the summer heat stress period like any other perennial.

Good cultural practices consist of deep vertical mowing early in the spring, as soon as growth is initiated for the season. This will allow for the production of new juvenile growth which should be more resistant to heat stress. This should be followed by coring a week or two later for good root growth. A second coring should be made following heavy seedhead production in the late spring to provide an optimum medium for maximum root growth (the coring holes) in the few remaining weeks prior to the heat stress period. More than 70% of the annual bluegrass roots disappear during heavy seedhead production. If only one coring a year can be done, this is the time to do it. A third coring should be made when the cool nights return in late summer and early fall.

Light nitrogen application should be made (i.e. 1/2 lbs. actual nitrogen per 1000 sq ft.) in June, July and August. This produces healthier annual bluegrass and reduces the amount of inoculum produced by *C. graminicola* for subsequent infection during the remainder of the anthracnose season. Finally, one of the effective fungicides should be used to insure healthy turf.

A computer model has been developed, which predicts the occurrence of anthracnose based on average daily temperatures and continuous hours of leaf wetness. Fungicides for the management of anthracnose can now be applied when the disease occurs instead of on a calendar basis.

### Snow molds

There are two prevalent snow molds in the United States: *Typhula blight* (gray snow mold)

and *Gerlachia patch* (pink snow mold).

**Gerlachia patch** *Gerlachia patch* is caused by *Gerlachia nivalis*, formerly known as *Fusarium patch* caused by *Fusarium nivale*. Yes, another name change and this time, they not only changed the scientific name of the organism causing the disease, but the common name of the disease as well!

The disease becomes a problem in the fall when the temperature drops into the low 60's and continues through the spring, until daytime temperature climbs back into the seventies. It is usually first noticed in the shaded areas of the green, tees and fairways.

*Gerlachia patch* does not need snow cover to become active, only the cool wet weather. Annual bluegrass is especially susceptible to *Gerlachia patch*.

In the spring the disease is often misdiagnosed as copper spot, because of the small copper-colored spot that it causes. However, copper spot is a disease that occurs in warmer weather. Keeping nitrogen at low levels during the time when *Gerlachia patch* may be active is important in helping manage the disease

### Typhula blight

*Typhula blight* is caused by two species, *Typhula incarnata* and *T. ishihariensis*. *T. incarnata* is the primary species in eastern, southern, and regions of the midwest and western U.S. *T. ishihariensis* is most prevalent in the more northern snow mold regions, especially where prolonged periods of permanent snow (two or more months) exist in the mid-western and western U.S.

The two *typhula* species are easily distinguished from each other when observed soon after the snow melts. *T. incarnata* produces grayish spots in the turf, with fairly large uncommon brown sclerotia (a mass of filaments) evident. Whereas, *T. ishihariensis* spots have a reddish cast and contain small, dark black

sclerotia. *Typhula blight* only occurs under snow cover. It does not occur in the cool wet weather of fall and spring, except under leaf piles.

Knowing which species you have is important in chemically managing the disease. Many fungicides, including the mercuries, chloroneb (Teremec SP), PCNB (Terraclor), triadimefon (Bayleton), and chlorothalonil (Daconil) will manage *Typhula blight* caused by *T. incarnata*. They do not all manage *Typhula blight* caused by *T. ishihariensis*.

The picture also is more confusing state by state. For example, in Michigan, the mercuries, PCNB, and chlorothalonil will manage both species, but triadimefon and chloroneb will not manage *Typhula blight* caused by *T. ishihariensis*. In northern Wisconsin and Minnesota, combinations of the mercuries and PCNB are required to manage both species. You should check with your local turfgrass experts to find out the fungicides that are effective in your area.

### Gaeumannomyces patch

*Gaeumannomyces* (take all) patch caused by *Gaeumannomyces graminis* var. *avanea* was formerly known as *Ophiobolus patch* caused by *O. graminis*. This disease was originally thought to be confined to the Pacific northwest. It has now been reported in the coastal areas of New England, New York, and the mid-Atlantic states, primarily on creeping bentgrass turfs. A *Gaeumannomyces* like organism has also been reported on annual bluegrass in the mid-eastern and mid-western U.S.

In 1983, the disease caused widespread destruction on many annual bluegrass fairways in mid-August and early September. So, *Gaeumannomyces patch* or closely related diseases are now occurring through most of the cool-season grass regions of the United States.

# TURF

Lowering the pH through the use of sulfur still appears to be the best way to manage this disease. A word of caution is necessary, the granular sulfur products have been observed to cause injury to the turf the season following application. This injury initially resembles dollar spot. The sprayable sulfurs are just as effective and do not have the bad side effects.

## Fusarium blight

There are two current schools of thought on the cause of Fusarium blight. The research at Penn State University (Cole) suggests that a basidiomycete (a type of higher fungi) is involved in causing the "frog-eye" symptom associated with Fusarium blight and that, if the Fusarium fungi are involved at all, they are involved as saprophytes colonizing the dead and dying tissue.

The other school of thought, represented by Cornell University (Smiley) suggests the cause of the "frog-eye" is due to two fungi, *Leptosphaeria korrae* and/or *Phialophora graminicola*. It could be we are actually dealing with three different fungi causing three different diseases, all of which have the same symptom. Time will tell which of these schools of thought are correct or if they both are.

Fusarium blight is a warm weather disease that occurs from late June through early September depending on your location. The disease usually occurs after a week or two of dry weather following a heavy rain.


The characteristic initial symptom is wilted turf in the infected spot. This separates it from six other diseases that have similar "frog-eye" symptoms, like brown patch and yellow patch.

Since there may be as many as


three fungi involved in the Fusarium blight syndrome, it is difficult to make specific recommendations to encompass all of them. The following are the best management recommendations available, although slight variations may exist in different areas of the country.

**Cultural management** Coring should be done to improve root development, reduce thatch, and eliminate layering caused by two different soil types. Homelawn turf is often grown on poor soil. Many times sod is laid on compacted subsoil because the topsoil was removed during construction.

Nutrient and water uptake are active processes which require adequate oxygen. Coring holes provide an excellent area for root growth with good aeration for proper uptake of nutrients and water.



## OTTERBINE DAY OR NIGHT...SUMMER OR WINTER



OTTERBINE® Aerators can help you keep unsightly algal growth and objectional odors under control naturally. The fact that OTTERBINES also create beauty—is just one of the many benefits of using our Spray Sculpture™ Floating Fountains.

**WE CREATE BEAUTY  
WHILE SOLVING PROBLEMS**

**BAREBO, INC.** P.O. BOX 217 • EMMAUS, PA 18049  
(215) 965-6018 USA



Circle No. 101 on Reader Inquiry Card



Ad  
Council

Photo: Peter B. Kaplan

# If you still believe in me, save me.

For nearly a hundred years, the Statue of Liberty has been America's most powerful symbol of freedom and hope. Today the corrosive action of almost a century of weather and salt air has eaten away at the iron framework; etched holes in the copper exterior.

On Ellis Island, where the ancestors of nearly half of all Americans first stepped onto American soil, the Immigration Center is now a hollow ruin.

Inspiring plans have been developed to restore the Statue and to create on Ellis Island a permanent museum celebrating the ethnic diversity of this country of immigrants. But unless restoration is begun now, these two landmarks in our nation's heritage could be closed at the very time America is celebrating their hundredth anniversaries. The 230 million dollars needed to carry out the work is needed now.

All of the money must come from private donations; the federal government is not raising the funds. This is consistent with the Statue's origins. The French people paid for its creation themselves. And America's businesses spearheaded the public contributions that were needed for its construction and for the pedestal.

The torch of liberty is everyone's to cherish. Could we hold up our heads as Americans if we allowed the time to come when she can no longer hold up hers?

#### Opportunities for Your Company.



You are invited to learn more about the advantages of corporate sponsorship during the nationwide promotions surrounding the restoration project. Write on your letterhead to: The Statue of Liberty-Ellis Island Foundation, Inc., 101 Park Ave, N.Y., N.Y. 10178.



Save these monuments. Send your personal tax deductible donation to: P.O. Box 1986, New York, N.Y. 10018. **The Statue of Liberty-Ellis Island Foundation, Inc.**

# TURF

Thatch reduction is best accomplished during the coring operation by breaking up the cores with a vertical mower or power rake, and incorporating the soil back into the thatch layer. Power raking does little for thatch reduction. It removes leaf tissue which

is readily broken down but does nothing to remove the rhizomes and roots which are primarily responsible for thatch formation.

Layering results from one soil of a different type being placed on top of the other, as when a muck sod is placed on mineral subsoil.

In the cool weather of spring and fall it may not be a problem, but under stress conditions of the summer it can become a serious problem. The entire turfgrass root system is restricted to the upper layer during the summer heat stress period. This often means the root systems are no more than an inch in depth.

Obviously, drought stress diseases like "Fusarium blight syndrome" are going to be more severe under such conditions.

Integrating two soil layers over a period of years through a coring program should make for a deeper rooted, healthier turf.

**Fertility** Nitrogen fertility in the summer months of June, July and August, will reduce the severity of the "Fusarium blight syndrome". Approximately 1/2 lb. of actual nitrogen/1,000 sq ft./month should be adequate.

**Irrigation** Supplemental irrigation can culturally reduce "Fusarium blight syndrome" if applied on a daily basis. If applied at mid-day it will cool the plants, similar to syringing performed on golf courses during the heat stress period. It also provides water for the short and limited root systems of the infected plants.

If the mat or thatch is kept moist, antagonistic microorganisms may develop, which will prevent the pathogenic fungi from attacking the plants. A daily irrigation program during the summer on infected turf may also cause the build-up of antagonistic microorganisms that destroy the "Fusarium blight syndrome" fungi.

**Chemical management** Thiophanate(Cleary's 3336), thiophanate-methyl(Fungo 50) and benomyl(Tersan 1991), are good fungicides for the management of the "Fusarium blight syndrome". They all have the same basic chemistry.

The turf area to be treated should be irrigated the night before and the fungicides drenched in before they dry on the foliage. They can be used either cura-

## Trailer aerator/dump box package by Dedoes: easy, quick and effective.



You can be sure they'll work for you. Can be pulled by most tractors including International, Toro, Ford, Massey Ferguson, Yanmar, Kubota, John Deere, E-Z-Go, and Cushman, because Dedoes trailer aerator and dump box attach to your hitch.



Optional Dump Box

Newly designed remote control hydraulics for easy hookup and stable saddlebag weight boxes for proper penetration, are two hard-working features that make your job easier. Not only is it easy to operate, you'll get years of time-saving aeration with low maintenance.

The new trailer aerator is available in a variety of tine styles for tees, greens, fairways, lawns, right-of-ways, or institutional grounds.

So if you're responsible for strong, healthy, attractive grass and concerned with saving time and money, it's worth your time to investigate Dedoes quality aerators. Call today for a demonstration.

Let us help you select the best Dedoes Aerator for your application. Call us direct at 800-521-7086

**DEDOES** INDUSTRIES  
INCORPORATED

1060 W. West Maple Rd., P.O. Box 575 OUT OF STATE  
Walled Lake, MI 48088 313-624-7710 800-521-7086

Circle No. 107 on Reader Inquiry Card



# SPREAD IT

# OR

# SPRAY IT

## ... but do it right with LESCO



DEFLECTOR



HOPPER COVER



The LESCO Spreader features corrosion-resistant "Delrin" 100 ST gears; sturdy stainless steel axle, impeller shaft and on/off assembly; adjustable metering slide; pneumatic tires and a bumper handle to protect the impeller. Also available in an electric truckster-mount model.

**Optional Accessories:**

Jet-Action Deflector—allows straight spreading edge along sidewalks, driveways and ornamental plantings.

Hopper Cover—protects product and allows spreader to be transported without being emptied.



The LESCO Sprayer fits a standard or small-size pickup truck or in a van with either a side or rear door. Available in both gasoline and electric models, the sprayer features an in-line strainer to remove debris and prolong pump life; an electric-return hose reel to eliminate hand-cranking and a low-volume spray wand that is ideal for applying broadleaf herbicides. The gasoline model features a five-horsepower, four-cycle engine. The electric model has a 12 VDC motor-driven pump and a rechargeable battery pack. Optional accessories available for the gasoline model—ask your LESCO sales representative for details.

... And remember it's LESCOSAN\* liquid or granular for most efficient crabgrass control.

\*Lescosan is Betasan, a registered TM of Stauffer Chemical Company.

Put the LESCO Spreader and Sprayer to work for you.

Call Barb to order:

**(800) 321-5325**

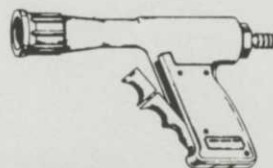
Nationwide

**(800) 362-7413**

In Ohio

# LESCO

Lesco, Inc.  
20005 Lake Road  
Rocky River, Ohio 44116  
(216) 333-9250



We sell the patented ChemLawn Gun.

Circle No. 120 on Reader Inquiry Card



