

when your season rolls around...



be ready to roll with a NU nes sod harvester

PATENT APPLIED FOR



NU nes Slab Sod Harvester . . .

lifts, cuts, and conveys slabbed sod to loading platform. Handlers can load directly on to pallet as tractor moves.


- With a NU nes Sod Harvester and three men you can lift, cut, roll and palletize up to 1200 square yards of sod per hour.
- The harvester, developed at Cal-Turf Farms in California, is designed to handle any length of rolled or slabbed sod.
- Field grading of sod is done by the tractor operator, who has clear visibility at all times.
- Hydraulic controls permit quick and easy adjustment for all conditions.
- The sod harvester travels alongside, never on the turf, during harvesting and can pick up and roll sod at any time your tractor can operate in your field.
- Sod can be cut with any type of sod cutter. The long ribbons can then be lifted and cut to any desired length from 24" to 90", size depending on thickness of sod.
- Loaded pallets can be spotted for later field removal and be clear of the next harvest run. If direct truck loading is desired, a conveyor extension is available.
- The basic power train is a Ford LLG-2110 wheel tractor. The sod harvester can travel at speeds up to 17 MPH for quick transportation between plots.
- The efficiency of this all-mechanical operation has been proven on Cal-Turf Farms in Patterson, California, and it can solve the problem of quick and economical harvesting of sod for all turf farmers.

For more information please contact:

THE JOHN NUNES MECHANICAL HARVESTING CO.

2006 Loquot Avenue, Patterson, California 95363, Phone (209) 892-6311





Railroad sidings (1) and security fences (2) are among the many locations where you can control unsightly vegetation with Du Pont "Hyvar" X and "Hyvar" X-WS. Take advantage of this great profit opportunity by basing your weed control service on these Du Pont herbicides. Other locations in and around a typical plant where they can stop potential trouble are warehouses (3) tank areas (4) pipelines (5) ditches and roadsides (6) parking lots (7) storage areas (8) signs (9) around buildings (10) loading docks (11).

These 11 spots are potential trouble... they can mean more profit for you with **Hyvar® X bromacil weed killers** (or products containing bromacil)

You can make custom weed control jobs easy, effective, and more profitable with Du Pont "Hyvar" X, "Hyvar" X-WS, or products containing bromacil. These time-proven, dependable herbicides can help you offer weed control service that stops equipment losses, protects inventories, reduces fire hazards, increases operating efficiency, and keeps up "the good housekeeping look."

Expand your business, offer your customers an effective, low-cost, weed-free season based on dependable products. For more information on these economical weed killers, clip and mail the coupon today.

With any chemical, follow labeling instructions and warnings carefully.



**Better things for better living
...through chemistry**

Du Pont — Industrial and Biochemicals Dept.
Room N-2533-16, Wilmington, Delaware 19898

Please send me more information on Du Pont "Hyvar" X and "Hyvar" X-WS bromacil weed killers.

Name _____

Title _____

Firm _____

Address _____

City _____

State _____ Zip Code _____

VISKO-RHAP* HERBICIDES

Where drift control is vital and accuracy is essential, Visko-Rhap herbicides are well suited to assure the most effective and economical control of weeds and brush. Visko-Rhap herbicides are compatible with other herbicides, and are the very basis of prescription weed control. They are easy to apply, and with the Hercules two-fluid system allow you to meter, mix, and spray Visko-Rhap herbicides in one operation as drift-resistant mayonnaise-like droplets.

Aerial, ground, or aquatic application equipment is available through several

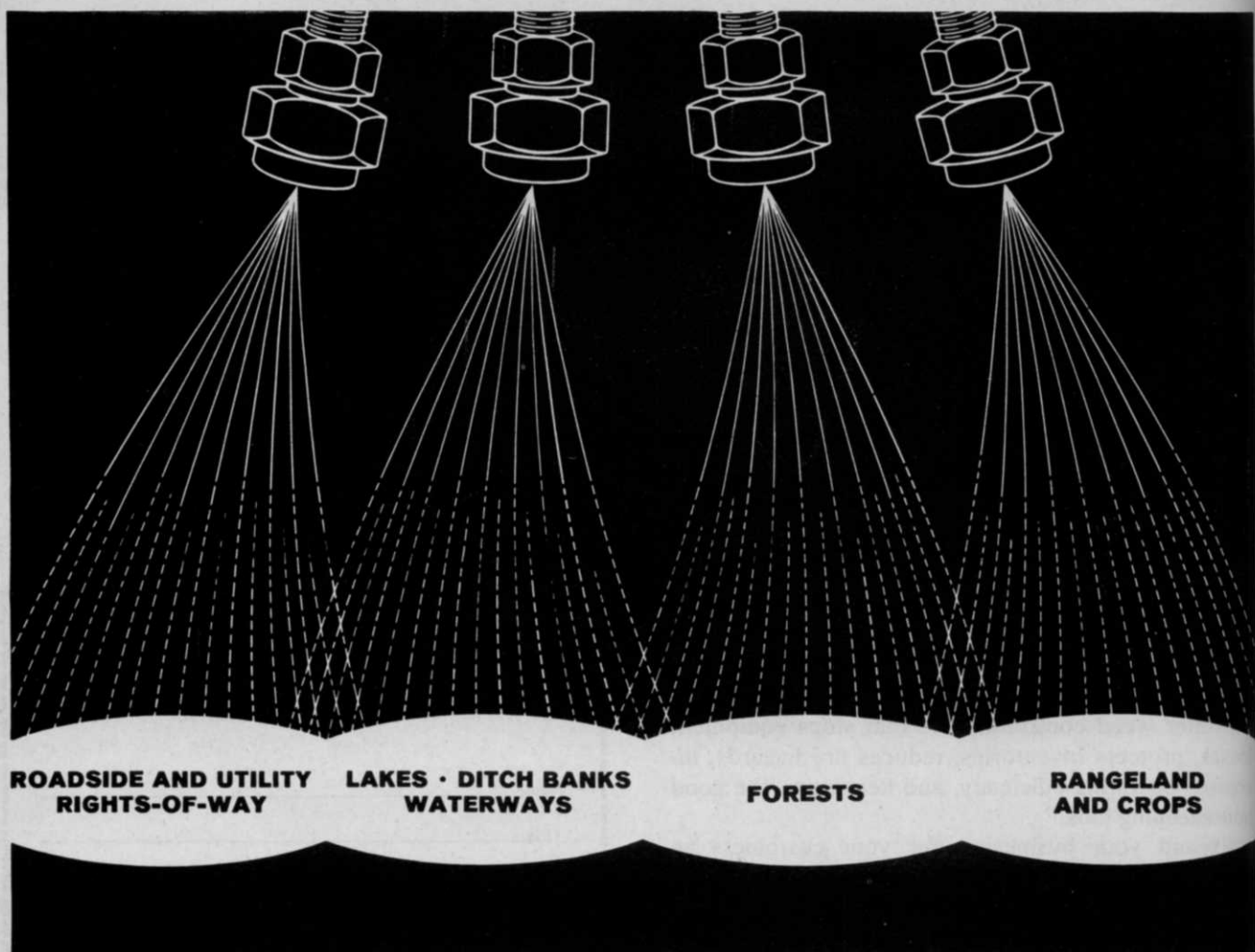
manufacturers with national distribution. The advantages of drift control, accuracy of herbicide placement, evaporation and wash-off resistance, elimination of product waste, and reduction of labor costs are available *only* by invert spraying with Visko-Rhap herbicides. Information on Visko-Rhap herbicides is available from any of the offices listed at bottom of page.

Contact your nearest representative, or write us in Wilmington. Agricultural Chemicals, Synthetics Department, Hercules Incorporated, Wilmington, Delaware 19899.

*HERCULES TRADEMARK

SP68-1

KEEP YOU RIGHT ON TARGET



BOSTON, MASSACHUSETTS • CHICAGO (OAK BROOK), ILLINOIS • DALLAS, TEXAS • GREENVILLE, MISSISSIPPI • KANSAS CITY (OVERLAND PARK), KANSAS • LOUISIANA, MISSOURI • MINNEAPOLIS, MINNESOTA • MONTGOMERY, ALABAMA • ORLANDO, FLORIDA • PHOENIX, ARIZONA • PORTLAND, OREGON • RALEIGH, NORTH CAROLINA • SAN FRANCISCO, CALIF.

The Cover

Airboats have proved their worth for aquatic weed control. In the Everglades they are the only practical

means of transportation.

Spraying water hyacinths with diquat in a continuing test program is this unit of ARS, USDA, Fort Lauderdale, Fla. Operation is at the Loxahatchee National Wildlife Refuge, Delray Beach, Fla.

Three scientists plus 10 research technicians, aids, and secretaries keep this section of ARS operating. Biologist is Robert D. Blackburn. Dr. Lyle W. Weldon serves as weed scientist and Dr. Karry Steward is physiologist. Research hinges around chemical
(Continued on page 37)

WTT Mailbox

Dr. Chappell Speaks

I would like to take issue to a statement appearing in your WT&T Vol. 7 (4) on page 30 made in an article on spray drift. You stated that "They (esters) are likely to drift further than the amine form . . ." The basic ester or amine salt will drift equally far depending on the formulation, carrier, diluent and equipment used. The oil soluble amine formulations, in my opinion, and based on experimental applications, will drift as far or further than most ester formulations. Water soluble amine formulations usually result in larger droplets than emulsifiable esters and will drift less under a given set of conditions. I believe that you should limit the above quote to water soluble amines.

I enjoy your WT&T magazine, it contains a lot of good information.

W. E. Chappell

Professor of Plant Physiology
Virginia Polytechnic Institute
Blacksburg, Virginia

WEEDS TREES and TURF

June 1968

Volume 7, No. 6

FORMERLY WEEDS AND TURF

Features:

Efficiency Equation For Tree Crews By Theodore J. Haskell	7
Golf Course Designed For Senior Citizens	10
Inland Water Management Creates Demand For Aquatic Consultants	14
Seedling Response to Phosphorus By Dr. George McVey	18
Sales Savvy Is Business Management Key For Sod Producers Across the Country	30

Departments:

Editorial: Census Is Valuable Tool	6
Meeting Dates	19
Know Your Species	33
Classifieds	37
Advertisers Index	37
Insect Report	37
Trimmings	38

President and Publisher
James Milholland, Jr.

Editor and Editorial
Director
Arthur V. Edwards

Managing Editor
Donald D. Miller

Editorial Assistant
Kathy S. Thomas

Vice President
Advertising
Dan M. Humphrey

Director of Circulation
Roy Bever

Production Manager
Eugene M. Kopp

Advertising Sales Offices:

National Headquarters — 9800 Detroit Ave., Cleveland, Ohio 44102, 216+631-6468; **Chicago, Ill.** 60601—333 N. Michigan Ave., 312+236-9425; **Shawnee Mission (Kansas City), Kansas** 66202—6811 W. 63rd St., 913+722-5900; **New York City** 10017—757 Third Ave., 212+421-1350; **Rosemont, Pa.** 19010—1062 Lancaster Ave., 215+525-1874; **Columbus, Ohio** 43212—1350 W. Fifth Ave., 614+486-9638; **Lansing, Mich.** 48906—4415 N. Grand River, 517+372-5254; **Los Angeles, Calif.** 90005—The Eschen Co., 3142 Wilshire Blvd., 213+382-8391; **San Francisco, Calif.** 94104—The Eschen Co., 57 Post St., 415+781-7440.

BPA Application Applied For

WEEDS TREES AND TURF is published monthly by The Harvest Publishing Company. Executive, editorial: 9800 Detroit Ave., Cleveland, Ohio 44102.

Single Copy Price: 50 cents for current issue; all back issues 75 cents each. Foreign \$1.00.

Subscription Rates: U.S. and possessions, 1 year \$7.00; 2 years \$12.00. All other foreign subscriptions 1 year \$10.00. Change of Address: Three weeks advance notice is necessary for change of address. Both old and new address must be given. Post Office will not forward copies. Controlled circulation postage paid at Fostoria, Ohio 44830

© The Harvest Publishing Company, 1968

Census Is Valuable Tool

The population census for 1970 will shortly be on the agenda for each of us. We believe it is a valuable tool despite the view of some who feel that it violates the Constitutional right to privacy.

Perhaps it does. Especially should it come to pass that information on individuals would be fed into a Federal Data Bank.

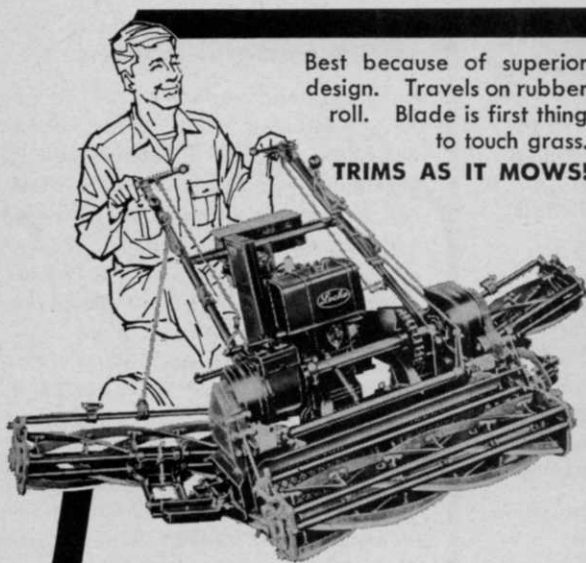
But the detailed information asked of a cross section of us produces extremely valuable information for industry. Because businessmen use this information to determine the size of the total market in countless fields, we are a bit surprised to note that the National Federation of Independent Business, Inc., reports that 83 percent of the independent businessmen in a survey made by the NFIB opposed the questionnaire. We rather think they opposed the fact that citizens are required to answer or face the penalty of law, which incidentally can be a maximum of \$100 fine and 60 days in jail. Frankly, we've never heard of anyone being fined or going to jail for refusing to

answer, but in this day and age, we suppose such is possible if "Uncle" so deems it.

Nevertheless, we believe the Census is worth the time and effort involved. We have individual rights, but we also have some obligations to a nation which has treated most of us far better than most of our fellow nationals around the world could hope for.

The Census produces a wealth of information. Information on crops when considered in terms of food supply and population growth gives valuable help to numerous types of agribusinesses. Size of the work force in various occupations is another valuable bit of information.

The Census may not directly aid your business, but it certainly helps the suppliers who serve you. It may prevent overproduction in one sense and help maintain a higher price, but at the same time, knowledge of the market does assure you that your machinery and supplies for doing business will be produced and waiting. We just happen to believe that competition between companies within a given industry will keep the price in line.



Best because of superior design. Travels on rubber roll. Blade is first thing to touch grass.
TRIMS AS IT MOWS!

Where grass cutting's serious business:

There's nothing like a LOCKE REEL!

25" and 30" Single Units • 70" and 75" Triplexes • Electric Starters

WRITE FOR FREE BOOKLET
COMPLETE LINE OF REEL & ROTARIES

Locke

Manufacturing Companies, Inc.
5637-L MacCorkle Ave., S.W., South Charleston, W. Va.



**Inhibited
SODIUM
TCA 95%**

PELLETS

MANUFACTURED IN HOLLAND

EXCLUSIVELY DISTRIBUTED BY:

ROBECO
Chemicals, Inc.

51 MADISON AVE., NEW YORK, N.Y. 10010

212-683-7500

Lansing tree removal with task force composed of truck with 53' Strato-tower and brush truck with special steel body built in departmental shop. High steel sides allow loading of both brush and wood. Since many removals are diseased elms, this simplifies loading and the mixture produces better burning. Crews consists of 4 men and special equipment includes 2 chain saws, a small saw for the man in the bucket and a larger one for bucking up logs and cutting the tree to the stump.



Labor + Equipment = Work

Efficiency Equation for Tree Crews

By Theodore J. Haskell

Assistant Director, Lansing Parks and Recreation Department, Lansing, Michigan

SHADE TREE OPERATIONS have changed. In my 18 years experience, these have come

about by forces both inside and outside the organization. Two such forces are "annexations"

and "Dutch elm disease."

Such forces have called for changes as we profited by experience, research, and an exchange of information. Each time there is change, we reevaluate and reorganize.

In our Lansing shade tree operations on streets, parks, and golf courses, work involves service, pruning, line clearing, planting, removal, disease and insect control, plus other special projects.

Our crews are made up to handle these operations, and they are given the equipment to do the job. Naturally, factors affecting crew makeup will vary from city to city. But in general, such factors include policies, standard practices, recommended practices, expedients, emergency procedures, custom, and traditions. Sometimes the steps become so meshed over a period that it is difficult to separate them. A systematic approach can be used to make changes necessary to solve problems.

I think one method of problem solving is to consider how all factors relate to Labor, Equip-

Haskell's Conclusions:

Street tree operations are growing. Work loads and production factors are changing. Today there is a need to keep in balance the equation of labor plus equipment converted into work.

For example:

1. *Review the entire operation when one or more of the following factors change:*
 - (a) *labor*
 - (b) *equipment*
 - (c) *job requirements*
2. *Get the most possible from equipment by:*
 - (a) *regular maintenance*
 - (b) *keeping up to date on new developments*
3. *Manage manpower by:*
 - (a) *selection*
 - (b) *orientation and training*
 - (c) *promotion as skills and ability increase*

Hand labor as we knew it 10 years ago no longer exists. It has been priced out of use by national trends in mechanization. Future of the industry lies in skilled men and improved machines. These must be combined and recombined into efficient units to meet changing needs.

ment, and Work. These 3 items can be put together in equation form such as: $L + E = W$. In such an equation you can add, subtract, multiply, or divide, and you will maintain the equality as long as you treat both sides of the equation the same. If labor (inputs) plus equipment (inputs) equal work (outputs) you will have efficiency regardless of size of the operation. A balanced equation means an efficient operation, whether you deal with 10 men or 100.

Once a change in "inputs" disturbs the equation, correcting changes must be made in the operation. For example, if a stump cutter is added, you are right in expecting more stumps to be removed for the same labor input. If such is not the case, then a careful check is needed to find out why not. You cannot afford to waste manpower by having men or equipment on the job and not in use.

Changes which occur from forces outside the control of management must be matched by changes inside management. Short term "outside" changes might be such things as men getting sick, men going on vacation, equipment breakdowns, storms or weather changes (vital in spring planting), and other types of emergency work.

Long term changes include changes in the quality of labor as men on the job gain skill, as wages rise, and as other men retire. Other long term changes occur as equipment is improved (good examples are chain saws, mist sprayers, and tree movers), cities grow, trees grow, new diseases such as DED appear, new insect pests create serious problems, and environmental changes produce drastic effects on shade tree populations.

Management in the face of change depends on making the best use of available resources. To do this, you need a system of

controls which include: a work order system; a time record system; and materials control. Reports on these items will help assess what was done on past operations and also help make sound judgements in the face of change.

Many Equipment Changes

A good example of the effect of change on management is the chainsaw. During the past 12 years, use of the chain saw has restructured tree removal operations.

Old tree removal methods were based on slow take down time. Hand saws were used in trees, and cross-cut saws for felling or bucking operations. These involved 3- and 4-man removal crews that cut down the tree in big pieces and piled the brush. Later, brush and wood pickup crews cleaned the area. With the chain saw, it is no longer necessary to make big cuts. One man in a tree can drop brush so fast that it is now practical to maintain a brush truck with driver for immediate hauling. Most of the time, brush and wood do not need to be first piled, then handled a second time in loading and moving. Rather than the original 3- or 4-man crews, followed by a 2- or 3-man loading crew, a single crew of 4 men with 2 trucks can now complete the operation. A clear saving of time is that required for the second handling of brush and wood.

On big jobs such as street widening where a number of trees are being taken down at the same time, we increase the size of the task force. We add to the number of units per crew so that we may have an aerial tower truck, a hydraulic crane truck, 2 brush trucks, and 5 or 6 men. By contrast, we may also have small operations where only a 2-man crew is necessary. Adding men and equipment is effective only so long as they

can be kept busy. It is the function of supervision to assess and adjust the labor and equipment inputs to the work at hand.

Stump Removal Aided

Modern methods have also aided stump removal. Formerly, the system was the old wedge-and-sledge method. Chain saws have made it possible to flush-cut trees in many park areas or private yards. And where the entire stump must be removed, such as in an intensive park area or particularly on the street, the new stump cutters have proved their worth.

One "task force" we organized this spring consisted of 2 stump cutters pulled by tractors, 2 two-ton trucks used for hauling away chips and bringing dirt in to fill the holes, a tractor with front-end loader to eliminate hand shoveling, plus a pickup truck for the foreman. This unit of 6 men and eight pieces of equipment averaged 75 street stumps per week. During their best week, they removed 96 stumps. With a 3-man unit, we had been averaging only about 20 stumps per week.

Planting operations have made progress equal to that of other areas of the business. We have come far since the so-called "2-horsepower" methods of moving trees. Formerly, trees were dug with a pick axe, frost point, and sledge hammer. We now use air compressors for digging in frozen ground. Trees are moved by mechanical means when possible. In our Lansing operation, we have adapted a front end loader by removing the bucket and installing hooks for raising the trees. The operator is now able to see clearly while picking up the tree and setting it in the hole. We also use a Prentice hydraulic crane on a service truck which makes an excellent tree moving device. Hydraulic action gives almost finger tip control for lift-

ing, lowering, and final positioning of frozen balls up to 6 feet in diameter.

When space is available for equipment, we use a back hoe to dig around trees which are to be moved. We also use the back hoe to dig the hole at the new planting location. Here again, we have the use of equipment combined with skilled labor to either increase the work output or decrease the time required for the tree moving operation.

Efficient Spray Operation

Efficient spray operation depends on the number of trees that can be covered per hour. Best technique must be determined by the pest and by the material to be used for control. These factors determine the type of equipment needed. Until 1954, we used hydraulic sprayers. Often the refilling time equaled the spraying time. In some cases, we felt lucky when we averaged 12 trees per hour. Then came development of the mist sprayers and use of concentrated sprays. These made it possible to handle the more intensive spray programs needed to fight DED. Our early machines had a 100-gallon capacity and required a 3-man crew including operator, driver, and a scout-public relations man. In recent years, development of the larger 300-gallon models has made it possible to spray almost 3 times the number of trees for the same basic labor costs. Thus our work equation has changed as follows:

$$\text{For 1958} - L + E = W$$

$$\text{For 1968} - L + 3E = 3W$$

Among miscellaneous equipment for modern tree operations is the brush chipper. The chipper will save from 4 to 6 times on hauling cost. Still another modern piece is the hydraulic crane unit for loading logs, moving trees, and handling storm dam-

age. Aerial tower trucks are also quite new and can be used for trimming and removal operations. We have found 2 additional uses for the aerial units. We use them to replace the floodlight bulbs on our lighted ballfields. We have also found our unit excellent for taking "aerial views" of our park installations.

Each city's work-environment program is somewhat different. Thus, you must base your work and your decisions on your experience and research, along with the exchange of information with others in the field.

You Are the Manager

Employees are the hands that do the work. The city forester must know his men. Management means combining men and machines into efficient operating units. I personally favor the "task force" or "teams" system better than permanent units. I don't think we can afford to let custom freeze the "L" factor in the work equation.

Good supervision, naturally, begins with orientation. Time spent on orientation gives men a faster start. Whether an employee is a new recruit on his first assignment or a veteran on a new job, it lets him know what is expected.

The quality of labor results from your own ability to teach men how to work, and to make them want to do a good job. This quality factor involves skill, experience, and supervision. One point to emphasize here is that there is the well-known difference between 5 years of experience, and one year of experience 5 times over.

Whatever your system of appraisal may be, it is a good idea to shift men around over the course of a year as you make up your task forces. This allows you, the supervisors, and the foremen to observe men under different conditions.

PREVENT LOSS AND DAMAGE TO YOUR VALUABLE HAND TOOLS!



Here's the ideal way! THE ALL NEW HARDER UTILITY BAG

This top quality canvas bag minimizes personal tool loss and damage. Complete with 36" brass industrial zipper and hand stitched with durable nylon thread, this lockable utility bag is large enough for an individual's hand tool equipment including climbing ropes, saddle, handsaw, scabbard and other small tools. Available now for each of your climbers at Harder's **\$24.95** introductory price—

HARDER

ARBORIST SUPPLY CO.

Box 111, Hempstead, N.Y. 11550

Gentlemen:

Please ship _____ Harder Utility Bags at \$24.95.

- Check for \$_____ enclosed
 Please bill me

NAME _____

COMPANY _____

ADDRESS _____

Authorized Signature _____



Golf Course Designed For Senior Citizens

design
stresses
golfers'
needs
as well as
beauty

SEEDING newly built golf courses can pose a problem, especially when heavy rains followed by drought combine to foil the effort. This was the case with the new 18-hole course of Rossmoor Leisure World at Cranbury, N. J.

This course was built for senior citizens as part of a new community designed by Rossmoor Corporation, a development organization. Home buyers in the new area expected a course ready for late season play in 1966.

Ross W. Cortese, head of the Rossmoor group, solved the problem by buying 79 acres of sod from Princeton Turf Farms, Inc. Sodding began in late summer and was completed over a

2-month period, in time for some fall play. Cost to Rossmoor for sod and installation on the course approximated \$200,000. It serves golfers who live in the present 596 home units of the community. More are being built in the development managed by James E. Cooper.

Princeton Turf supplied Merion bluegrass for the 90-foot wide fairways and Penncross bentgrass for greens. Roughs were reseeded.

Rossmoor Corporation also builds senior citizen communities and golf courses in other areas. Two of these, in Maryland and near Chicago, along with the Cranbury, N. J. course, were designed by golf course architect Desmond Muirhead. Muirhead is