

Tough enough



ASV RC50



- ▶ Maximum traction and support system undercarriage
- ▶ 15-in. rubber tracks and 24-wheeled contact points
- ▶ Loader transfers the weight of the machine to the ground, only 2.7 psi ground pressure.

Contact ASV at 800/346-5954 or www.asvi.com / circle no. 273

Antonio Carraro Supertrac

- ▶ Towed or front-mounted attachments
- ▶ Actio technology that allows the tractor chassis to oscillate or articulate for agility/grip on all terrain types
- ▶ 48- to 75-hp engines available

Contact Redexim Charterhouse at 800/597-5664 or www.redexim.com / circle no. 274

continued on page 44



www.GreenIndustryYellowPages.com

Find It. Be Found.

Industry Search Engine

Featured Web Sites

MUSSER FORESTS, INC.
Spring 2002 Catalog

get a free gator
CLICK HERE

treegator
Irrigation

For product info, call Spectrum Products at: 1-800-800-7391

Container & Field-grown Plants

EDGAR JOYCE
NURSERY
SINCE 1943

New!!!

Plants Section
Now Available!

Search for these & other fine nurseries online at www.GIYP.com

Angelica
NURSERIES, INC.

ESTABLISHED 1921

Pikes Peak
Nurseries

2002 Seedling Catalog Available

Eisler
NURSERIES

CASPER'S
NURSERIES

Visit these vendors online at: www.GIYP.com

continued from page 42

Bobcat MT50

▶ Mini track walk-behind loader three ft. wide and under 70 in. long

- ▶ Operating capacity of 500 lbs. and a 74.8-in. lift height
- ▶ 20-hp diesel engine and 2,600 psi hydraulic system

- ▶ More than 10 easy-to-change attachments
 - ▶ 2,497-lb. machine has a rubber track undercarriage, 5.2 psi
- Contact Bobcat at 701/241-8740 or www.bobcat.com / circle no. 275

Still using old-fashioned stake & wire to plant your new trees & shrubs?



Finally, there's a better way! Introducing...



US PATENT NOS. 6,141,903 & 6,065,243

TREE STAPLE
BELOW-GRADE STABILIZING SYSTEM
FOR NEW TREE & SHRUB PLANTINGS

The revolutionary new stabilizing system that's

SAFER
because it's completely below-grade

CHEAPER
because it never needs to be adjusted or removed

EASIER
because one worker, a sledgehammer, and a few minutes is all it takes to install

"Don't kill a tree to stake a tree"

CALL (877) TREES-49
WWW.TREESTAPLEINC.COM
Tree Staple, Inc. • 310 Springfield Ave, Suite 8
Berkeley Heights, NJ 07922

Circle 124

Cat mini excavators

- ▶ Swing boom to let the operator dig and work next to a wall or obstruction
- ▶ 26-hp 303CR weighs 7,400 lbs.; 42-hp 305CR weighs 11,000 lbs.



- ▶ Zero tailswing with swing radii within undercarriage width
 - ▶ 305CR has a dig depth of almost 13 ft.; 303CR can dig to almost 11 ft.
- Visit the Caterpillar Web site at www.cat.com / circle no. 276

Gravelly skidster



- ▶ Suited to small intensive finish-up projects
- ▶ 1,500 lbs., only 38.5 in. wide and 77 in. long
- ▶ 20-hp gas or diesel engine

continued on page 46

continued from page 44

▶ Quick-release attachments, lightweight design with balanced weight distribution
Contact Gravely at 800/472-8359 or www.gravely.com / circle no. 277

Glenmac power box rake

▶ Modular attachment lets you upgrade to rake right for your budget
 ▶ Rhino-hide barrier lets operator adjust to soil moisture levels and choose size of material left in soilbed
Contact Glenmac at 701/252-9300 or www.glenmac.com / circle no. 278

Deere compacts

▶ Compact tractors ranging from 20 to 48 hp
 ▶ More than 40 implements can be hooked up

fast, with three able to be attached at one time
Contact John Deere at 800/537-8233 or www.deere.com / circle no. 279

Kanga Kid TK 113

▶ 13-hp electronic start Honda engine
 ▶ Attachments for digging, shrub planting, carrying, trenching, lifting, and topsoil spreading
Contact Kanga at 866/875-2642 or



www.kanga-loader.com / circle no. 280




Komatsu's WS50

▶ Easier transport, less ground disturbance, higher travel speeds than a skid-steer
 ▶ Hydrostatic transmission, automatic bucket leveler, rear axle oscillation
Contact Komatsu at 847/573-3561 or www.komatsuutility.com / circle no. 281

Kubota compact loader L48TL

▶ 48-hp engine
 ▶ Bucket lift capacity of up to 2,540 lbs.
 ▶ Self-leveling hydraulics maintain level loads to a height of nine ft.
Contact Kubota Tractor Corporation at 888/4582682, ext. 900 or www.kubota.com / circle no. 282

With every plant you install this year, use one of these three products for best results...

<p>Good</p> 	<p>Better</p> 	<p>Best</p> 
<p>dryroots The original root stimulator! ALL NORMAL PLANTINGS To carry all plants over transplant shock.</p>	<p>M-roots dryRoots and Endo/Ecto mycorrhiza CONSTRUCTION, POOR SOIL Mycorrhizal inoculation helps the plants grow root systems in any soil type or condition.</p>	<p>1-STEP M-roots and water holding gels HEAT AND DROUGHT CONDITIONS Water holding gels retain water and then release it when the soil dries out.</p>



Available at the best landscape suppliers.
 For the supplier nearest you, call 1-800-342-6173

Log onto **HortSmart.com**

Komatsu's WS50 features a low-effort single pedal.



Toro TX 425 utility loader

- ▶ Stable on uneven landscapes and delivers in loose sand or mud
- ▶ 25-hp gas engine

▶ Mounts to over 40 attachments and exerts only 3.4 psi on turf

Contact Toro Company at 952/888-8801 or

www.toro.com / circle no. 287

MultiTrac articulated loader

- ▶ Three models to choose from, both gas and diesel engine, widths 39 to 47 in.
- ▶ Units fit in an 8-ft. pickup bed, 60 available options

Contact Stonebrooke Equipment at 800/905-2265 / circle no. 283

Polaris ASL300

- ▶ R-Series traction and support system, only 2.5 psi
- ▶ Undercarriage platform with 24 rubber-on-rubber track inserts
- ▶ Powered by a Caterpillar three-cylinder diesel engine

Contact Polaris at 763/542-0500 or www.polarisindustries.com / circle no. 284

PowerHouse Prowler utility loader

- ▶ 24-hp engine and an expandable rubber track undercarriage
- ▶ Allows access through 30-in. wide openings
- ▶ 35 hydraulic attachments available

Contact PowerHouse Equipment at 800/467-9673 or www.powerhouseequipment.com / circle no. 285

Summit's IBEX 20PK

- ▶ Rubber-track compact loader available in two track widths, 36 and 44 in.
- ▶ 20-hp, three-cylinder, water-cooled Perkins diesel and hydrostatic transmission
- ▶ Weighs 2,300 lbs., payload capacity of 1,750 lbs.

Contact Summit California Corp. at 707/822-3600 / circle no. 286



Seeds of wisdom.

Selecting the right seeder for your needs is the wisest choice of all. Whether you're simply overseeding, drop seeding, looking for high germination rates or targeting a specific growth date, you need equipment that is designed to do the job efficiently and reliably.

Redexim Charterhouse offers you a broad range of seeders varying in performance as well as price points. Choose from the Verti-Seed, the Proseed, Speedseed or the Overseeder.

With the Verti-Seed, turf professionals get precision control of seed dosage and depth ensuring maximum germination.

For economy and random seed dispersion, nothing beats the

unique Proseed system. And finally, the Overseeder makes the seeding operation easier and faster, working at up to 9 mph.

Each seeder offers you the quality of manufacture and engineered reliability focused in user-friendly features that you've come to expect from Redexim Charterhouse.

Plant a seed now, that will harvest you great rewards in the future. Make a call today. Redexim Charterhouse has many options, attachments and seeder models so that you can make the most informed, wisest choice. Phone or visit us on the web for more details.



Redexim Charterhouse Inc.
950 Sathers Drive
Pittston Township, PA 18640
1-800-597-5664
Tel: 570-602-3058
Fax: 570-602-3060
www.redexim.com

Circle 129