

Fertility levels influence disease activity

■ During growing months, a ratio of roughly 3-1-2 balance of nitrogen-phosphorus-potassium will usually meet the plant's demand for nutrients. When this ratio becomes imbalanced, particularly when the nitrogen component is excessively high or deficient, many turf diseases become more severe.

A study at the University of Nebraska-Lincoln showed that nitrogen levels of 6 and 8 lbs. of actual nitrogen (N) 1000 sq. ft./season caused significantly greater brown patch intensity than 4 or less pounds on a Rebel tall fescue turf. At 4 pounds of applied nitrogen, brown patch severity was intermediate and at two pounds the turf quality was acceptable although a low level of disease activity remained. Although the

turf was more vigorous at the 6- and 8-pound nitrogen rates, disease activity extended later into the season. Our findings are consistent with the objective of using tall fescue as a lower maintenance turf requiring one to three pounds of nitrogen per season. Two-thirds of the nitrogen should be applied as a dormant treatment in the fall, followed by one-third in May.

Do not fertilize tall fescue during summer because of the threat of brown patch and the promotion of excessive growth during heat stress periods.

The presence of dollar spot and to some extent, leaf or stem rust often means the turf is under-nourished. At the University of Nebraska-Lincoln, we are studying the influence of nitrogen on dol-

lar spot intensity on Penncross creeping bentgrass and crown rust severity on Manhattan perennial ryegrass.

Dollar spot was significantly less severe when the bentgrass received 4 or 6 pounds actual N/1000 sq. ft./season than at nitrogen rates of 2 pounds or less. Similar results were noted for crown rust severity on ryegrass. Crown rust was severe on plots receiving 0 or 2 pounds actual N/1000 sq. ft./season. It was moderately severe at the 4 pound rate, and rust severity was light on plots receiving 8 pounds of nitrogen. In both the dollar spot bentgrass and the crown rust-ryegrass ecosystems, the higher rates of nitrogen stimulated plant vigor, which allowed the turf to outgrow the pathogens.

—Dr. Watkins

Warm-season control: longer growing season presents special problems

Proper warm-season disease diagnosis is essential to effective turf care. It can't hurt your professional image, either.

by Gary W. Simone, Ph.D.,
University of Florida



Helminthosporium blight on bermudagrass.

■ Disease diagnosis on warm-season grasses offers quite a challenge to the turfgrass manager. The longer growing season allows for longer periods of disease incidence and potentially higher plant pathogen populations on established turfgrass.

When one considers the number of grass species grown and the use of overseed during the winter period, the task of disease diagnosis becomes very complex. And there are often overlaps in disease incidence periods as well as soil pathogen complexes affecting turfgrass sites.

Common diseases

Anthracnose— Primarily a disease of centipedegrass, but can invade bahiagrass, bermudagrass and ryegrass. It occurs in warm, moist periods, often in sites stressed from winter damage, fertility problems, or nematodes. Control methods include stress elimination, thatch removal and fungicides if needed.

Gray leaf spot—More areas of intensively maintained bermudagrass are being damaged by bermudagrass decline. It also invades St. Augustinegrass, and has been associated with "patch" or decline diseases of centipedegrass, zoysiagrass and bahiagrasses. Low mowing heights, nematodes, other disease or soil insects encourage this

disease.

Brown patch—Perhaps the most widely-recognized turf disease, brown patch affects all warm-season grasses. This fungus is active between about 73-90 degree weather.

Brown patch is most damaging when temperatures are between 80 and 85 degrees.

Brown patch appears as three symptoms: as variably-sized spots that may span many feet in diameter; a second symptom is a "doughnut-like" ring, with healthy grass in the center. The third type is an aerial blight where tips of blades discolor as the fungus moves downward on the grass stems.

Maintain balanced fertility and avoid applications of readily available nitrogen sources during active disease.

Mow affected areas last and collect clippings if possible to avoid spreading the fungus. Dethatch turf, and apply fungicides at first sign of disease.

Cercospora leaf spot—Practically identical to grey leaf spot in appearance and timing. Initial spots are very small, and dark brown-to-purple in color.

As lesions mature, they turn tan in color, enlarge and can cause leaves to yellow, wither and die. Affected turf appears to thin. Yellow-green (common) selections

of St. Augustinegrass appear more susceptible than bitter-blue selections.

Avoid frequent, shallow watering.

Cottony blight—Considered a disease of cool-season grasses, this disease can be quite damaging on overseeded bentgrass/ryegrass and on bermudagrass. It thrives in a broad temperature range (68 to 95 degrees). Poor air circulation and poor drainage favor development.



Scattered, chlorotic fascicles are still alive in root rot (St. Augustinegrass).

Avoid maintenance while turf is wet, and avoid frequent irrigations.

Dollar spot—Occurs in all warm-season grasses, especially bermudagrass, bahiagrass and zoysiagrass, and grasses used for overseeding.

Favored in temperatures between 60 and 80 degrees, but warmer weather strains have been observed in Florida.

Free moisture from fog, dew or irrigation triggers disease development in sites with low nitrogen and potassium levels and ample thatch.

Affected areas range in size from one to two inches in finer grasses, to six to eight inches in coarser varieties.

Time irrigations for early in the day, and water deep when needed. Minimize thatch and fertility imbalances for long-term control.

Fairy ring—Caused by a variety of mushroom and puffball-type fungi. Occurs in any site where organic matter is an abundant food source. Fungi often produce a variety of irregularly-sized arcs or circles on turf sites. Fairy ring control

continued on page 47

STEP ON IT

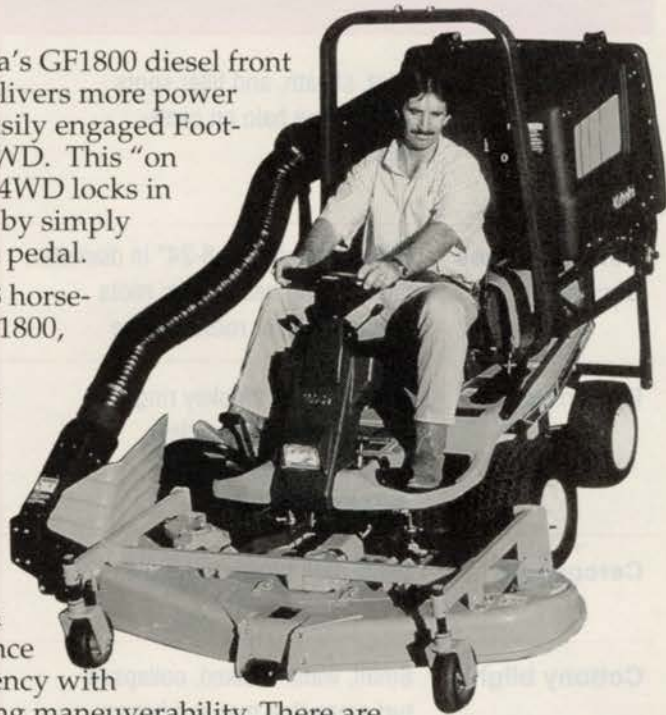
Kubota's GF1800 diesel front mower delivers more power with its easily engaged Foot-Control-4WD. This "on demand" 4WD locks in on-the-go by simply pressing a pedal.


The 18 horsepower GF1800, with its 3-cylinder diesel engine, is ideal for mowing jobs that demand maximum performance and efficiency with

outstanding maneuverability. There are three shaft-driven, mower choices - 48" mulching rear discharge mower, 54" side discharge and 60" side discharge. The independent hydraulic PTO clutch ensures smooth mower engagement, and includes a PTO brake.

The tight turning GF1800 features hydrostatic transmission, cruise control, tilt steering wheel and a hydraulic mower lift system to increase efficiency.

For the best quality cut, step up into Kubota's GF1800.

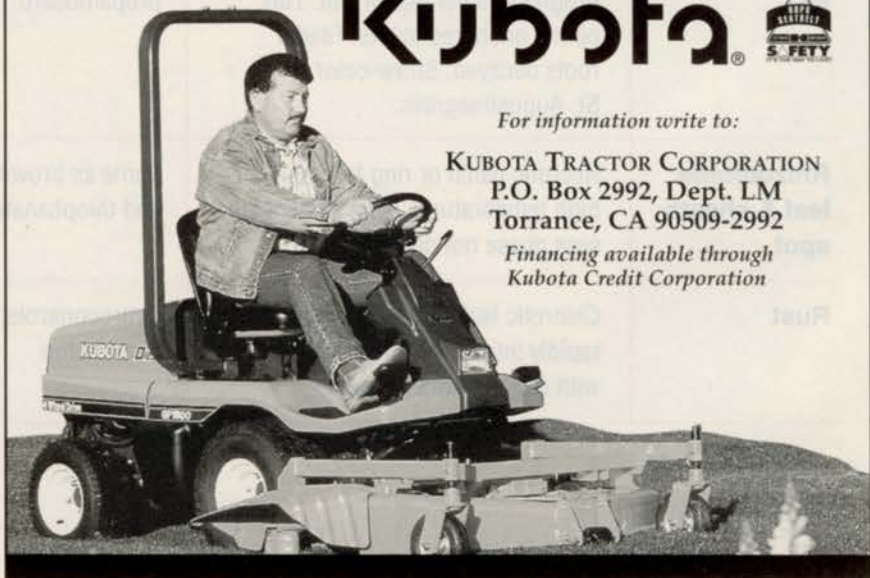


Kubota 

For information write to:

KUBOTA TRACTOR CORPORATION
P.O. Box 2992, Dept. LM
Torrance, CA 90509-2992

Financing available through
Kubota Credit Corporation



Circle No. 118 on Reader Inquiry Card

Warm-season disease diagnosis and control

Disease	Damage	Common fungicides
Anthracnose	Leaf, sheath, and tiller spots with yellow halo on centipede grass	chlorothalonil; chlorothalonil + fenarimol; fenarimol; cyproconazole; mancozeb + thiophanatemethyl; propiconazole; thiophanate methyl; triadimefon
Bermudagrass decline	Chlorotic patches, 8-24" in diameter; thins during heat spells; roots shorten, feeder roots decline	fenarimol; propiconazole; thiophanate methyl; triadimefon
Brown patch	Round patch, smokey ring or aerial blight; fascicles rot at the base, with dark discoloration at base.	benomyl; chlorothalonil; chlorothalonil + fenarimol; cyproconazole; fenarimol; flutolanil; iprodione; mancozeb; maneb; pentachloronitrobenzene (PCNB); propiconazole; thiophanate methyl; thiram; triadimefon
Cercospora	Small dark brown to purple	benomyl; chlorothalonil; mancozeb; maneb; thiophanate methyl
Cottony blight	Small, water-soaked, collapsed turf areas that mat and brown quickly. Disease spreads in the direction of traffic or surface water runoff.	chloroneb; etridiazole; fosetyl aluminum; metalaxyl; propamocarb
Dollar spot	Small spots one to eight inches in diameter wilt and bleach to a straw color.	benomyl; chlorothalonil; chlorothalonil + fenarimol; cyproconazole; fenarimol; iprodione; mancozeb; mancozeb + thiophanate methyl; pentachloronitrobenzene (PCNB); propiconazole; vinclozolin
Pythium root rot	Gradual thinning, browning with progressive periods of wilt. Turf poorly anchored in site. Feeder roots decayed. Straw-color in St. Augustinegrass.	chloroneb; etridiazole; fosetyl aluminum; metalaxyl; propamocarb
Rhizoctonia leaf & sheath spot	Necrotic patch or ring forms under high temperatures; Leaf and sheath spot phase not distinctive.	Same as brown patch. Avoid using benomyl and thiophanate methyl.
Rust	Chlorotic leaf flecks that enlarge rapidly into linear pustules filled with red-to orange spores.	Cyproconazole; mancozeb; maneb; propiconazole; triadimefon

Source: Dr. Gary W. Simone

WARM DISEASE from page 45

involves:

□ Tolerance: it is primarily a cosmetic disease.

□ Cleanup of the mushrooms when formed since some are toxic and represent liability situations.

□ Camouflage symptoms through nitrogen fertilization for the rest of the turf and/or water for the browned-out fairy ring sites.

Flutolanil (ProStar) is a newer fungicide being used to suppress the reproductive stage of these fungi.

Gray leaf spot—This is the primary scourge of St. Augustinegrass. The disease is favored by the hot, moist summer months, especially on turf sites with poor air circulation, low light, frequent light irrigation and high available nitrogen levels.

Grass cultivars derived from the bitter-blue types are more susceptible. Symptoms begin as small brown spots on leaves, sheaths and stems. These enlarge to brown-to-ash colored lesions with dark brown to maroon margins.

Repeated fungicide applications are

Detection tips

- ✓ Inspect turf daily, in early-morning hours (especially after dew, rain or nighttime irrigation) are critical for perceiving physical signs of certain fungal pathogens like *Pythium* or the *Sclerotinia* complex.
- ✓ When you spot trouble, inspect the turf areas for the type of damage. Notice which part of the grass is affected, and how is the disease distributed.
- ✓ Use your knowledge of the fertility, irrigation and pesticide programs at each site, weather information and photographs prior to diagnosis and treatment.
- ✓ Have a three- to four-inch turf sample analyzed before applying control products. This sample can usually be analyzed within a calendar week, before the need arises for a second fungicide treatment.

—Dr. Simone

often needed during hot, moist months of summer. Irrigate deeply and only when needed early in the day to break influence the disease cycle.

Helminthosporium spots—Disease is favored by low fertility and thatch and disease spread is favored by frequent irrigations. Symptoms include leaf spots and a general melting out syndrome. Lesions are more numerous near the base of leaves and the crown of the plant. Manage thatch, provide balanced fertility, avoid frequent irrigations and use fungicides as needed.

Pythium root rot—Thrives in poor drainage.

Symptoms are thinning or browning out of turf, with progressive wilt as a result of feeder root decay. Grass pulls up easily. Roots are discolored, soft-decayed, with few feeder roots.

St. Augustinegrass often turns straw-colored as a result of root rot.

—The author is an extension plant pathologist and associate professor at the University of Florida.



One Baby You'll Never Have To Baby.

ECHO SRM-2501 TRIMMER/BRUSHCUTTER

Day in, day out, no other landscaping tool takes the kind of punishment a trimmer does. And day in, day out, the Echo SRM-2501 keeps coming back for more. That's what makes it so special.

Actually, it was the input from professional landscapers that helped Echo design-in the features you want most in a tough, commercial duty trimmer.

The rugged, powerful commercial duty Echo 24.4 cc engine, for example, with proven Echo

Pro-Fire® Ignition and purge pump-equipped carburetor for fast starts.

And things like a quiet, low tone muffler, vibration-reducing engine mount, cushioned right hand grip and foam-covered left handle that make it a pleasure to use. Along with an overall weight of just 13.3 pounds.

The SRM-2501. It'll change the way you think about trimmers. For the Echo Dealer nearest you, call 1-800-432-ECHO (3246). Or write: Echo Incorporated, 400 Oakwood Road, Lake Zurich, IL 60047.

ECHO
Ask Any Pro!