


PRODUCTS

Fairway mower designed for a wider cut

Ransomes, Inc. has introduced a new "state-of-the-art" mower designed for top quality golf course fairway mowing. The Fairway 5000 provides the fine cutting quality of a greens mower, but has a speed of 6 mph and a wider cutting swath of 106 inches.

Ransomes says the Fairway 5000 was engineered for long hours of daily use. It has added special features for more operator comfort, such as a high-



back suspension seat with arm rests, and four-inch fore and aft adjustment; power steering and tilt steering wheel, readable gauges and well-positioned controls; and all-hydraulic design for raising and lowering cutting units.

Circle No. 191 on Reader Inquiry Card

Versatile backhoe adapts to new trencher line

The T906 Bobcat backhoe is a handy complement to Melroe's new Bobcat 3020 Series trencher line. The T906 digs to depths of up to six feet depths. A 180-degree boom swing makes it a versatile tool for digging access holes



ground boring as well as removing rocks, or digging to gas or water mains. It uses two control levers, one for boom and swing, the other for dipperstick and bucket operation. A third lever controls the 69-inch wide back-fill blade, which acts as a stabilizer. The operator is situated high for ex-

cellent visibility. Four different bucket sizes are available for a variety of digging conditions.

Circle No. 192 on Reader Inquiry Card.

Backhoe now attaches to skid steer loader

Du-Al Manufacturing Co. has adapted its Model 1015 backhoe to skid steer loaders and three-point hitch tractors. Quick detach linkage locks the backhoe to the body of the skid steer, removing digging forces from the loader's bucket cylinders. Designed to fit in close to the skid steer, these units may be mounted or dismantled in five minutes or less.

The Model 1015 has a digging depth of 7½ inches. It fits skid steer units with lift capacities of 800 to 1200 lbs. Du-Al says the 900 lb. working weight of the backhoe makes it an ideal companion for the small skid steer loaders for light commercial applications.



Circle No. 193 on Reader Inquiry Card

New lawn tractor line designed for efficiency

The new Lawn Tractor LT series from Simplicity—the 12.5 LTH and 16 LTH units—can groom rough, hilly terrain and increase mowing efficiency. Simplicity says the tractors have the tightest turning radius (16 inches) of any lawn tractor in its class. New quick-hitch mowing decks can be removed within 30 seconds, in order to attach snowthrowers and other attachments.



Both tractors are powered by Briggs & Stratton Vanguard engines.

The 12.5 LTH unit accommodates a unique 38-inch two-blade mower. The 16 LTH has a 44-inch, three-blade deck.

Circle No. 194 on Reader Inquiry Card

Low maintenance, positive drive in new hydro-gear

The latest addition to the Dixon line of Zero Turning Radius mowers is the new ZTR 503 HG, a 50-inch cut commercial-grade mower with hydrostatic gear drive. The ZTR 503 HG has



a true zero radius turn and simple hand lever controls that eliminate all footwork.

Dixon says that the drive system is the first such system on a Dixon mower, and is "technologically steps ahead of competitive comparables." Chief engineer Clair Splittstoesser says the Hydro-Gear drive delivers a more positive, responsive drive action, while the self-lubricating hydrostatic gear drive has no chains, sprockets or shafts, reducing maintenance or possible downtime.

Circle No. 195 on Reader Inquiry Card

Sickle bar mower allows better contour mowing

The Troy-Bilt Trail Blazer sickle bar mower enables the mower to follow ground contours independent of wheels and chassis to eliminate "scalping" or hang-ups on uneven terrain. The mower is now manufactured in the U.S. and has a full six-year warranty.

The unit also has an exclusive, tangle-free blade that can mow 1,500 square feet of overgrown brush in just five minutes. Also included are 19 induction-hardened steel knives that stay sharp through many hours of use

continued on page 102

Individual blades can be replaced. Cutting widths are 34- and 38-inches. A grass diverter moves at 840



rpm and prevents build-up, tangling and clogging by knocking weeds, grass and brush to the side after cutting.


Circle No. 196 on Reader Inquiry Card

Pump/motor system drives new hydro

Scag Power Equipment introduces a new hydrostatic riding mower that combines two heavy-duty White motors and a rugged Sundstrand

pump. According to Scag, each component can be easily serviced with a minimum of downtime and labor cost.

For controlled deck floatation, the hydro features a special pneumatic "racing" shock absorber which enhances cutting performance and increases operator comfort. Drive wheels have a wider stance for added stability on hillsides. Top speed is 8 mph.



Circle No. 197 on Reader Inquiry Card

Mower designed from 'cutters point of view'

The new Pro Master 20H hydrostatic

front-mount mower has zero-turning radius for tight situations and speed for the straight aways.

The unit has all controls, switches



and gauges on the instrument panel. A softer seat, hydraulic deck lift, 60-inch mower deck and tool/debris box are all standard. A 5.6 bushel Grasscatcher attachment is available.

Circle No. 198 on Reader Inquiry Card

New golf car fleet features new suspension

Yamaha Motor Corporation has introduced the 1990 G8 fleet Classic. "Ultra Path" three-link rear suspension provides better shock absorption and greater steering responsiveness.

The Classic is available in two versions. The electric G8-E has a Yamaha



Stop crabgrass from grabbing hold

Once crabgrass takes hold, you're the one who gets squeezed. Angry customers want your neck.

Well now there's a pre-emergent program that's custom-tailored to your needs. It's a unique herbicide program available

at your DOTS distributor.

You can choose from TEAM,[™] SURFLAN[®], BALAN[®] or XL[™] depending on your location and turf conditions. Your DOTS distributor will customize your choice by matching your desired

designed and built "Pace Setter" solid-state speed controller that makes the abrupt start a thing of the past and ensures smooth acceleration and a quiet, even ride. The gas-powered G8-A is driven by an overhead valve, 4-stroke engine, which Yamaha says is the first of its kind


sive, three-year parts and labor warranty.

Circle No. 199 on Reader Inquiry Card

Reel attachment reduces thatch, runner problems

Bunton Company is now offering a greens conditioner reel for use with its Triplex greensmower.

Vertical knife blades are optimally spaced in a helical pattern on 1/2-inch centers. Heavy-duty gear motors assure a high frequency of clip while conditioning the greens. The depth adjustment of the reel is infinitely



variable within its range to assure precision greens care.

The conditioner features a steel gear drive to eliminate problems associated with reels which use belt drive systems. Many of the components on this new conditioner are interchangeable with components on the Bunton walking greensmower to minimize spare parts inventory.

Circle No. 200 on Reader Inquiry Card

New trencher features advance-design hydraulics

The Charles Machine Works, Inc. has introduced the Model 3500 all-hydraulic, 35-hp trencher.

The trencher is designed for rental yards, electric utilities, utility contractors, and landscape and irrigation contractors.

The company says the four-wheel drive, rigid-frame machine is the only trencher in its class featuring advanced-design hydraulics.

"The Model 3500 incorporates the latest improvements in hydraulic drive technology," says Scott Polman, product manager. "An efficient hydraulic drive radial piston motor is the heart of the 3500's digging attachment. It's low speed and high torque allow plenty of power for the roughest



built exclusively for golf cars.

Corrosion-proof, metton body has been expanded to provide a longer wheelbase and greater legroom.

The car comes with a comprehen-



with DOTS custom-blends.

active ingredient per acre rate with the fertilizer analysis to fit your nutrient demands.

Your DOTS distributor then offers personalized service providing helpful and timely advice to maximize results.

For more information on the DOTS fertilizer and pre-emergent herbicide program, call 1-800-345-DOTS.

At DOTS, we help your turf look its best. So you look your best.

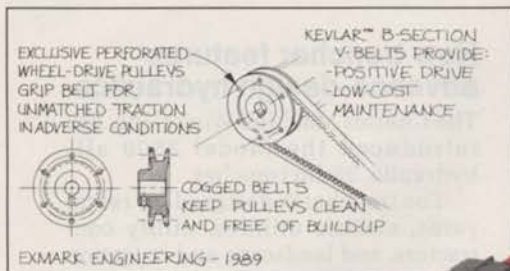
Always Read and Follow Label Instructions.



**Distributor's Own
Turf Supplies™**

Circle No. 115 on Reader Inquiry Card

The posi-track advantage.



Our mowers are packed with the Exmark extra advantages such as our exclusive posi-track wheel drive system — The Exmark solution to belt slippage.



Turf care professionals across the nation choose Exmark for performance, profitability and the Exmark extra advantages. Buy an Exmark 48-inch five-speed commercial walk-behind mower and discover how...

- Exmark's exclusive posi-track system virtually eliminates belt slippage in adverse conditions.
- Double idlers prevent downhill runaway and provide positive reverse.
- Lo-torq gear drive reduces transmission stress and provides years of low maintenance operation.

Choose from three engine options on our 48-inch walk-behinds — 12.5 and 14 h.p. Kawasaki or 14 h.p. Kohler Command and Briggs & Stratton Vanguard engines — all proven performers. Top it off with an exceptional cut and Exmark's customer-dedicated Parts PlusSM and AdvantaLease[®] services and you'll see why we say: Exmark — Better, over the long run.



*Ask your Exmark dealer for details. Some restrictions apply.

See the complete line of Exmark commercial turf care products today. For the dealer nearest you, call Exmark: 402/223-4010.

eXmark[®] MFG. CO. INC. *The mark of excellence.*

BOX 748, BEATRICE, NE 68310 FAX 402/223-4154

Circle No. 120 on Reader Inquiry Card

104 LANDSCAPE MANAGEMENT/FEBRUARY 1990



digging conditions." Circle No. 201 on Reader Inquiry Card

Lots of traction action supports hillside mower

The Hustler 640 Hillside from Excel Industries features full-time 6-wheel drive for traction, stability and comfort.

The mower's self-leveling feature increases driver confidence and reduces fatigue by automatically tilting to keep the operator's station level.



This design is unique, according to Excel, because the engine is also held level, allowing for proper lubrication at all times. The tractor's weight distribution remains constant over the drive wheels for unmatched traction and balance.

The 640's dual-hydrostatic drive system and power-assist wheel lift make zero radius turning possible and significantly reduces turf damage. One-hand hydraulic steering gives

the operator total control of speed, braking and turns, without the use of clutch or brake pedals.

Circle No. 202 on Reader Inquiry Card

No more shifting, thanks to the hydrostatic drive

Snapper Power Equipment has eliminated shifting in its yard tractors with a foot-controlled hydrostatic drive with cruise-type speed control to maintain a constant speed without



keeping constant pressure on the pedal. Mower operation has been simplified by an electric front PTO clutch with fingertip control.

A twin-cylinder, 18 hp commercial duty engine with horizontal crankshaft, pressure lube and oil filter is among the many standard features.

The tractor also includes a seven-position tilt steering wheel, a padded, high-back adjustable seat, a nine-position cutting height, pneumatic tires with turf-gripping tread and a 10-quart gas tank.

Options include a 5-hp tiller, dump cart, dozerblade, two-stage snowthrower, tirechains, rear wheel weights and rear weight kit.

Circle No. 203 on Reader Inquiry Card

Riding mower features rear-wheel steering

A new 12-hp riding mower with articulated rear-wheel steering, a cutting radius of 3.5 feet and a front-mounted mowing deck is now available from Husqvarna Forest & Garden's North American network of servicing dealers.

The Model 850-12 features five forward speeds. The result is a maximum forward speed of 4.6 mph and a maximum reverse speed of 1.7 mph.

The front-mounted three-blade mower deck has been redesigned for greater lift and cutting ability. Height adjustments also are increased from 1 inch to 4 inches with six evenly-



spaced increments for more exact work.

Circle No. 204 on Reader Inquiry Card

Reel-mounted mower unit converts tractor into mower

The 86-inch reel-mounted mower package from John Deere includes three 30-inch hydraulically-driven mowers that can be attached to a John Deere model 755 or 855 compact utility tractor. If the tractor is needed for other jobs, the rear sub-frame and mower can be removed in minutes to expose a rear PTO and drawbar.

The hydraulic reel drive pump is powered by the tractor's mid-PTO. Reels turn at about 940 rpm for a consistent cut. One set of quick couplers can be reversed for backlapping. The reels are raised and lowered by the

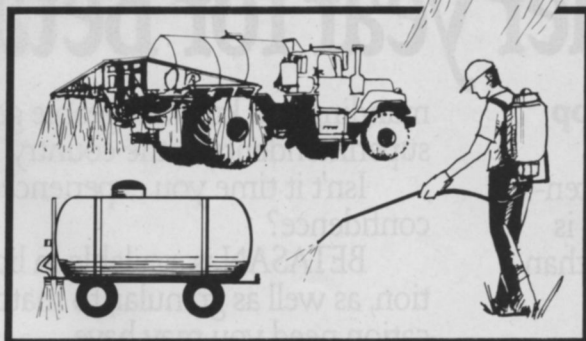


tractor's open center hydraulic system. As a safety measure, reels stop when lifted out of working position.

Both tractors are powered by a 3-cylinder diesel engine. The 20-hp 755 delivers 15-hp at the PTO. The 24-hp delivers 19-hp at the PTO.

Circle No. 205 on Reader Inquiry Card

NEW! A spray tank cleaner for today's chemical technology!



Circle No. 153
on Reader
Inquiry Card

INCIDE-OUT™ SPRAY TANK CLEANER

Flushes and neutralizes chemical residues



PRECISION LABORATORIES, INC.

P.O. Box 127
Northbrook, IL 60065
800-323-6280

New verticle reel line includes a 7-gang unit

Kubota Tractor Corporation has launched the Verti-Reel product line of complete mowing and cutting units built for total turf maintenance.

The line features a 5-gang unit and a 7-gang unit. The 5-gang Verti-Reel unit is designed for use with the Kubota L3250F Turf Special tractor. The 7-gang unit operates with the M4030SU Turf Special tractor. The power pack, mounted on the tractors' 3-point hydraulic hitch, enables

the operator to clearly view the reels as they cut. By placing the power pack on the 3-point hitch, it allows the operator to turn lock to lock without rear-tires-to-mower-frame interference, a common problem in com-



petitive models. It has convenient access for servicing and adjustments and can be easily disconnected from the tractor for other jobs.

Circle No. 206 on Reader Inquiry Card

Heavy-duty mower line boasts easier operation

The Toro Company has introduced improvements to its heavy-duty line of ProLine mowers which increase ease of operation and performance.

Toro has added a new self-propell-

ing system for longer life; a new fuel tank which is 33 percent larger; and Vac-U-Power blades for improved bagging.

In tests with commercial cutters, the new self-propelling system lasted three times longer than standard systems, according to Toro. The redesigned transmission includes new needle bearings with grease seals on



the output shaft for increased durability.

The transmission's center pull en-

gagement allows for equal load on the bearings instead of loading one side. The reversed gear sequence has a third gear in the center to match up with the center pull engagement to allow for equal load on the output shaft.

Circle No. 207 on Reader Inquiry Card

Intermediate-size mower maneuvers well in close

Encore Manufacturing announces the addition of another intermediate-size



mower to its PRO-Line of commercial equipment.

The latest addition, the 32" PRO,

RIDE A WALKER

Discover Fast, Competitive, Profitable Mowing



Most commercial mowing operations are using walk-behind mowers because they have concluded no rider mower is compact or maneuverable enough to mow landscaped areas. Now maintenance operators all across the country are discovering the compact, maneuverable *Mid-Size Walker Mower* fits their job and saves labor (usually cuts labor 1/2). The labor saving *Walker* looks good whether your business is trying to produce profit or is operating on a budget. Write or call for a free brochure. Ask for a demonstration.

Walker Manufacturing Company, 1839 East Harmony Road, Ft. Collins, CO 80525 • 1-800-777-0356

Circle No. 168 on Reader Inquiry Card

WHY ADELPHI IS FIRST CHOICE WITH EXPERTS:

- Tests prove it has superior overall turf quality
 - Excellent density, disease resistance & rich green color
 - Consistently outperforms many newer bluegrasses
 - Early spring and late fall color retention
 - Good tolerance to drought and close mowing
 - First choice with many sod growers, stadium, golf, park superintendents and other turf experts.
- Get full details in technical bulletin #10.

Adelphi
KENTUCKY BLUEGRASS
U.S. Plant Pat. No. 3150

THE GREENER KENTUCKY BLUEGRASS™

For more information contact:

J. & L. ADIKES, INC.
Jamaica, NY 11423

JACKLIN SEED CO.
Post Falls, ID 83854

NORTHROP KING CO.
Golden Valley, MN 55427

VAUGHN SEED CO.
Bound Brook, NJ 08805
Downers Grove, IL 60515

ROTHWELL SEEDS LTD.
Lindsay, Ont.
CAN K9V 4L9

Circle No. 101 on Reader Inquiry Card

was designed for landscape and maintenance professionals who work within fenced or enclosed areas. The deck will pass through standard gates and entries. The unit is available with a 12.5 hp Kawasaki or 12 hp Briggs and Stratton engine.

All Encore mowers include double V-band belt, 5-speed transmission, diagonal left deck corner for easy trimming, lightweight pneumatic or semi-pneumatic tires and high-lift blades.
Circle No. 208 on Reader Inquiry Card

Literature on gas, diesel models now available

Top-of-the-line liquid-cooled gas or diesel powered and Gemini direct drive hydrostatic performance are some of the features outlined in new four-color literature on Models 718D and 721 models from The Grasshopper Company.

Specifications such as engines are listed, showing the 718D with a 16.5-hp liquid-cooled Kubota diesel engine and the 721 with a 21-hp liquid-cooled Kubota gasoline powerplant.

Other features are true zero-turn-radius and PTO-driven outfront decks from 44 to 72 inches.

Circle No. 209 on Reader Inquiry Card

Okay for cooking, but not for home lawns

Image herbicide from Cyanamid Agricultural Division provides post-emergence control of wild onion and wild garlic.

Wild onion and wild garlic are considered to be weeds that are difficult to control, and that appear most often in late fall and winter. The key to eliminating them, says Cyanamid, is to successfully control the underground bulbs they produce. These weeds are not effectively controlled by contact herbicides because the food stored in the root systems supports regrowth.

Cyanamid says Image kills both the foliage and the roots by interrupting plant protein production, effectively starving target plants.

Weed growth stops within two weeks of application, stored food is used up and the weeds wither away. After mowing, weeds in the process of dying do not emerge above the grass canopy, but remain invisible.

With Image, weeds turn brown gradually, without the immediate, unsightly brownout of contact herbicides.

Circle No. 211 on Reader Inquiry Card

continued on page 112

Landscape software updated by creator

An updated version of the 1.91 Landscape Plant Manager computer software program has been released by its creator, Robert W. Bouffard, a landscape and grounds management instructor at Ohio State University.

The program was developed for the management of landscape plant information for use by students, homeowners, and landscapers. Information about plants is divided into fields of information such as scientific name, common name and design criteria.

With up to 24 design criteria such as seasonal leaf color, height, growth rate, bloom colors, etc., the user can select plants that are aesthetically pleasing and meet design criteria.

The program is designed to work with IBM PC series or any true compatible computer. It has the capacity for 2,000 or more entries of plant records.

"This program offers a much quicker way to research plants for landscape designers. It replaces hours of browsing through catalogs and gives the user a chance to design using

very specific design criteria," says Bouffard.

Circle No. 212 on Reader Inquiry Card.

Root growth enhancers are concentrated stimulants

Roots and Iron Roots are concentrated liquid biostimulants developed by Roots, Inc. with scientists from the Yale School of Forestry.

Roots is a natural biostimulant containing peat humic extracts, marine algae extracts, intermediate metabolites and co-enzymes. It is formulated to promote root growth and stress tolerance in the establish-



ment and transplanting of horticultural and agricultural crops. Benefits include reduced transplant damage and loss, and quick establishment of new seedlings and ground cover.

Circle No. 213 on Reader Inquiry Card


Out-front rotary mower has liquid-cooled engine

Howard Price Turf Equipment has introduced its new Turf Blazer 530 out-front rotary mower.

The Turf Blazer 530 offers a liquid-cooled, 22 hp Yanmar diesel engine, a variable speed hydrostatic transmission and a choice of 48-, 60- or 72-inch decks.

Automotive power steering is standard equipment.

Howard Price says the unit can be equipped with optional cab and complete steel cab and snowblower assembly for winter applications.



Circle No. 214 on Reader Inquiry Card

Features make new trimmer easier to use

Snapper Power Equipment has intro-

duced the Roll-Around-Trimmar, an easy-to-use "wheel" trimmer.

The 21cc trimmer is easy to start with its primer assist mechanism and conveniently-located gas tank. Its two-wheeled chassis is built to carry



its own weight, which means less strain on the operator's arms and back. The trimmer's pivoting, adjustable handles, which fold up for easy storage and transport, allow for smooth and precise maneuverability.

Standard features include a centrifugal clutch, straight shaft gear head, large fuel tank and 16-inch cutting swath.

Circle No. 215 on Reader Inquiry Card

Trace element counteracts alkaline soils, chlorosis

Pax Company has just introduced a trace element product called ReNew. It's a highly sophisticated iron formula that will help counteract alkaline soils and overcome chlorosis.

ReNew will help form chlorophyll, which is essential to all plant life. It contains 13 percent sulphur to help plants withstand weather extremes and to improve alkaline soils.

The product also contains 1.3 percent zinc, manganese and other soil-enriching trace elements. It may be used on all types of turf and plant growth.

Circle No. 216 on Reader Inquiry Card

Broad-spectrum fungicide wards off 65 diseases

Daconil 2787 WDG, an easy-to-use broad spectrum fungicide from Fermenta Corp., offers protection from more than 65 diseases that can damage ornamental foliage, flowers and bulbs, shrubs, trees and turf. The product is a water dispersible, granular fungicide that mixes quickly in water without causing dust. It is packaged in a five-pound, reclosable plastic jug.

Daconil 2787 WDG contains the active ingredient chlorothalonil. It protects 25 types of broadleaf trees and shrubs, 17 bulbs and flowering plants, eight foliage plants, three varieties of conifers and a wide range of golf course and lawn turfgrasses.

Circle No. 217 on Reader Inquiry Card



ROCKHOUND LANDSCAPE RAKE

**A SERIES
ROCKHOUND**



Skid Steer Mount



Dumping



(Hydraulic) 3 Point Mount

**COST EFFECTIVE
ROCKHOUNDS** Rake and collect rocks and surface debris, leaving the soil in a fluffy, level, seed-bed quality condition.

It does not cost to own a Rockhound. . . IT PAYS!

1-800-426-5615

KEM ENTERPRISES, INC.
18425 Eighth Ave. S.W.
Seattle, WA 98166

Circle No. 131 on Reader Inquiry Card