

MANAGE YOUR TURF, MANAGE YOUR SOIL

Although the turf is what you see, you might have to get to the root of your problems through the soil.

by Paul E. Rieke, Ph.D., Michigan State University

Most of our efforts in turf management are based on how the above-ground portion of the plant responds to the practices followed or different stresses. The stems and leaves provide the beauty and functional aspects of a quality turf.

While deserved attention has been given to the above-ground portion of the turf, what happens in the soil is receiving greater attention as well. Soil provides water, nutrients and air to the plant roots. Soil also serves as the medium for rooting.

A healthy soil is a very complex system involving physical, chemical and biological systems. Each of these systems is complex in its own right, but they each interact on the others, as well as with the plant tissue above ground.

Physical soil management

Texture and structure are soil's primary physical components.

Soil texture tells us about the amounts of sand, silt and clay in the soil which affect water holding capacity, drainage, aeration, space for roots and susceptibility to compaction.

Structure is a general term referring to the way the soil particles are put together. The traditional "ideal" soil consists of 50 percent solids, 25 percent small (or micro) pores for water holding capacity and 25 percent large (or macro) pores for drainage, aeration and easy rooting.

These numbers assume a loam soil with excellent structure. Such conditions seldom exist under turf conditions, especially on intensely-trafficked sites. So frequently the turf manager must maintain the turf on poor quality soils and/or where traffic



Sod place on this compacted clay loam subsoil develops its own growing medium—thatch.

results in compaction.

Compacted soils lose their larger pores, reducing drainage, aeration and rooting. Recent research by Robert Carrow, Ph.D., and co-workers proves that compacted soil conditions result in more roots in the surface soil but fewer roots deeper in the soil.

This clearly reduces the reservoir from which the plant can extract water. The turf is thus more susceptible to stresses—especially moisture stress. Sandy soils have a high percentage of larger pores but hold less water than finer textured soils.

The rapid drainage and good aeration conditions in a sandy soil normally permit use of a turf area soon after rainfall or irrigation. For this and other reasons, the preferred soils for high traffic areas are high sand content mixes.

While a soil-based mix (such as the USGA mix) is considered most desirable by this author, it is sometimes difficult to find adequate amounts of quality topsoil to use in the mix. The ultimate mix is often variable due to

poor mixing techniques.

For this reason, many architects and construction firms prefer to use sand/peat mixes containing no soil. While this provides an easier approach to construction, management will be more difficult. More careful attention must be given to water and fertilizer rate and frequency. It is more difficult to overseed successfully on high sand soils. The playing surface can be very hard on sands, especially when the soil is dry.

The soil mix selected for a given site should be planned carefully. Then that plan should be followed closely. Often we find great attention is given to seed selection while soil conditions are taken for granted. Once the soil is in place, it cannot be changed without costly reconstruction efforts.

There are alternatives for improving a poor soil.

Top dressing is used widely on greens (golf, bowling, tennis) and to a limited degree on athletic fields. Careful attention must be given to select-

continued on page 75

ing proper top dressing material, appropriate timing and rate.

Do everything possible to prevent the development of layers in the soil. Differing layers can result in a perched water table and limitations on rooting, drainage and aeration. Detrimental effects of layers could occur short-term but usually will not be too evident until several years later.

Another alternative for improving compacted soils is cultivation, to till or loosen the soil without seriously affecting the turf surface. Loosening the soil provides improved infiltration, drainage, aeration (exchange of gases between the soil and the atmosphere) and rooting.

Cultivation also brings soil to the surface so it may be worked back into the thatch, theoretically providing a better medium for microorganism activity and thatch control. On golf greens, cores are often removed before top dressing. This permits a gradual change in soil conditions.

Some factors to evaluate in your cultivation program include spacing of aeration holes, depth of holes, type of tine or spoon, type of aerifier action, amount of soil brought to the surface, speed of unit and cost.

Be sure the unit you are using is doing what you want. Many turf sites do not need cultivation, while others may require very aggressive treatment.

A compacted soil cannot be corrected in a single treatment. Cultivation should be viewed as a long range program. Turf managers should sell the program on that basis whether for home lawns, grounds, athletic fields or golf courses.

Other helpful practices in high-traffic areas include changing traffic patterns, restricting traffic when soils are wet, using paving blocks or alternate surfaces, planting wear-tolerant grass species, using adequate potash, and mowing the grass at a higher height if feasible.

Irrigation/wetting agents

Another facet of soil management is irrigation. The turf manager must know the basics of irrigation:

1. How deep are the roots which are effective in water uptake?

2. What is the available water holding capacity of the soil? (Using 1 and 2 above he can then determine how much water is available in the root zone.)

3. How much water is lost by evapotranspiration each day?

4. What are the "indicator" spots where moisture stress will show first?

The last factor could be affected by soil variability, slope exposure, irriga-

tion system design, wind effects, traffic, disease and other factors which could affect rooting or water movement in the plant.

Wetting agents can be a very helpful tool in soil water management.

For example, if susceptibility to hydrophobic soil conditions occurs, wetting agents can help re-wet the dry soil. Cultivation and careful watering practices can also help to deal with these localized dry spots.

Since wetting agents vary widely in composition, be sure to check

whether the wetting agent you are using is effective for the objective you have in mind.

Some wetting agents are more likely to cause phytotoxicity than others. Our recommendation is to water the turf lightly, apply wetting agent and water with at least 1/4 inch of water. This should reduce the potential for injury. Use special care when using wetting agents during hot weather conditions.

Chemical soil management

continued on page 77

"It gives me an edge!"

"I've got about 35 guys in the field, and they're happy about THE GREEN MACHINE® Expand-It® Edger we use. You can go up and down the five foot high berms with this edger faster than ever.

"We go all twelve months of the year here, and we keep very busy, so it's important that the Expand-It® System lasts. It's so easy to get it right up next to buildings, around mulch and flower beds, close to plants, all with no trouble.

"I'm just glad my competition doesn't have them yet because you can practically run with one of these. It gets the job done better and faster."

—Fred Lica, VP/General Manager, Prestige Property & Maintenance, Ft. Lauderdale, Florida

Introducing The Panther. Another great Expand-It® System from THE GREEN MACHINE®, designed especially for the professional landscaper.

Edger

- Lightweight and highly maneuverable
- Adjustable steel blade with guard
- Wide tracking wheel for stability
- Interchangeable with 3 other yard care tools



The Green Machine®

HMC, P.O. Box 560, Long Beach, CA 90801-0560
20710 So. Alameda St., Long Beach, CA 90801



Soil properties which are considered chemical in nature are pH control, available nutrients, cation exchange capacity and soluble salts and sodium. Control of soil pH is frequently over-emphasized. But pH adjustment must be done with care.

Generally, raising pH by liming is relatively simple. Ground limestone is safe to use on turf. In most cases, dolomitic limestone is preferred because of its magnesium content, but soil should be tested to be sure. Hydrated lime, which can cause phytotoxicity, should be used carefully.

Gradually the lime, placed on the surface where it neutralizes soil acids, is dissolved and moves lower into the soil. In fine textured soil, this process can take two years or more to have any impact on pH more than three inches below the surface.

Nitrogen fertilization is a major soil management practice on turf. Knowledge of the growth patterns, physiology, susceptibility to diseases and environmental stresses are necessary for its wise use.

Additionally, as an industry we must use proper carriers, rates and timing of nitrogen to prevent nitrate leaching at levels which could pollute groundwater. The February issue of *LANDSCAPE MANAGEMENT* provided good coverage on N fertilization.

It is best to use soil tests for phosphorus needs. This is especially wise for turfs along lakes and streams which could experience algal bloom problems with enough phosphorus pollution. Following soil test recommendations for phosphorus should prevent pollution when it is used.

Potash has become the "newly found" nutrient in turf management, based on reports of improved tolerance (wear, moisture stress, rooting and disease pressure) when high K levels are applied.

While there are many good reasons to use K, remember that nutrient balance is still essential. Most turf specialists would not exceed a 1:1 ratio of N to K₂O on an annual basis. This depends on the annual N rate, however. Some golf course superintendents in the north are using less than 2 lbs. N/1000 sq.ft. annually, especially on sandy greens. Under such conditions, one would surely want to be using 4 lbs. K₂O or more annually.

Be careful to keep a balance between potassium and magnesium. Test the soil to be sure the rates between these two nutrients is not more than 4:1 or 5:1 (Mg:K₂O) on sandy soils. And on sandy soils we need to "spoon feed" potash, since there is limited cation exchange capacity to hold the K ions in the soil.

Other nutrients used on turf include sulfur, iron and other micronutrients. The response to these nutrients will vary with turf and soil conditions. The turf manager should be familiar with local conditions dictating the need for these nutrients. Managing turf soils when soluble salts (saline) or high sodium (sodic) conditions exist requires evaluation of both physical and chemical soil factors.

The importance of irrigation water quality and volume, drainage and—in the case of excess sodium—the use of

gypsum, must be understood to deal with these problems. Wise use of soil tests is essential for proper management of saline and sodic soils.

Biological soil management

Biological soil components include the activities of both desirable and undesirable organisms. The decomposition of soil organic matter and release of nutrients and other materials to help maintain good soil structure are desirable.

Thatch decomposition is accom-

"It cuts big jobs down to size!"

"We were impressed with other stringtrimmer/brushcutters until we tried THE GREEN MACHINE® Model 3000SS. Now we know the others just can't compare.

We cut briars an inch in diameter with this stringtrimmer, then switch to the blade for anything up to three inches.

"It's one heck of a unit. We put 30-35 hours a week on it for four years and there's just as much compression as when it was new. It's tough!

"Now we're looking forward to the new technology of The Panther series so we can tackle even more jobs."

—Anna & David Cook, Green Thumb Gardening, Crescent City, Calif.

Introducing The Panther. Another great Expand-It® System from THE GREEN MACHINE®, designed especially for the professional landscaper.

Stringtrimmer/Brushcutter

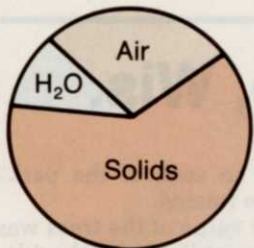
- 24.1cc commercial engine with 1.3 horsepower
- All position state of the art carburetor
- Anti-vibration harness
- Patented Tap-For-Cord™ string release
- Brush and saw blade capabilities
- Interchangeable with 3 other yard care tools



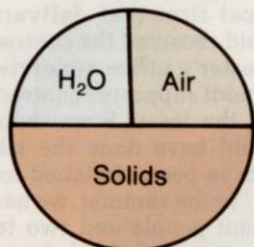
The Green Machine®



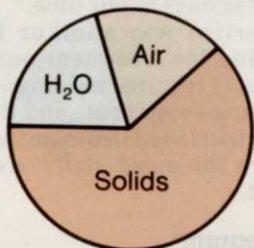
HMC, P.O. Box 560, Long Beach, CA 90801-0560
20710 So. Alameda St., Long Beach, CA 90810



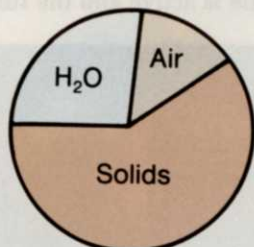
single grained sand



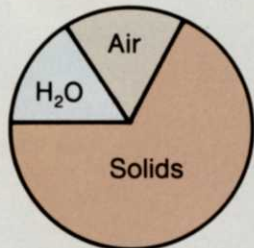
typical "ideal"
loam soil with good structure



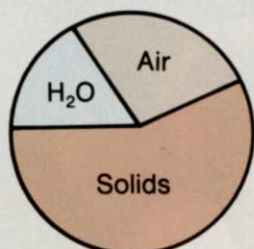
loam with a little sand added



compacted loam



wide particle size range sand



loam with enough
sand added to permit
bridging of sand particles

plished by a range of soil organisms from large, like earthworms, to the smallest bacteria.

Another desirable activity of soil organisms is their ability to biologically break down certain pesticide residues. This helps prevent accumulation of pesticides. This would be undesirable, however, if the pesticide's residual activity is shortened enough to make its use impractical.

Other detrimental activities are caused by pathogens, insects and nematodes. Some of these may be ac-

tive on the grass above the soil, while others are primarily active in the soil. Knowledge of their life cycles and the effect of soil management practices on their activity will help keep the impact of these pests at a minimum. In the past, major emphasis has been placed on chemical control of most turf pests.

As this science of turf management improves, we are learning more about the impact of fertilization and watering on pest management. Coupled with predicting pest problems more
continued on page 86

Expanding your business is our business!

Introducing The Panther, another great Expand It® System from THE GREEN MACHINE® that landscapers have come to trust for performance, durability, and serviceability.

Now, you have the four most needed tools in one efficient system. Here are your Stringtrimmer/Brushcutter, Edger, Weeder/Cultivator, and Blower — all available to you with a single twist of a single knob on the easy-to-hold, well balanced, and lightweight shaft. Plus, this patented coupling system permits you to disassemble your equipment and securely lock it in the cab of your truck.



Professionals are getting expanded use and expanded profits by going with The Panther — the Expand-It® System with the power, reliability, and versatility you need season after season, year after year.

The Green Machine®

HMC, P.O. Box 560, Long Beach, CA 90801-0560
20710 So. Alameda St., Long Beach, CA 90810



Soil texture and rooting depth effects on water available to turf.

Texture	Available soil water, inches		
	Rooting depth		
	12 inches	6 inches	2 inches
Medium sand	0.4	0.20	.07
Fine sand	0.7	0.35	.12
Loamy sand	1.0	0.50	.17
Sandy loam	1.3	0.65	.21
Loam	1.8	0.90	.30
Silt loam	2.4	1.20	.40
Clay loam	2.2	1.10	.36
Clay	1.9	0.95	.31

precisely through modeling, we are already able to reduce the use of chemicals for certain diseases. This should help us reduce pesticide use. Using biological pest control will further reduce our dependence on chemicals, though some use of chemicals will surely be necessary in the future.

The residue of chemical applications ends up in the soil for the most

part. Thus, when using pesticides, knowledge of soil effects on their longevity and activity is important. Maintaining a "high" level of activity of the desired organisms in the soil should be the objective of biological soil management.

Theoretically, this should limit the activity of the undesired organisms. The question is, how can this

be accomplished?

We know that proper pH, moisture, oxygen and food sources are needed for soil microorganisms to be active. In this regard, using sand provides a medium less conducive to maintaining desired organisms. Extensive use of certain pesticides may control the target organism(s); but questions can be raised about how they affect non-target organisms.

Little research has been conducted on these effects. But work by Joe Vargas, Ph.D, and his staff at Michigan State University indicates that some organic materials amended with selected organisms can reduce activity of certain diseases. And our work indicates that thatch may be reduced by applying certain organic products. It is clear, then, that enhancing desired biological activities with selected products offers great promise.

The turf/soil environment is a very dynamic and complex system. Knowledge of the soil's physical, chemical and biological properties and how they interact with each other and the turf can help us make better management decisions. The result should be better quality and more stress-tolerant turf. **LM**

This Is What PGMS Is Doing For The Grounds Manager



If you haven't checked out the Professional Grounds Management Society recently, then you're in for a surprise. We're offering a bundle of new benefits that make joining PGMS more rewarding than ever! Here's what we've been up to and how you can benefit:

ANNUAL CONFERENCE AND TRADE SHOW - The yearly forum bringing together grounds managers, top speakers, and suppliers for the sharing of knowledge and ideas.

NEWSLETTERS - A newsletter is mailed monthly to keep members current on the affairs of the Society and the latest developments critical to successful grounds management.

CERTIFICATION - Voluntary peer review of acceptable competence to enable you to become a Certified Grounds Manager.

RETURN OF DUES PROGRAM - All renewal dues will be credited to your return of dues account. Upon retirement all renewal dues paid by you will be refunded.

INSURANCE - Included in your membership fee of \$5,000.00 accident and dismemberment insurance.

No matter how large or small your operation, **PGMS** is your source for the best, most meaningful grounds management information and help. Your membership investment goes to work for you immediately — that's the PGMS promise. Join now and grow with us!

AWARDS - Members are recognized for outstanding achievement in grounds management. Annual Grounds Maintenance Awards Contest.

GROUND MAINTENANCE ESTIMATING GUIDE

GROUND MAINTENANCE MANAGEMENT GUIDELINES

GROUND MANAGEMENT FORMS & JOB DESCRIPTIONS GUIDE

WORKSHOP TRAINING - Management skills covering all aspects of grounds management. Available to all sections of the country.

DISCOUNTS - Members receive discounts on Hertz, Avis and Alamo Rental Cars as well as discounts on a complete line of horticultural publications.

Clip and mail to:
**PROFESSIONAL GROUND
 MANAGEMENT SOCIETY**
 12 Galloway Avenue
 Suite 1E
 Cockeysville, Maryland 21030

(301) 667-1833

Send me more information on what PGMS can do for me.

Name _____

Company _____

Street _____

City & State _____

Zip _____ Phone _____