

WT&T

PRODUCTS

Dynamic Industries, Inc. has five models of its Swinger loader line, ranging from the 110 with an SAE operating capacity of 1,175 pounds to the 320 with an SAE operating capacity of 3,012 pounds. Model 210 (shown) features a 56.8-horsepower, water-cooled Continental gas engine. It has increased fuel holding, oil pressure and ammeter gauges, load sensing steering, and an optional fourth valve spool for secondary auxiliary hydraulic operation.

All loaders have 20 degree front-



rear frame oscillation and four-wheel hydrostatic drive for safe, stable operation over rough terrain with full loads. Total 80 degree articulated steering aids maneuverability in tight quarters.

Circle 712 on free information card

Lightweight Port-A-Lab, made by Maier Tree Care Service Center Corp., provides many uses for arborists, park superintendents, turf builders, grounds maintenance supervisors, golf courses, and nurserymen. Carry it in the front or back seat of your car or pickup. Some of the many items it contains: a microscope, microscope light, dissecting block, magnifying glass, soluble salt meter with test jar, four soil sample collection jars, six insect specimen collection vials, soil pH indicator, 100-foot lawn measuring tape, artisan trunk diameter tape,



inspection binoculars, sub-soil moisture tester and tester probe, soil thermometer, pruning shears, dissecting knives and probes, reference book, soil sample extractor, styrofoam block for probing instruments, drawer for extras, and a master padlock.

Circle 707 on free information card



With 71" SIDE DISCHARGE MOWER in Heavy, Wet Grass.



With 71" MULCHING MOWER Climbing Curb.



30 H.P.
DEUTZ
DIESEL

New... AND AVAILABLE NOW!

BUNTON

Diesel TRACTOR

WITH 61" and 71"
FRONT MOUNTED
ROTARY MOWERS

SIDE DISCHARGE or MULCHING TYPE

For Information or Nearest Distributor
Write or Call

BUNTON CO.


P.O. Box 33247

Louisville, Kentucky 40232 U.S.A.

Phone: 502/459-3810

Telex 204-340

Roseman Mower Corp.'s mowing attachment for verticutting fairways and other thatch areas is interchangeable with both the tractor-mounted and pull type Hydra-Gang mower. It is 30 inches wide and can be positioned with the Hydra-Gang reels in



any combination. High tip speed of the 54 heat-treated reversible blades removes runners without lifting turf. The blades are mounted on 18 spiders on 1 9/16-inch centers. One pin and one bolt holds each blade in place, making replacement easy.

Circle 714 on free information card

Each model of the Weed Eater, Inc. series XR trimmer/edgers is powered by a 2-cycle 26.2cc engine positioned at the top for good balance and handling. Each features solid-state electronic ignition.



Both the XR-50 and XR-70 have the convenient "Tap-N-Go" cutting head which feeds out additional nylon cutting line when tapped on the ground. The XR-90 has a twin-line cutting head which can be replaced with a metal blade for brush cutting.

Circle 711 on free information card

Only a few great grasses made the Super Bowl lineup.

Derby

Turf-Type Perennial Ryegrass WAS ONE OF THEM.

Exceptionally fast germination, rapid development of a deep, strong root system, beautiful dark green color, excellent mowing qualities and fast response to fertilization are a few of the qualities required of a playing field or park turf.

Derby offers them all. That's why it was an integral part of the mixture that produced the top quality turf the nation saw at Super Bowl XIII.

Long known for its ability to produce a marvelous putting surface on winter putting greens in the Southern U.S. as well as for elite permanent turf in the North, Derby has yet other advantages.

It is in continuing good supply and is probably the most modestly priced of the elite turf-type perennial ryegrasses.

DERBY TURF-TYPE PERENNIAL RYEGRASS

Germinates in less than a week under ideal conditions

Mixes nicely with other fine quality turf grasses

Tolerates a wide range of soil types from sandy to heavy clay

Normal mowing height is 1-1/2 inches, but will thrive as low as 3/16"

Derby is registered with the Plant Variety Protection Office (PVPA No. 7500009)




Distributed By

INTERNATIONAL SEEDS, INC.

P.O. Box 168 • Halsey, Oregon 97348
A/C 503 369-2251 • TWX 510/590-0765

Circle 104 on free information card
JANUARY 1980/WEEDES TREES & TURF

Heavy-duty auger XHD from the McMillen Div. of States Engineering Corp. comes in three diameters — 12, 15, and 18 inches. All three sizes feature a 9-inch pilot drill which precuts the hole for the larger



diameter auger. Helicoid flighting, for strength and low weight, is welded to a 3-inch-diameter steel pipe. Replaceable carbide cutting teeth are standard.

Fixed length or variable length extensions are available for providing digging depths to 8 feet. A collar on

the variable length extensions adapts the auger to other digger heads.

Circle 702 on free information card


Model 5315 "fluid heat" high pressure washer from Northeast Industries, Inc. uses its manufacturer's vertical heat coil and burner design to provide 185 degree F. operating temperature for cleaning at a total output of 1.5 gpm. The lightweight gun and hose reduce operator fatigue and the



metered detergent system helps you save on application.

Circle 703 on free information card

The Epoke TM 60 automatic spreader for ice and snow control has traction drive — no engine and no hydraulics. The Thomsen Products, Inc. equipment lays a uniform pattern on every pass, regardless of wind, terrain, speed, or operator technique. A flow control handle regulates the amount of material to be spread by adjusting the tension of the holding springs. That amount will be



spread, no matter what the speed. The TM 60 weighs 475 pounds, holds .7 cubic yards, and is 74 inches wide. The TM 35 weighs 310 pounds, holds .4 cubic yards, and is 44 inches wide.

Circle 713 on free information card

Snowco Utility Trailers

...now even more versatile!



Ideal for hauling grounds maintenance equipment, golf cars and other bulky, hard-to-handle items, the proven Snowco line includes eight flatbed trailers with loading ramps or tilt decks, plus a box bed trailer with tailgate.

The design of the popular ramp loading trailers—with perforated steel decks—has been improved for increased versatility. Three models are offered with capacities of 1,150 and 2,100 pounds.

Five tilt trailers with perforated steel decks are offered with capacities of 1,000 to 3,500 pounds.

The steel box bed trailer—capacity 1,200 pounds, is available with an optional canvas or fiberglass cover.



Snowco

Division of Beatrice Foods Co.
4386 McKinley, Omaha, Nebraska 68112

Please send Utility Trailer information.

Name _____

Organization _____

Address _____

Phone _____

City _____ State _____ Zip _____

Circle 139 on free information card