


PRODUCTS



General purpose engines from Honda in the three to five hp range are now available. The engines are four-stroke, single-cylinder, side-valve, and forced-air-cooled. The GV-150 and GV-150A models develop 3.5 hp, have 144 cc displacement, and either horizontal or verti-

cal shaft. The G-200 is a 5 hp, horizontal shaft engine with 197 cc displacement. The smaller engines develop more than five ft. lbs. torque and the larger model develops nearly eight ft. lbs.

Circle 701 on free information card



Trailer for heavy equipment by Life-Time Products can haul up to ten tons of cargo. The trailer features an 8x20-ft. platform, four-ft. beavertail, dual axles, electric brakes, ten-ply tires, and three-in. I.D. eye pintle hitch. A goose-neck style hitch is optional. The trailer has a loaded height of 32-in.

Circle 702 on free information card

VERMEER...



Transplanting Trees? Removing Stumps? Installing Underground Service Lines? Cutting Tree Roots Under Sidewalks? Splitting Firewood? Vermeer Cuts Your Costs . . . In Equipment . . . In Labor . . . In Minutes!



Vermeer Tree Spades. Patented tree-moving/tree-packaging machines that automatically dig, ball, transport and replant shrubs and trees up to 25 ft. in height. Tractor-mounted, trailer-mounted, or truck-mounted units—plus complete multi-purpose landscaping machines that handle a tremendous assortment of dirt-handling functions in addition to transplanting trees.




Vermeer Trenchers. Multi-purpose underground machines with a wide variety of money-saving dirt-handling attachments. On tracks or rubber tires. With power ranges from 18 to 195 hp. With digging capacities of 4-36 in. wide, down to 12 ft. deep. Vermeer Vibratory Plows, for installing cable directly underground without damaging finished surfaces or landscapes.



Electrostatic crop spraying system by Eclipse Systems Inc. uses electrical attraction to reduce drift and dissipation and to increase dispersion of the spray pattern. It is a retrofit to all conventional spraying

systems and not a totally new installation. The manufacturer claims a 50 percent savings on insecticides with the system.

Circle 703 on free information card



Plastic edging by Ryerson holds landscape design lines and prevents encroachment of grass and weeds into planted areas. The 25-ft. sections are self-locking and the bottom lip back fills with soil during installation for positive holddown without stakes. Prices range from 39-64 cents per ft.

Circle 704 on free information card

IN MINUTES



Vermeer Stump Cutters. Fastest, easiest, most economical method of removing tree stumps. With our powerful machines, each equipped with a big hydraulically controlled cutting wheel that actually chews even large stumps chips 6-24 in. below the surface... minutes!



Vermeer Root Cutter. A great preventative maintenance machine that severs tree roots before they buckle sidewalks or streets. Vermeer Log Splitters, available as self-contained units or designed to operate off the



hydraulic system of your tractor. Instant firewood... with 22,000 lbs. of force.

Sure, We Demonstrate... Ask Us!

Vermeer



THE DIGGIN' DUTCHMAN

6110 NEW SHARON RD • PELLA, IOWA 50219 • (515) 628-3141

Circle 109 on free information card

OCTOBER 1978/WEEDS TREES & TURF

63



CocoBaskets are made of coconut husk fiber and provide plants with sustained moisture, controlled warmth, good drainage, and optimum root aeration. No liner is required and the CocoBaskets allow plants to root freely into the fiber and therefore direct planting into another growing medium. They are available with or without wire hangers in 8, 10, 12-in. diameters.

Circle 705 on free information card



New Ford backhoes provide increased lift capacity and digging capability. An extendable dipperstick is optional on the 15-ft. model which permits a digging reach of 23-ft. Twelve and fourteen ft. models are also available. Digging force has

been improved by increased hydraulic pressure, larger boom and crowd cylinders, new bucket geometry, and stronger bucket pins and header plates.

Circle 706 on free information card

Cut It!

Cut your grass and cut your risks with Mott flail safe mowers. Under conditions wet or dry, Mott cuts and mulches everything from fine lawns to high weeds.

Cutting widths from 38 to 88 inches and gangs to 19 feet. Mott mowers have built-in Long Life Durability and for you this means Best Value Purchase.

MOTT CORPORATION
514 Shawmut, La Grange, Illinois 60525. (312) 354-7220
The Original Flail Safe Mowing System



Circle 101 on free information card

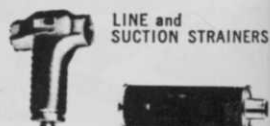
SPRAYING SYSTEMS CO.

TeeJet
SPRAY NOZZLES
AND ACCESSORIES



SPRAY BOOM CONTROL VALVES

PRESSURE RELIEF VALVES



LINE and SUCTION STRAINERS

Vari-Spacing, Split-Eyelet and Hose Shank BODIES and NOZZLES

SPRAY GUNS

Over 800 INTERCHANGEABLE SPRAY TIP TYPES AND CAPACITIES... tapered edge, even and wide angle flat spray... hollow and full cone... disc type hollow and full cone... and flow regulators. The most complete line for spraying herbicides, insecticides, fungicides, liquid fertilizers and foam solutions. All materials. For complete information write for Catalog 36... and for foam spraying ask for Data Sheets 13602 and 13626.

SPRAYING SYSTEMS CO.

North Ave. at Schmale Rd., Wheaton, Ill. 60187
Telephone: 312 665-5000 / Telex No. 72-8409




PROMPT SHIPMENT FROM STOCK

Circle 116 on free information card



PTO-driven blower by Atwater Strong enables a tractor operator to sweep 60-ft. swaths of leaves or trash. The Lo-Blow blows right or left and has finger tip controls on the tractor.

Circle 707 on free information card



Ten hp, single cylinder, four-cycle engine by Briggs & Stratton Corp. is designed for rugged service. The 22-cu. in. displacement engine has an aluminum alloy cylinder with chrome-plated piston for longer life

and better heat dissipation. A static balanced crankshaft and shorter piston stroke minimize vibration. The engine is available in horizontal or vertical crankshaft models.

Circle 708 on free information card

Get **GREATER USE** and **VALUE** from your **Chain Saw** with



Lumber Mills and Equipment

Now make smooth, ready-to-use Lumber

from your own trees and logs – where they fall and mill them to thicknesses from 1/2" to 14". Build low cost fences, sheds, outdoor furniture, etc.

Sharpen your saw chain fast and easy like a professional and save – with our Manual or Electric Sharpeners.



FILE-N-JOINT® Dial setting accuracy. File guide clamps to bar for easy on-the-job sharpening.

BREAK-N-MEND




BREAKER & RIVET SPINNER



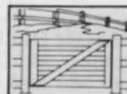
Precision Electric **GRIND-N-JOINT SHARPENER**

Fast and compact, Works off car or truck battery. Sharpens cutters and lowers depth gauges. Has 35 degree built-in angle marks and depth gauge attachment.

Combination Tool for repairs on or off the bar. Anvils adjust for all chain pitches to 3/8".



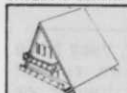
TABLES & BENCHES



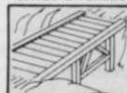
GATES & FENCES



BEAMS & PANELING



A FRAME CABIN



BRIDGES



DOCKS & FLOATS

MAKE YOUR OWN LUMBER AND BUILD THESE

GRANBERG INDUSTRIES, INC. 200 So. Garrard Blvd., WTT-10 Richmond, CA 94804
Send colorful **FREE** literature and location of nearest dealer.

Name _____
Company _____
Address _____
City _____ State _____ Zip _____

Circle 136 on tree information card