

PRODUCTS




FORD TRACTOR Model 9700, can now mount and use the rugged Waldon Dozer Blade with mounting kits just now being made available by the manufacturer, Waldon, Inc., Fairview, Okla. With the kit, the tractor can be fitted with straight Waldon blades in widths of 9, 10, 11, and 12 feet or angle blades of 9½, 10½, 11½, and 12½ foot widths. The new mounting kits come with all necessary hardware (except cylinders)

and an owner-operator manual showing in detail how to mount the dozer quickly and easily without manual lifting.

All Waldon blades and kits have a two-year warranty. They mount solid to the tractor frame for rigidity and strength. They operate hydraulically with two 8-inch stroke, 2½-inch bore cylinders, have adjustable cutting depth and a hold-out device to replace cylinders when they are needed for other machinery.

Other Waldon Dozer Blade features are: adjustable skid shoes; all replaceable parts; reversible and replaceable cutting edge; and heavy-duty end bits for cutting away at hard soils and other materials. An optional brush rack is available for mounting above the blade for better handling of loose material and protection of the operator.

Circle 701 on free information card



DEVAMARK BOUTMARKER provides clear guidelines to insure accurate chemical or granule coverage by dropping blobs of long-lasting foam at regular intervals on either side of the sprayer. The non-toxic foam lasts about 40 minutes, even in wind and drizzle.

The equipment pipes air from an

Snowco offers the all around utility trailer line



Model 20-005 with standard wheel covers



Model 20-002 with standard hub caps

Take your choice of eight flatbed trailers with loading ramps or tilt decks, plus a box bed trailer with tailgate. They're ideal for hauling grounds maintenance equipment and other bulky, hard-to-handle items.

Three trailers with ramps; two with perforated steel decks, one with wooden deck. Capacities 1,150 and 2,100 pounds.

Five trailers with perforated steel tilt decks. Capacities 1,000 to 3,500 pounds.

One steel box bed trailer with optional canvas or fiberglass cover. Capacity 1,200 pounds.

Send Coupon Today



Snowco

Division of Beatrice Foods Co.
4386 McKinley, Omaha, Nebr. 68112
Please send Utility Trailer Information

Name _____

Firm _____

Address _____

City _____ State _____ Zip _____


Circle 130 on free information card

electric compressor to a high density polythene container holding the specially formulated foam, which is forced through PVC piping to dispensers. Two pairs of dispensers are supplied: round tubes for solid foam blobs on bare soil, short grass or stubble; and fishtail-shaped attachments which lay ribbons of foam on long grass or standing crops.

The compressor, which uses about 7A power from the battery,

and the seven-gallon foam container are mounted in an integral unit measuring 12-inches wide by 16.5-inches high by 20.5-inches long. Standard fittings include a pressure gauge, pressure relief valves, battery cable, cab switch kit, and 80 ft. of three-quarter-inch bore dispensing hose. Foam comes separately in five gallon packs.

Circle 702 on free information card



GO CATCH-IT, a multi-purpose filter utilizing Zabel Disc Dams for liquid reclamation has just been introduced by General Equipment and Manufacturing Co. The filter may be used ahead of irrigation pumps for protection or as a filter when drawing water directly from a reservoir or stream. The adjustable Zabel Disc Cam assembly in the filter is normally set to filter out any biological sludges, water works sludge, light flocculent sludges or other particulates above 0.0625-inches and may be factory set for other sizes.

While the filter is self-cleaning, the assembly may easily be slipped out of the sewage and acid resistant PVC case for manual cleaning or a back-washing valve may be attached to the effluent tube for automatic flushing.

Circle 703 on free information card

"Sound Conditioned" M & M Brush Chippers

for...
less noise...
more efficiency




Applying engineering designs which "Sound Conditioned"* our industrial scrap reduction machinery, Mitts & Merrill can modify our brush chippers for low noise levels. At the same time, those engineering features which have made Mitts & Merrill the leader for years have been retained.

*Copyright Mitts & Merrill, Inc., 1973, 1974, 1975. All rights reserved.



Staggered knife pattern, for years a Mitts & Merrill feature, has always resulted in a lower noise level. First, by segmenting the noise source. Second, through smoother cutting action. Third, by producing smaller chips.



Optional torque converters and the heaviest steel cylinder — even without an external flywheel — combine to give positive cutting action under the most rugged conditions. Isolates the engine from shock. Minimizes maintenance.

Plus • Positive safety-lock pin for greater operator safety • Swing-away, folding feed chute protects cutting chamber; allows instant access and increases maneuverability • Heavy duty construction includes coil spring, torsion-type suspension, and box tubular steel frame.

mitts & merrill



Dept. WTT 52, 109 McCoskry St., Saginaw, Michigan 48601

Circle 109 on free information card



SUPERTRAPP, a new line of muffler/spark arrestors for almost all types of power equipment, is being

introduced by Discojet Corporation. Factory tests have shown that it averages less than half the noise level of competing mufflers and spark arrestors without sacrificing performance, according to Discojet. Supertrapp is USDA Forest Service Approved at 99.4 percent spark arresting efficiency and is multi-position rated. It offers rain protection in vertical mounting so that no flapper cap is required.

Supertrapp's patented "diffuser disc" design uses a stack of contoured discs to both dissipate and diffuse the noise. The number of discs used can be varied to accommodate engine size and silencing requirements. Because of this, only three basic modes are needed to meet all applications from two to 200-hp.

Model 2S is designed for gasoline engines up to eight horsepower, where minimum space is available. Model 3S is for gasoline and diesel engines from two to 70-hp. Model 5S can be fitted to gasoline and diesel engines in the 18 to 200-hp range.

Circle 704 on free information card



HYDRA-CUB SPREADER by Koehring Co. is a hydraulically-powered spreader with capability to spread sand, salt, seed, fertilizer or other materials in widths up to 40 ft. The hydraulic system requires only a small PTO or electric pump for operation. A single control valve provides control from the driver's seat. The Hydra-Cub holds nearly two cu. yds. of material. It mounts on pickup beds of seven ft., and on flat-bed and dump trucks. It is constructed of 12-gauge steel and weighs 700 lbs.

Circle 706 on free information card



WOODSMAN CLEARING machines by Royer Foundry & Machine Co., cuts a five foot swath through dense trees and brush. It can clear up to three acres per day and trees up to six inches in diameter. The Woodsman leaves a mulch blanket over cut areas, eliminating the need for hauling or burning. The cutting rotor casts chips forward and downward, not to the side, enabling use near



DIESEL PARKMASTER by Toro combines the benefits of diesel power and multiple reels for fast and reliable cutting. Reel gangs are raised hydraulically for easy transport. Five, seven, or nine reel units are available for cutting swaths from 30 in. to 18 ft. wide. Light kits, roll bars, and cabs are available of the Parkmaster. The diesel power source is made by Perkins. It has a four-cylinder, 236 CID engine with 16:1 compression ratio.

Circle 705 on free information card

Conwed[®] Hydro Mulch[®] 2000. It's in the bag.



Hydro Mulch[®] 2000 is a ready-mixed tackifier and mulch in one bag. That simplifies storage and helps eliminate loading errors. Application is fast and easy. Hydro Mulch 2000

fibers cut post job maintenance costs and provide protection against costly repairs and redo's. The special tackifier helps hold down the fiber mulch, seed and fertilizer while it protects against wind and water erosion. The fiber mulch holds water and stabilizes temperature variances for fast seed germination and strong plant starts. A temporary green dye permits monitoring of application and gives the job a finished look.

Write for informative brochure. Conwed Corporation, Environmental Products Division, 332 Minnesota St., P.O. Box 43237, St. Paul, Minnesota 55164. Phone: (612) 221-1144.

Circle 154 on free information card



innovative products for better environments

highways or buildings. The diesel-powered unit is available in models for mounting on loaders and dozers, PTO-powered for tractors, and a unit for mounting on Mercedes-Benz Unimog. Tractors over 80 hp can operate the Woodsman.

Circle 707 on free information card



SOIL TESTER Model 697-A, from

Hellige, provides tests for 14 chemical soil elements. Reagents and all necessary equipment are provided for making phosphorus, potassium, pH, calcium, magnesium, chlorides, nitrate and nitrite nitrogen, ammonia sulfates, aluminum, humus, manganese, ferric iron and plant tissue tests. Full instructions are also given for correcting improper soil conditions.

Guaranteed-permanent, non-fading glass color standards are included for accurate results. The tough water-resistant case contains all the supplies. Reagents are stable for a year or more.


Circle 708 on free information card

ELMPRO, an injectable systemic fungicide containing Arbotect, is now available from Hopkins Agricultural Chemical Company, for

combating Dutch elm disease. Mixed 1:1 with water and injected into the vascular system of an elm tree, Elmpro translocates throughout the tree with evidence of downward movement, as well as movement into new wood. Elmpro is said to be highly effective as a preventative treatment for healthy elm trees, and as a therapeutic treatment when elm trees show less than five percent crown damage due to Dutch elm disease.

Advantages claimed for Elmpro include: once-per-season treatment; excellent residual of Elmpro in the tree to protect against late season infections by second broad bark beetles; and low volume of injection solution required per tree. Elmpro is injected either by gravity or low pressure injection equipment.

Circle 709 on free information card



BIG JOHN: Big Trees, Big Profit.

- Fastest transplanter available.
- 78" width handles 7000 lb. root ball.
- BIG TREE transplanter returns investment quickly.

Prospectus of investment plus demonstration without obligation. Inquiries invited:

Gerald Bredlau
5362 Clarice Circle
Stevens Point, WI 54481
Telephone (715) 341-2895



**big trees
today inc.**

Dealerships available in select areas.

Circle 119 on free information card
WEEDS TREES & TURF/JULY 1978

BUNTON.

The Bunton Breed



Introducing the 36 inch cut Bunton Rear Discharge mower. A new design deck allows close trimming on both sides, helps prevent windrows and gives you a clean manicured cut (not that just-cut look). The new variable speed drive gives a wider range of ground speeds. The 3 gallon fuel tank and Hi-Way front caster wheels are standard equipment. This new mower is designed for fine lawns and rough areas. The finger tip control gives the same easy handling and hill-side stability and maneuverability as the other Bunton Self-Propelled models. Also available is a new 52 inch rear discharge mower.

Bunton Co. • 4303 Poplar Level Rd. • Louisville, Kentucky 40213 U.S.A.
Phone 502/459-3810 Telex 204-340

Circle 114 on free information card

High speed Hypro Centrifugals

help you get
the job done right!



Whether you're spraying fertilizer or herbicides or insecticides, Hypro Series 9200 pedestal-mount centrifugal pumps give you nozzle pressures to get the job done right! Even with those long discharge lines, Hypro centrifugals deliver. Check 'em out. Rugged, dependable, economical Hypro centrifugal pumps—and a full line of accessories. Send for your free Hypro Sprayer Pump Handbook or pump catalog today.

Series 9200 Hypro pedestal centrifugals offer capacities to 130 gpm, handle pressures to 170 psi and speeds to 6000 rpm. Compact, engine driven model features space-saving side-by-side mounting.



**Choose gear
or hydraulic drive.**



Hypro Series 9000 gear-driven centrifugals mount directly on 1 3/8 inch PTO shafts.

Hypro Series HM9200 centrifugals come complete with hydraulic motor.

Hypro
A DIVISION OF LEAR SIEGLER, INC.
347 Fifth Ave NW, St. Paul, Minn. 55112 • (612) 633-9300

Circle 110 on free information card

REACH-ALL MODEL HD5150 has a 150-ft. nominal working height, 46-ft. side reach and a two-man fiberglass basket with 600-lb. capacity. It is equipped with four double-acting hydraulic cylinders to lift the lower boom providing two cylinders in compression at all times. The upper boom is equipped with two double-acting cylinders, providing one cylinder in compression at all times.

The lower boom, fully telescoped, can be placed in vertical configurations within the limits of 84-88 deg. and the upper boom is capable of 136 deg. articulation. Model HD5150 has been tested and certified for bare hand work on lines carrying 765 KV and withstood switching surge tests up to 1,560 KV.

Circle 710 on free information card



NEW TANDEM FRAME for tractors, produced by Herder B.V. of Middelburg, the Netherlands, facilitates mowing and cleaning ditches, with such accessories as mower arms, rakes, grass collectors, clapper mowers, disc mowers, and dredging and excavating buckets. The frame makes it possible to interchange the implements and adapt them to the tractor's hydraulic system without difficulty, according to Herder B.V.

The frame is mounted on four wheels and the arm can be rotated through an angle of 120 degrees. The hydraulic system is located on the tandem frame and is controlled by cables from the tractor.

Circle 711 on free information card



"NARROW PACKAGE" for skid-steer loader models is available from Sperry New Holland. The package, which features a 47-inch wide utility bucket, is available on their 22 hp model L-325 and 30 hp models L-425 and L-445. The new configuration, reducing bucket width by seven inches, is designed to permit loader use in and around buildings with narrow aisles, passageways or doorways. It also permits transporting the loader in a pickup truck.

The package includes 5.70-15 chevron-tread tires and wheels and redesign of the boom hose fittings to conform to the new configuration. Operating loads (SAE) are unchanged for the three models — 900 lbs. for the L-325, and 1,000 lbs. for the L-425 and L-445.

Circle 712 on free information card



Vandermolen has developed a new heavy duty model DIADEM Brush Chipper powered by a 16 HP Kohler engine. This new chipper features heavy duty bearings that are 33% stronger than the lower HP units. A double V belt drives the unique DIADEM rotor.

The DIADEM Chipper offers a rotor design similar to those used in large tow-behind chippers. The solid rotor has two cutting knives almost 1/2" thick that slice through clumps of brush in a matter of just a few seconds.

The units are available on fully pneumatic wheels or as skid units. The wheeled model is very maneuverable because of its small 32" wheel base.

Circle 713 on free information card