

WT&T

PRODUCTS



POWERFUL DIESEL TRACTOR features 12 speeds (3 in reverse), quiet operation, and two or four-wheel drive. The 25-hp Bull, by Satoh Agricultural Machine Mfg. Co., has a two-cylinder, water cooled, overhead valve engine and hydraulics that are live with position

control, flow control, and lift lock. Operator station emphasizes comfort and easy control.

Circle 701 on free information card



TOW-BEHIND SWEEPER from Sweepster Inc. can be towed by truck, tractor, or other utility vehicle to sweep paved areas. The TP-60 can be towed at highway speeds for fast transport and is designed for quick change to towing vehicle. Brush is

powered from the prime mover PTO. Mechanical or hydraulic brush drives are available for various applications. Over-the-brush pickup simplifies operation and hydraulic dumping of hopper increases efficiency.

Circle 702 on free information card



SKID MOUNTED SPRAYERS for high-volume field operation and road speed efficiency is made by Ag-Chem Equipment Co. Tank size varies from a 300-gal. polymer tank,

Most good golf courses, parks and home lawns have something in common — FINE LEAFED FESCUE

Oregon Fine Fescue - thrives in shady areas, does well in dry spells, germinates fast and blends well. Its straight-growing habit holds the grass up for even mowing, and Oregon grown Red Fescue even creeps to cover the spots left when other grasses fail.




Oregon Fine Fescue the grass seed on which
the best mixes are built.

For a brochure and sample, write: Oregon Fine Fescue 1349 Capitol N.E. Salem, Oregon 97303

a 400-gal. polymer or stainless tank, and a 500-gal. stainless tank. All tanks feature large fill holes, full-length stainless steel sparger for chemical agitation, and large gathering sump for complete emptying. Sprayer unit fits in almost any pickup truck bed and has adjustable controls.

Circle 703 on free information card



ELECTRIC DIAPHRAGM VALVE

from Johns-Manville has no minimum flow restrictions and uses a three-way solenoid operation. Series 930 valve is available in five models for various irrigation uses. Solenoid operation is designed to eliminate continuous internal flow, reduce the chance of malfunction, and reduce the incidence of water hammer. Valve is grit resistant and includes a water filter for longer wear.

Circle 704 on free information card



IRRIGATION CONTROLLER from Batrow Inc. is designed specifically for residential and commercial applications. Model 111-12 can control up to 11 zones with timing up to

several hours per zone. Controller features a heavy gauge steel cabinet with lockable cover and a hinged control panel for easy access in installation and service.

Circle 705 on free information card



ONE-MAN EARTH DRILL by Ground Hog Inc. eliminates torque kickback by using a right-angle drive line, which permits drilling close to walls and fences. Handle bars swing to three positions for normal drilling,

VERMEER:



Nobody offers you more ways to increase productivity and reduce land improvement expenses than Vermeer.




Vermeer Tree Spades. Patented tree-moving/tree-packaging machines that automatically dig, ball, transport and replant shrubs and trees up to 25 ft. in height. Tractor-mounted, trailer-mounted, or truck-mounted units—plus complete multi-purpose landscaping machines that handle a tremendous assortment of dirt-handling functions in addition to transplanting trees.



Vermeer Trenchers. Multi-purpose underground machines with a wide variety of money-saving dirt-handling attachments. On tracks or rubber tires. With power ranges from 18 to 195 hp. With digging capacities of 4-36 in. wide, down to 12 ft. deep. Vermeer Vibratory Plows, for installing cable directly underground without damaging finished surfaces or landscapes.

close drilling, and easy repositioning when auger is attached. Model 1M drill features a 5-hp engine, 4-ft. drilling depth, 16-in. tires, and augers in diameters from 2 to 12 in.


Circle 706 on free information card



SPRAY HEADS provide precise control of droplet sizes through a selection of replaceable porous sleeve assemblies. Models 360 and 361 Beecomist heads from Beeco Products Co. will deliver fluid sprays, wettable powders, and heavy flowable

sprays in 20-100 micron droplets. Delivery rate of 1 oz. to 8 gal. per min. permits decreased loads, use of smaller equipment, and greater efficiency. Hydraulic or electric drive is available.

Circle 707 on free information card



TEMPORARY FENCING by Ross Daniels Inc. is made of nonburning plastic mesh that can be attached to stakes for lawn protection. Each package of fencing measures 50 x 3 ft, costs less than half that of metal fencing, and is reusable.

Circle 708 on free information card



HERBICIDE APPLICATOR from Vandermolten Corp. uses a ribbed roller alongside shrubbery to prevent drift of weed killer into adjacent plants. Roller coats and flattens entire weed surface for even spreading. Model BP27 Driftmaster has a 5½-gal high density polyethylene tank.

Circle 709 on free information card

BIG SAVER



Vermeer Stump Cutters. Fastest, easiest, most economical method of removing tree stumps. With four powerful machines, each equipped with a big hydraulically controlled cutting wheel that actually chews even large stumps to chips 6-24 in. below the surface . . . in minutes!



Vermeer Root Cutter. A great preventative maintenance machine that severs tree roots before they buckle sidewalks or streets. Vermeer Log Splitters, available as self-contained units or designed to operate off the



hydraulic system of your tractor. Instant firewood . . . with 22,000 lbs. of force.

Sure, We Demonstrate . . . Ask Us!

Vermeer



THE DIGGIN' DUTCHMAN

6104 NEW SHARON RD. • PELLA, IOWA 50219 • (515) 628-3141

Circle 132 on free information card

APRIL 1978/WEEDS TREES & TURF

97