

# New Products





**NEW FEATURES:** Automotive steering and shock absorbers are new standard features on 1976 model Cushman Runabout vehicles. Other standard features on the three-wheel utility cart include turf tires, front shocks and a utility pickup box measuring 46 in. x 34 $\frac{3}{4}$  in. x 14 in. Equipment options include front bumper, speedometer, overload springs, steel cab with cloth or steel doors and an exhaust spark arrestor set.

Circle 701 on free information card.

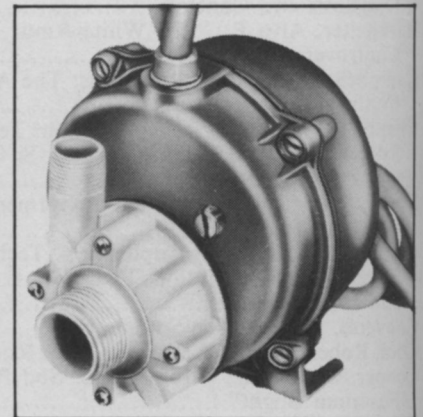
**COMPACTOR:** This unit mounts on a backhoe boom and rolls along the full width of a trench during backfilling. It uses the hydraulics of the boom for back and forth movement and uses the weight of the backhoe for compacting the soil like the sheepsfoot roller it resembles. The unit is manufactured by Earth Pack Industries.

Circle 703 on free information card.



**RAKE:** York Rakes introduces this new unit designed and built specifically for use with the new 20 to 30 HP tractors. Up until now, according to the manufacturer, landscapers using this new breed of tractor had to resort to rakes built for other horsepower ranges. This unit features welded steel construction and a seven foot working width. The rake can be drawn straight across for leveling and spreading soil, or can be angled to the right or left to discharge excess soil, rocks and debris.

Circle 702 on free information card.

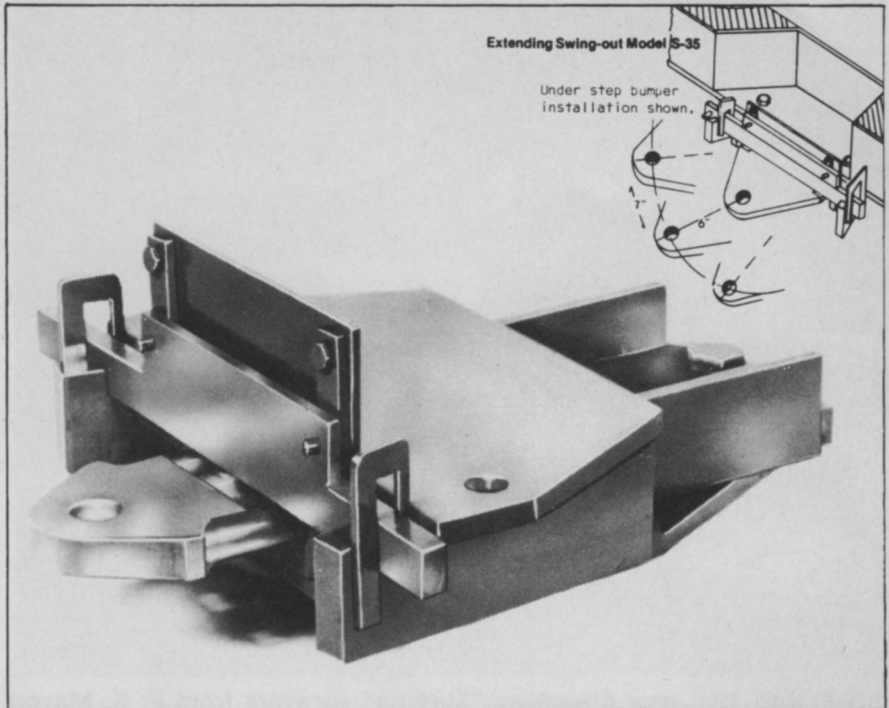



**PUMP:** This new 115 VAC centrifugal pump can be operated in or out of water and is engineered for continuous operation, says Proven Pumps Corp. Designed specially for silent, efficient, continuous circulation of water and other liquids, the pump is easily unclogged when necessary.

Circle 704 on free information card.

**SLOPE RUNNER:** Slope Tractor, Inc., introduces this new tractor with a rotary mower to complement its line of tractor and mowing machines that, according to the company, operate with safety, efficiency and comfort on sloping terrains. The unit has axles which tilt right or left, thirty degrees for mowing on grades up to 1.73 to 1.0. For operator comfort, the driving axle remains parallel to the slope while the driver and engine and wheels remain vertical. It also features a 2-post roll bar. The tilting mechanism is hydraulically operated with an automatic leveler.

Circle 705 on free information card.



**HITCH:** Here's an extending swing-out model hitch from Superflex Hitches that features an 80,000 lb. rolling load capacity for cars, trucks or tractors. The company claims it has a maximum 1,500 lb. tongue weight. The hitch extends out from the housing and swings onto the trailer tongue, making it possible for one man to hook-up the load. By backing up the towing vehicle, the hitch automatically locks into place. A cushion of Goodyear Neothane acts like a shock absorber to take out the tugging, swaying, or jerking caused by trailing loads.

Circle 707 on free information card.

**LIFT:** Maxon Industries claims this portable lift unit requires no underground post holes yet it has the strength to lift passenger cars, pick-up trucks, and vans weighing up to 7,000 lbs. The lifting capacity of this unit is designed for general repair work. It features three position settings which lock automatically at 14 in., 24 in., and 28 in. It incorporates all the safety and convenience of previous models, plus an extra margin of lifting strength for heavier loads, says Maxon.

Circle 706 on free information card.




**FITTINGS:** Lasco Industries introduces these new gasketed pressure fittings for water distribution and irrigation systems. Extra-depth sockets in the fittings maintain integrity of the seal and compensate for earth movement, uneven trenches, expansion and contraction of the pipe, as well as lateral movement, says the manufacturer. These units use the supremacy of a sphere as the strongest shape for a pressure container.

Circle 708 on free information card.



**SWEeper/BLOWER:** The Lindell Power Sweeper is made almost completely of cast aluminum which is said to be a very dependable structure with a low maintenance factor. The four-wheeled machines are built in two sweeping widths, 24 in. and 27 in. Both units use a 3½ HP Briggs and Stratton gas engine. The 24 in. model has a breathing-type bag and the 27 in. unit has a larger dust resistant bag with a large zipper. Also new is an optional feature of a multi-directional blower discharge nozzle.

Circle 711 on free information card.



**TURFLINE:** Two new fiberglass "Turfline" sprayers from F. E. Meyers can be mounted on all utility cart boxes, as well as a Cushman Truckster chassis. The units are said to be effective in turf maintenance — fairways, greens, lawns, etc. — tree maintenance as well as for mosquito control. The TL40ESG is rated at 40 gpm and 30 psi, while the TL10ESG delivers 10 gpm and 30 psi. Ratchet ball valve with remote control rope actuator is standard. Many options are also available, including stainless steel booms with dripless nozzles, spray guns, anchor mounting kits, trailer kit with Terra Tires, etc.

Circle 709 on free information card.



**SPRAYER:** Universal's new Spray Doc features a non-corrosive polyethylene tank, a foldaway handle and quick-pressure pump, easy-grip discharge system with thumb release, an extra large filler cap and a tamper-proof automatic pressure release safety valve. The unit is available with tank capacities of 1½, 2 and 3 gallons.

Circle 712 on free information card.



**DIGZ-ALL:** This unit is equipped with a 37 HP Wisconsin VG4D engine. It is built primarily for heavy-duty trenching, says the manufacturer. ROPS and fully hydraulic backfill blade are standard components. Ground drive for trenching is infinitely variable and hydraulic. Trenching depth range is from 40 in. to 82 in. with a range of 5 in. to 18 in. trench width. Digging speed is 0 to 30 fpm.

Circle 710 on free information card.