

MAGNETIC CHARTBOARDS:
Spectrum Medical Industries, Inc., Los Angeles, Calif.

Put your company on the board with this easy to use, highly visible magnetic chartboard. It's available in five convenient sizes. Permanently printed grids are covered with a tough Mylar overlay. Grids per chartboard vary from 50 to 450. The Mylar coating accepts writing from crayons, wax pencils, fiber pens with non-permanent ink or even transfer lettering. The steel backing accepts all types of magnets. A long line of accessories makes these boards a versatile item. Ideal for plotting sales growth, budgets, forecasts, maintenance meetings, and many other important items. For more details, circle (701) on the reply card.



SPREADING SCRAPER: Eversman Mfg. Co., Denver, Colo.

Here's a precision spreading scraper that can load and spread six yards of dirt fast. It's operated with regular farm tractors equipped with two control valves. The cutting blade is held at a constant level while the bucket is being rotated to the full dump position. The gate is controlled with a pair of eight inch stroke cylinders. This feature permits the operator to feather out the load to the desired depth through the length of the dump area. Spread cylinders and extend bucket cylinders can be raised or lowered at the touch of a control. For more details, circle (702) on the reply card.



TRASH CONTAINER: Peerless Portable Metal Buildings, Inc., Santa Cruz, Calif.


This trash container was designed to keep out the midnight raids of wildlife. Its large, roomy design makes it ideal for use in commercial turfgrass areas as a refuse bin. Each compartment holds the equivalent of a 55 gallon drum. Overall length is 7 feet 8 inches, width is 2 feet, height is 30 inches. Weight is 380 pounds, empty. Construction is 14, 16 and 18 gauge galvanized steel and stainless steel piano hinges. Unit is equipped with skids on the bottom for easy movement from one area to another. Color is Forest Green. For more details, circle (703) on the reply card.



BRUSH CHIPPER: Municipal & Industrial Service Equipment Div., FMC Corporation, Pomona, Calif.

Need a quick way of disposing of trees and limbs. Try this brush chipper which boasts a 318 cu. in. V-8 engine. Rugged, safe feed table completely encloses rotor blade opening when unit is closed and locked. Rear located controls provide operator safety and convenience. A special feature is the exclusive, 6-sided disposable bed knife. Unit is available in standard and off-the-road models, in either 12 inch or 16 inch rotor blades. For more details, circle (704) on the reply card.






PLASTIC FLOW CONTROL VALVE:
Griswold Controls, Santa Ana, Calif.

This automatic flow control valve is based on a unique, patented principal in which a perforated cup moves in response to line pressures. Constant flow is easily maintained. The flow rate is set at the factory by the size of the perforations in the cup, and the strength of the spring that controls the position of the cup. Body of the unit is lightweight corrosion-resistant plastic molded from polyvinyl chloride (PVC) resin. Valve is available with either threaded or solvent-weld end fittings. Factory-set flow rates range from a half gallon per minute up to 150 gallons per minute. Unit is available in six pipe sizes, from 1/2 inch up to 2 inches. For more details, circle (705) on the reply card.




HYDRAULIC POWER WRENCH: Limb-Lopper Co., Inc.,
Santa Fe Springs, Calif.

Features of this new lightweight impact wrench include a uniquely located reversing valve that is easily operated by a flick of the thumb. The design of the valve reduces clogging and oil leakage. Called Powerench, the unit needs no new power source; it is designed to operate on the hydraulic system of aerial lift, digger and derrick trucks. Models are available for either open or closed systems. Motor generates 10,000 rps and takes four to six gpm at 2500 to 200 PSI. Socket speed is 1100 rpms. Wrench converts easily to a drill by just snapping in the chuck. For more details, circle (707) on the reply card.




HEAVY DUTY SPRAY HOSE:
American Hose & Reel Co., Marland, Okla.

A wide variety of spraying applications can be done with this type of thermoplastic spray hose. It is light in weight, remains flexible — even in conditions of extreme cold — and its cover won't mark sidewalks or buildings. The core tube and cover are polyvinyl chloride (PVC). It is reinforced with heavy-duty dacron and a thermoplastic cover is resistant to sunlight and weather. Working pressures are from 250 to 1,000 PSI in ID sizes from 1/4 to 3/4 of an inch. The company also makes hose for liquid fertilizer applications. It is a clear plastic tubing that is easy to check for even application. Working pressure is 75 PSI; average burst pressure is 300 PSI. For more details, circle (706) on the reply card.



SAND AND GRIT SEPARATOR: Laval Separator Corp.,
Fresno, Calif.

Remove as much as 95 percent of all sand and grit with this submersible separator. It's installed on the suction side of the pump. Unit has no moving parts or screens and requires no maintenance or back flushing. There is no significant reduction of flow with the separator. Pressure drop is less than 10 PSI. Unit can handle flow rates from 5 to 4,100 gallons per minute. For more details, circle (708) on the reply card.




FAST-SETTING EXPANSION CEMENT:
Hartline Products Co., Cleveland, Ohio

Called Rockite, this product has double the holding power of fully-cured concrete. It hardens rapidly enough to permit anchoring of studs to heavy machinery in a few hours. Product is mixed with water and poured into place in a semi-fluid state. Its hydraulic-type action causes it to expand slightly as it hardens, locking itself into place. It reaches an initial set in 15 minutes and develops a compression strength of 4,500 psi within one hour. Rockite is packaged in five sizes from one pound to 125 pounds. It may be used inside or out on both vertical and horizontal surfaces. For more details, circle (709) on the reply card.




OVERHEAD RACKS: Knaack Manufacturing Co.,
Crystal Lake, Ill.

If you have extra-long ladders or material to haul by pickup truck consider this new overhead rack. It has two side rails, three crossbars and four legs, all pre-drilled for easy assembly, with bolts furnished. Legs are bolted to the truck bed for maximum stability. In addition, the front crossbar of the overhead rack protects cab roof against damage. Racks are designed for pickup trucks with 8 feet or longer bodies. For more details, circle (710) on the reply card.



SELF-DUMPING GRASS CATCHER: Goodall Division,
Louisville, Ky.

Now you can dump clippings while on the go. This self-propelled mower is equipped with a new grass catcher which can be dumped by operating a control on the handlebar. Operator can dump clippings into windrows for easy removal, or can stop the mower to empty the hopper directly into containers. It is easily installed on the mower without the use of tools. For more details, circle (711) on the reply card.



ELECTRIC TRACTOR: Avco New Idea, Coldwater, Ohio

An electric tractor has the potential for many uses with a commercial turfgrass operation. It can nicely complement the maintenance schedule for electric golf carts and virtually use the same recharging system. This tractor is a 14 horsepower unit that has a variety of attachments as optional features. Standard features include automotive-type disc brakes, a dashboard switch that stops the mower blades in three seconds or less, a seat switch that cuts off tractor and attachment power the moment the operator leaves the seat, and a special return to neutral feature that prevents accidental restarting of tractor until key controls are in neutral position. For more details, circle (712) on the

