

ELECTRONIC pH METER: Scientific Instruments Div., Beckman Instruments, Inc., Fullerton, Calif.

Everything you ever needed to test soil pH is contained in this kit. Basic feature is the "pHistol" a pistol-shaped meter that provides accuracy of plus or minus 0.1 pH within any three units of standardized values. The meter reads soil pH from 2-12. A 9-volt transistor battery powers the all-solid-state instrument up to one year. Also included in the carrying case are: standardizing solution, a shorting plug to assure electrode accuracy, filling solution and battery. For more details, circle (701) on the reply card.



ROTERRA: Lely, Wilson, N.C.

If you've got a seed bed preparation job coming up, then the Roterra is for you. This power-driven rotary harrow features unique vertical tines which whirl through the soil, counter-rotating with a powerful "eggbeater" action. By raising or lowering the rear crumbler bar (the cylindrical looking device above) working depth of the tines can be adjusted and maintained with consistency from one to nine inches. Unit is designed for easy hook-up of spray nozzles and planter for a three-job-in-one trip. Seven models are available. Widths are 60, 80, 100, 120, 140, 160, and 180 inches. Number of rotors varies with each model. For more details, circle (702) on the reply card.



LANDSCAPE TRACTOR: International Harvester Company, Chicago, Ill.

International Model 2400A industrial tractor was designed for the landscape contractor or anyone else who need a medium-horsepowered tractor. It's available in a regular and Lo-Boy model and can be used for mowing, blade work, scarifying and scraping as well as loading operations. Engine is four cylinders with 157 cu. in. (gasoline) or a three cylinder diesel. Both are rated at 46 hp at 2200 rpm governed full load. Gear box is four-speed, synchronized, constant mesh, spur gear that's followed by a Hi-Lo-Rev sliding spur gear range. Thus tractor has eight basic speeds forward and four reverse. All hydraulic controls are on the operator's right; transmission control are on the left. There are no levers or handles to straddle. For more details, circle (703) on the reply card.



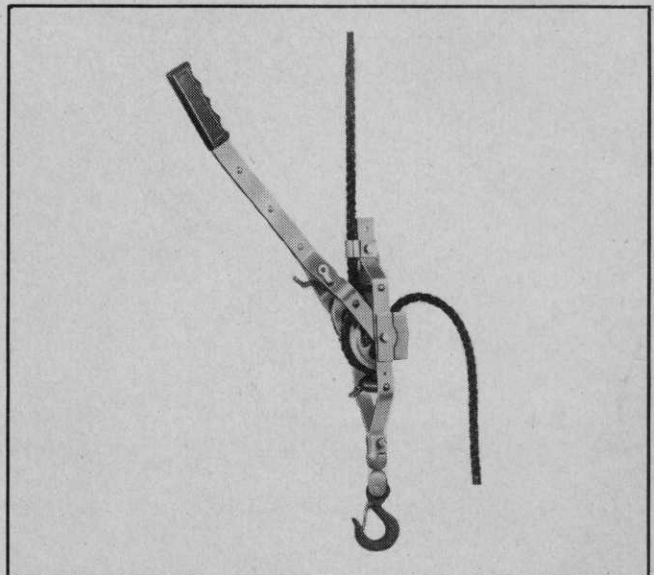
INDIVIDUAL TIRE PRESSURE GAUGE: Jackstraw Enterprises, Fairport, N.Y.

Simply screw this gauge on to the tire valve stem and presto, you have tire pressure at a glance — permanently. Tire pressure can be read quickly and accurately to within one pound by pressing the gauge unit down on the valve stem to activate the pop-up indicator. When gauge is released the indicator returns to its original position. Tires can be inflated or deflated directly through the gauge which functions as a valve stem extension. Each gauge is precision molded of rugged silicon rubber complete with dust cap. For more details, circle (704) on the reply card.



SMALL COMMERCIAL CHIPPER:
Royer Foundry & Machine Co., Kingston, Pa.

Manufacturer of this chipper claims that a new design concept makes for quieter operation. Available in both engine driven and PTO models. Design incorporates a rotating anvil with a combination disc-type chipping rotor and blower. Staggered blades, positioned into openings in the rotor, slice the material into chips and direct them through the blade openings for direct discharge. Rotor serves also as the chipper's flywheel. A torque converted on the engine driven model isolates the engine from sudden cutting shocks. Safety features include a deep-throated feed hopper, power cut-off switch and a protective curtain. For more details, circle (705) on the reply card.



POW'R-ROPE PULLER: Maasdam Pow'R-Pull, Inc.,
Burbank, Calif.

Here's a tool that is limited only by the imagination of the user. Rope puller is available in one-half ton capacity and is available with or without high test polypropylene line as an optional extra. There is virtually no limit to the length of pull or height of lift. Rope passes through the tool without coiling inside. Capacity can be increased further with the use of pulley blocks. For more details, circle (706) on the reply card.



SICKLE BAR MOWER: Jari Division, Mankato, Minn.


This friend is second only to a dog in faithfulness. Up, down, over, under, along and around is where this unit will travel to keep vegetation problems to a minimum. Unit is self-propelled. Floating sickle bars ranging from 16 inches to 60 inches give a cutting swath to meet almost every application. Mower is equally at home on smooth or rough terrain. Cutting height can be easily adjusted from 15/16-inch to 4½ inches. Mower is designed to take objects such as rocks, wire and glass without danger to the operator, bystander or the machine. For more details, circle (707) on the reply card.



VIBRATORY PLOW: Sod-Master, Minneapolis, Minn.


Pipe Piper, the original vibratory plow, is now being used to install lawn sprinkler systems because it fulfills the landscape engineer's requirements. Flexible or semi-flexible pipe up to two inches in diameter can be buried up to a 16 inch depth without removing turf. The two speed machine can bury pipe at a speed of 50 feet per minute in low gear and up to 150 feet per minute in high gear. Machine is easy to maneuver around corners or obstacles and can be operated by one man. For more details, circle (708) on the reply card.






PTO-4 SERIES 2 CHIPPER: Piqua Engineering, Inc., Piqua, Ohio

Larger blower, improved discharge chute, clutch to disengage powered feed roll and dynamically balanced rotor are among the many improvements of the Series 2 Lickity Brush Chipper. Unit will process up to four inches in diameter in soft wood and up to two inches in hard, cross-grained wood. A tractor with at least 30 hp at the power take-off shaft can handle the unit with ease. Chipper utilizes a hammermill type rotor with 18 hardened steel pivoting hammers. The end product is a shredded type chip that makes excellent mulch. For more details, circle (709) on the reply card.



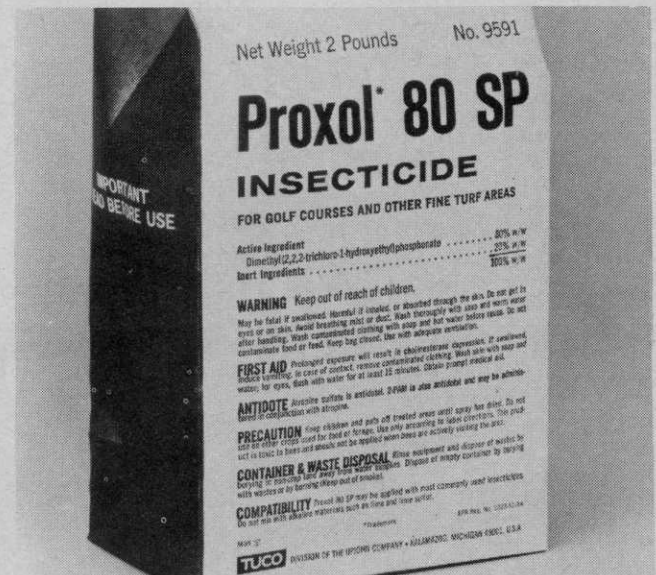
REMOTE CONTROL TEE VALVE: Rain Bird Sprinkler Mfg. Corp., Glendora, Calif.

This remote control Tee Valve was designed for use on large automatic sprinkler systems. It fills the need for a tee valve on above ground solid set irrigation systems. The tee pattern eliminates extra pipe fittings and reduces installation time and cost. Valve is a solenoid operated diaphragm valve with Grit Filter protection. A hydraulic model is also available. The three inch square tee valve is available with flow control and manual operator. Features a replaceable threaded brass seat, stainless steel stem guide and heavy cast iron construction. For more details, circle (710) on the reply card.




HAND VALVE: Fluid Systems Division, Tescom Corporation, Minneapolis, Minn.

Suitable for service on line pressures up to 10,000 psi, these hand valves are for use under severe, hydraulic/pneumatic control conditions. All metal parts are constructed of SST. Valve seats are Kel F and renewable; "O" ring stem seals are available in a wide variety of compounds. Control knobs are made of aluminum with a choice of seven different colors for use in panel coding systems. The 30-1200 series is available in angle or globe configuration with 3/4 inch or one inch ports for the tube, pipe or super-pressure installations. For more details, circle (711) on the reply card.




PROXOL 80 SP INSECTICIDE: Tucco Division, Upjohn Company, Kalamazoo, Mich.

Control sod webworms, cutworms and chinch bugs in turf this spring with this new insecticide. Researchers report that the compound is one of the fastest acting turf and ornamental insecticides on the market. It controls insects either on contact or ingestion into the stomach. Sod webworms and cutworms are killed within 48 hours of application. Manufacturer says that Proxol breaks down rapidly and does not accumulate in the environment. It has little effect on beneficial insects when applied according to directions. For more details, circle (712) on the reply card.



MINI SERVICE BODY: Reading Body Works, Inc., Reading, Pa.

If you're the owner of a Ford Courier, Chevy Luv, Datsun or Toyota half-ton truck and need a service body, then this new product will solve the problem. These bodies are scaled-down versions of full size standard and Spacemaker service bodies. Each unit provides organized carrying space for a large variety of equipment in weathertight lockable compartments. Construction is of heavy gauge steels integrally welded. Doors are double-paneled and highly resistant to corrosion. Locks are slam-action in operation and guaranteed to the original owner for the life of the body when properly maintained. For more details, circle (713) on the reply card.



HEAVY DUTY SHELVING: Aeroquip Corporation, Jackson, Mich.

This heavy duty shelving was initially designed for use aboard ocean-going supply vessels. Will hold up to 1,000 lbs. per shelf and can be installed to meet assorted width and height requirements. Available in steel and stainless steel. Pillars of the system fasten to both floor and ceiling and can mount shelving at higher levels than many types of storage racks. For more details, circle (715) on the reply card.



WATERPROOF FIRST AID KIT: General Scientific Equipment Co., Philadelphia, Pa.

It is an OSHA violation not to have a First Aid kit available for employees. This kit complies with the regulations and includes a balanced assortment of supplies. Kit is adequate for up to 10 persons. Contains three times as many small wound dressings and up to twice as many large wound dressings as other kits. Adaptic non-adhering sterile dressings for burns and complete first aid for eye injuries are also included. Case is dust-proof, rust-resistant and has rounded corners. Also has wall brackets and carrying handle. For more details, circle (714) on the reply card.



TRAILER TYPE HYDRO-MULCHER: Bowie Industries, Inc., Bowie, Texas

Here's a trailer type hydro-mulcher that has a capacity of 1,000 gal. It sprays, seeds, fertilizes, mulches, waters, sprigs simultaneously or separately as grounds planting or maintenance requires. Features include: heavy-duty construction, centralized spray tower and console control, longer throw of slurries and more even distribution over large or small areas and embankments. Unit can easily be pulled behind truck for quick set up. For more details, circle (716) on the reply card.

