



**QUICK-CHANGE LOADER:** International Harvester Company, Chicago, Ill.

Need a loader for a variety of jobs? Here's one where versatility was stamped across the design specifications. A quick-change plate attaches to the loader arms and cylinders of model 3200A. The operator then drives up to the attachment, engages the pins into the holes and hoists. The weight of the attachment automatically moves the bottom rings into position. No mechanical parts to malfunction or rust shut. Attachments include a variety of utility and dirt buckets, a blade, an adjustable fork lift, a lift boom, snow bucket, a bracket to mount a snow blower and a new 6-tine manure fork. For more details, circle (701) on the reply card.



**COMPACT 16 HP ENGINE:** Kohler Company, Kohler, Wisc.

You asked for it and here it is. A new 16-hp, air-cooled, cast iron engine that is within ¼-inch of earlier Kohler compacts and weighs but 4 pounds more. The new model K341 has low sound and vibration levels. An automotive-type muffling and inherent sound dampening features of cast iron make for quiet operation. Other features include full chrome rings for longer ring and engine life, new cylinder head for improved combustion, larger capacity air cleaner, re-designed porting and valving that contributes to optimum power output and automatic compression release to assure positive starting. For more details, circle (702) on the reply card.




**ELECTRIC CHAIN SAW:** John Deere & Company, Moline, Ill.

"Chained Lightning" is how the manufacturer describes this new model 7 electric saw. The compact unit has a 12-inch guidebar with chrome plated cutting edges. Saw construction uses ball bearings throughout for smoother, longer-lasting operation. All wire connections are welded, instead of soldered, to withstand high heat. If noise and pollution requirements are a factor in your operation, this saw is the answer. For more details, circle (703) on the reply card.



**M-418 TRENCHER:** Vermeer Manufacturing Co., Pella, Iowa

This trencher is equipped with an 18 hp, air-cooled engine, power steering, 4-wheel drive and a choice of flotation or traction tread tires. It will dig up to 12 inches wide, down to 60 inches deep, with four chain speeds forward, plus reverse. Dual augers may be raised or lowered to handle spoil close to the trencher or sweep it to the sides. Hydraulically-operated five foot backfill blade may be raised, lowered, or angles 30 degrees left or right. It features a replaceable alloy steel grader edge. Other attachments include a rear-mounted vibratory plow and an easy-to-mount auger boring tool that attaches to the backfill blade. For more details, circle (704) on the reply card.



**DE-ENDER:** C. & I. Manufacturing, Inc., Warsaw, Indiana

Remove drum heads the easy way with this heavy-duty, metal drum cutting tool. It eliminates unsafe uses of chisels or torches. Sturdy construction and low cost blade replacement provide a tool that cuts any size drum, and gauge of metal, to convert drums into reusable containers. For more details, circle (705) on the reply card.




**ROTARY VACUUM SHREDDER/BAGGER:**  
MTD Products, Inc., Cleveland, Ohio

SHRED-IT is a powerful 5 hp shredder/bagger that consumes all organic materials including branches up to 2 inches in diameter. It's designed for the organic gardener and the ecology buff who has a growing interest in compost. Hopper size is 19 1/4 inches square. It has a drop chute for rake feeding, a special 2 1/2-inch by 5-inch chipping chute, nylon mesh bag with patented slip-proof slide locks to accommodate a disposable plastic liner, and a 3-stage cutting action blade and hammer knives. It's portable. Moves around like a wheelbarrow on rubber tires and steel wheels. For more details, circle (706) on the reply card.



**TURF CARE SPREADER:** Avco Ezee Flow, Coldwater, Ohio

Here's a spreader designed for smaller areas of turf care—industry, estates, etc. It features a 54-inch spreading width and has a hopper capacity of 7.7 cubic feet or 500 pounds. Model 105 can be pulled by conventional tractors or the subcompacts with 10 hp or more. Superintendents of smaller courses will like the patented cam agitators which force material through the ports in the hopper bottom to assure accurate metering. An exclusive feed rate control permits exact control of spread rate. The spreader is ideal for spreading ice control materials in the winter and dust control chemicals at other times. For more details, circle (707) on the reply card.



**FRONT-MOUNTED MOWER:** Roxy-Bonner, Inc., Huntingdon Valley, Pa.

Model UM21-3W easily mounts on the front of small utility and garden tractors. Mowers up front help eliminate wheel tracks. Unit is highly maneuverable, swinging in and out around shrubbery. Visibility is excellent. Mower cuts a 56-inch swath. It is made of heavy cast iron construction with steel rollers. Available also is a unit for drawbar pulling in the rear which cuts a 90-inch swath. For more details, circle (708) on the reply card.

