



MOWER ATTACHMENT: Thomas Equipment Ltd., Centreville, New Brunswick, Canada

Convert the Thomas S/S Loader into a mower with this sickle bar attachment designed for all applications of grass cutting. Available with cutterbar lengths of five, six and seven feet, the operating range of the cutterbar is from minus 75 to plus 90 degrees. The sickle bar can be depressed below the loader level to cut ditches, banks and other hard-to-reach areas. The mower also trims hedges both horizontally and vertically. Mower is powered by a heavy duty reversible hydraulic motor with a built-in relief valve. Cutterbar is protected by heavy duty guards and the knife is made of three inch underserrated sections. For more details, circle (709) on the reply card.




ELECTRIC-HYDRAULIC TAILGATE: S & H Industries, Inc., Cleveland, Ohio

Designed to mount on standard half-ton and three-quarter-ton pick-up trucks, the Keysco-Matic Electric-Hydraulic Tailgate does not change the original styling of the truck. It utilizes the original tailgate with full rear view for safety. Truck battery powered, it is built to handle loads up to 1,000 pounds. No body or frame modifications are necessary. Installation is simple. Non-slip, Diamond Steel lift plate, all hoses and fittings are included. For more details, circle (710) on the reply card.



TRAILING MOWER: BMB Company, Inc., Holton, Kans.

Here's a new 48-inch trailing mower designed for use on estates, park areas, roadsides, schools, or anywhere light mowing is required. The BMB Suburban 48 attaches easily to any self-propelled vehicle. Alloy steel knives that cut material before it is bent to the ground are powered by an 8 H.P. motor with heavy duty centrifugal clutch. Shield and housing are 11 gauge steel, reinforced with two inch channel framing. Two inch runners, full length, prevent scalping. Hitch offsets 24 inches right or left and the long tongue permits easy, short turns. For more details, circle (711) on the reply card.



PRECISION BROADCASTER: Lely, Wilson, N.C.

Use Model WGR as a fertilizer broadcaster, seeder or for broadcasting granular chemicals. It is ground-driven and features flotation tires. A centrifugal forced feeding spreading mechanism assures a wide, uniform spread pattern up to 52 feet. The unit can be operated behind a tractor, truck or any vehicle with a hitch at speeds from three to ten mph. The spreading mechanism can be disengaged for towing at highway speeds. Capacity is 800 lbs. The hopper and feed rings are removable for fast, easy cleaning. For more details, circle (712) on the reply card.

