

**DIRECTA-SPRA:** Amchem Products, Inc., Ambler, Pa.

Compactness and spray drift control are the two features of this unit. It's small enough to be held in a man's hand yet capable of spraying a 20-25 foot swath. Powered by the 12-volt battery of a truck or spray unit on which it can be easily mounted with only one bolt. Considered ideal for roadsides, rights-of-ways, fencelines or other places where drift control is important. Standard or invert formulations can be applied with the Unit. For more details, circle (705) on the reply card.




**TRACTOR-POWERED ROTARY LAWN MOWER:** Wood Brothers, Inc., Oregon, Ill.

Three-point hitch convenience and high speed lawn mowing capability are built into this new tractor-powered rotary lawn mower Model RM 59 has triple blades and mows a five foot swath. Unit has high suction blades and features a single V-belt drive for smoother, trouble-free operation. Standard equipment includes adjustable side skids, dual rear casters and check chains for accurate control of mowing height. For more details, circle (706) on the reply card.




**CIRCULAR BRUSH SAW:** Limb-Lopper Co., Inc., Santa Fe Springs, Calif.

Here's a hydraulically powered nine inch circular saw designed for brush clearance and roundover work by street maintenance and utility line clearance personnel. Mark II, Model HRSA has a 20 degree offset angled rotary saw blade that cuts at 4300 rpm and rated at four horsepower. Angled cutting head enables operator to work ground level, on slopes or overhead with virtually equal facility. Weighs only 6½ pounds. Draws power from lifts, tractor and other hydraulic power systems. Shaft lengths may be specified 48 or 60 inches insulated or 48, 60 or 72 inches aluminum. For more details, circle (707) on the reply card.



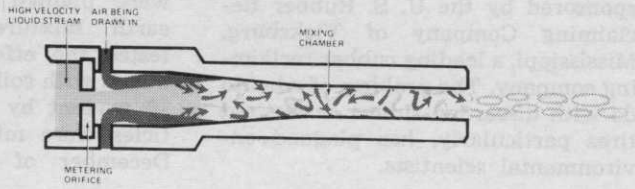
**TRUCK CRANE:** Weldex Corporation, Grafton, Mass.

Change a multi-man lifting job into a one man operation with this new Series T-25 truck crane. Boom can be set horizontally or raised to a 60 degree angle to give greater lift. Can be extended or retracted to meet most requirements. The worm type winch with positive self-locking can lift up to 2500 pounds with full circle swing. A standard 25 foot cable length permits maximum use as crane or as horizontal winch. For more details, circle (708) on the reply card.



**AERI-BOY AERIFIER: Hahn-West Point, Evansville, Indiana**

Simple flip over action allows transport of Aeri-Boy from one location to another. Designed to fill the gap between the small 30 inch and the wide 6 foot aerifiers, this unit has a 4 foot cultivating width and is equipped with nine 18 inch free wheeling discs for 90 aerifier spoons or slicing blades. A specially designed hitch permits the towing of three units for large areas. For more details, circle (709) on the reply card.



**DELA-FOAM A NOZZLE: Delavan Manufacturing Co., West Des Moines, Ia.**

Cover a broader range of applications with this new foaming nozzle designed specifically for aerial application. It can reduce spray drift by as much as 60 percent. Available in brass or aluminum and in sizes up to 8.1 gpm at 40 psi, the nozzle has large passageways to prevent clogging. There is no need for a foam generator. The two fluid air-aspirating nozzle delivers a straight stream pattern. Break-up of the pattern takes place within 3-4 feet of the nozzle orifice. For more details, circle (710) on the reply card.



**FIBERGLASS TRUCK TOOL BOX: Hemco Corporation, Independence, Mo.**

Travelite Tool Box with dimensions of 73 x 22 x 17½ inches provides a sliding tray available to either side. Concealed continuous piano hinge with self-locking stay-open braces and a built-in water drain. The color is molded-in white with a porcelain finish. Weight is 75 pounds. Ample space between tool box and truck floor is provided even though vision from rear truck window is not obstructed. Standard equipment includes locks and keys. For more details, circle (711) on the reply card.



**TOP DRESSER: Cushman Motors, Lincoln, Nebraska**

Apply dry or moist materials with this light cargo vehicle equipped with turf-saving 8.50 x 8 Terra Tires. The top dresser unit slides into the cargo space on the truck and is powered by the truck engine. The engine-ground speed governor keeps spreading at a precise speed to protect greens and delivers material in an even 36 inch pattern. For more details, circle (712) on the reply card.