

## Eron Invents Aerator and Water Treatment Device

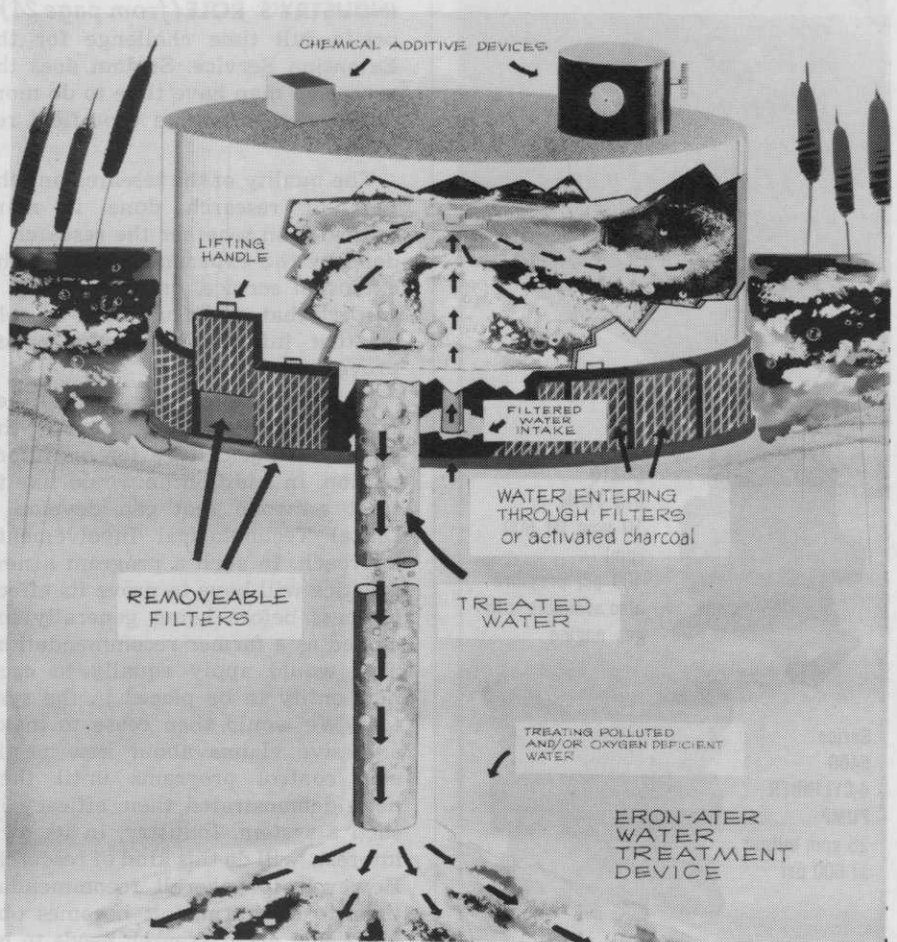
A prototype of an aerator and water treatment device is being developed by Robert E. Eron, Eronventions, St. Petersburg, Florida. The new machine provides a highly efficient transfer of oxygen or other chemicals to polluted water.

According to Eron, the aerator has, within its closed exchange chamber, a specially designed impeller located at the upper end of the water intake tube. The impeller slings finely divided water outwardly with considerable and controlled turbulence. Thus, the interfacial exposure of the water is increased.

Eron told WEEDS TREES and TURF the aerator floats on the water surface. The unit weight is less than 200 pounds and the unique design allows for only one moving part. It is powered by storage battery.

One aim of the aerator is to utilize the chamber of the device to build up a pressure head of treated water, says the inventor. This allows the pressure differential to force the

*(continued on page 39)*



## arched wooden bridges add that extra touch

If you have a creek wandering through a yard, utilize it by adding an attractive bridge to span the gap. Tie it in with a natural setting to enhance the overall appearance of the backyard.


These sturdy bridges can be assembled easily and quickly . . . one man can do it in about 2 hours. No footings are needed so special equipment is not necessary.

The Porta-Span® bridge is dipped with a wood preservative for weatherproofing. They are available without a railing, with a wood railing or chain and steel post railing. And they come in 3 and 5-foot widths with lengths of 8, 12, 16 or 20 feet.

Write for FREE, descriptive literature and prices on the Porta-Span® bridge.

## STANDARD MFG. CO.

220 East Fourth St. Cedar Falls, Iowa 50613



For More Details Circle (118) on Reply Card

◆ For More Details on Preceding Page Circle (140) on Reply Card


## ERON (from page 37)

treated water down to the bottom of the water. This feature can permit the unit's use in treating sewage and industrial wastes.

The aerator can also be used in mixing and adding concentrated

chemicals to water. An applicator can apply chlorine, bactericides, herbicides, and medications through the aerator thus insuring a good mixture and safe dilution.

Eron says that the aerator is useful in applying gasses to liquids without polluting the air environment.



## Canada Thistle Threat To Green Industry

Canada thistle, one of the most serious weeds in the midwest is a problem to farmers, nurserymen and industry alike. Many utility line, rail and highway rights-of-way and other noncropland are contaminated with this problem weed.

Canada thistle is a perennial plant and spreads by seed and a vigorous root system. It's difficult to control by chemical and cultural methods.

Amitrole, a good herbicide for controlling Canada thistle, can still be used on non-cropland, says Edward Stroube, extension agronomist at Ohio State University. It should be applied before the thistles reach the bloom stage for best control. Picloram (Tordon) is an excellent material for thistle control on non-cropland and can be applied anytime there is green foliage on the thistle plants. Tordon should not be used near desirable trees or shrubs nor near a water supply, Dr. Stroube cautions.

## Cuts twice as fast as most lawn tractors, hugs the ground for hillside safety



### NATIONAL 68-inch Triplex

Mows a 68-inch swath at speeds up to 4 miles per hour, a half acre in 15 minutes.

It's a turf-professional type mower, with three powered, free-floating reels that follow ground contour. It shears grass cleanly; doesn't leave unsightly "tip burn" as rotaries often do.

Reduces trimming time because the reels reach out over curbs, up to obstructions and in other hard-to-cut places.

Built to last—with Timken bearings, automotive-type transmission and a lip on the cutter bar to take years of wear.

Do your lawn job in about half the time and do it better with the all-mower mower, the National Triplex.

Other models from 25 to 84-inch cut.

Write for information.

**NATIONAL MOWER COMPANY**

660 Raymond Avenue, St. Paul, Minnesota 55114  
Phone: 612/646-4079