


FLEXIBLE WING HIGHWAY MOWER, FMC Side-Winder, Minden, La.

The Side-Winder Flex Wing 15 is designed and built for heavy duty highway type vegetation maintenance. It cuts a 15-ft. swath with flexible wings on both sides to follow graded slopes and soft contours. The wings fold up with hydraulic lifts for easy transport at eight-foot width. The power train consists of two independent high-speed gear boxes on wings driven by a combination drive and transfer box on the center section. All gear boxes are equipped with clutches for better equipment protection. The wheels are camber adjustable. A swivel hitch on the tongue is connected to an automatic parallel lift system. Cutting height is adjustable from two inches to 12 inches. For more details, circle (701) on the reply card.




MODEL 75 TREE DESTROYER, Precision Chipper Corporation, Birmingham, Ala.

Precision Model 75 is a completely self-supporting system for converting entire trees, trunks, limbs and leaves into small chips in a few seconds. Feed through rate is about 125 ft. per minute. Maximum opening in spout is 22 inches diameter. No outside power source is needed. The 75", three-knife Precision Chipper is powered by Cummins 310 hp diesel engine. The heavy duty articulated knuckle boom loader has a 20 ft. reach and 200-degree swing with capacity at 15 ft. of 7,504 lbs. An air system is built in for air wrench to change knives. The hydraulically powered reversing conveyor is 25 ft. long with a 6110 chain. Custom-built trailer is 35 ft. long, 8 ft. wide and 12'9" over-all height. more details, circle (702) on the reply card.




PICKUP TRUCK TRAILER, Jacobsen Trailer Co., Fowler, Calif.

This gooseneck track and flatbed trailer is said to carry the same weight as a truck at one-fifth the investment cost. Either type trailer can be pulled easily by a pickup truck, and has a load capacity up to 18,000 pounds. The "gooseneck" coupling comes about 6" to 8" forward of the drive wheel, which puts the hauling pressure on the whole pickup. An easy one-man hook up, the driver backs the coupler ball into open jaws of auto-lock coupler, that closes around the ball automatically. The all-purpose track trailer has a bed height of 17", length, 12x25'; width, 96"; with one to three axles. The flat bed stock size is 16x40' length; 36" height; 96" width; with one to three axles. For more details, circle (706) on the reply card.




STUMP CUTTER, Vermeer Manufacturing Company, Pella, Ia.

An economical stump cutter, the Model 630, specially designed for hard-to-reach areas, can squeeze through a narrow 36" opening. Vermeer's compact 630 rips large stumps into chips down to 6" below the surface. Its revolving cutting wheel cuts a 50" wide swath without having to reposition the machine. Twenty carbide-tipped cutting teeth mounted on the wheel permit large cuts with each pass across the stump. A 30 hp Wisconsin engine supplies the power. A unique "reach-out feature" on the cutting wheel gives the operator pinpoint control when working next to streets, curbs, sidewalks, walls, etc. Low silhouette design permits cutting under low-handling obstacles or in restricted areas. For more details, circle (707) on the reply card.



BROCHURE ON FYLKING 0217,
Jacklin Seed Co., Dishman, Wash.

A new 12-page, full-color brochure, "0217® Brand Fylking Kentucky Bluegrass Lawn Seed and Sod Technical Bulletin No. 102," is now available on request. It describes the development of 0217 and discusses recommendations for planting and managing Fylking. The 0217 variety is disease and drought resistant. A cutting height of less than one inch suits Fylking well. For more details, circle (703) on the reply card.



IN-LINE FILTERS, Mectron Industries,
South El Monte, Calif.

Small in-line filters, ideal for liquid fertilizer and chemical spraying equipment, are available. Elements will fit all standard fittings. With nominal micron removal ratings from 2 to 300, the corrosion resistant filters will function at -65 degrees to +550 degrees F. The flange mounted filters are made from RIGIMESH®, a patented sintered stainless steel woven wire mesh. For more details, circle (704) on the reply card.



MULCH MATERIAL, Grass Growers, Inc.
Plainfield, N.J.

TERRA TACK is said to curb soil erosion and improve moisture control of grass seeded areas. It is available in powder form and can be applied with conventional hydraulic seeding equipment. It also may be added to an aqueous slurry of seed and fertilizer and applied simultaneously. Soil so treated is porous enough to allow ample moisture penetration, but strong enough to provide run-off protection. For a free booklet, circle (705) on the reply card.



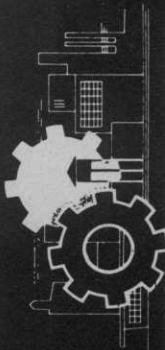
OFF-ROAD AERIAL LIFT, Skyworkers, Inc., Conley, Ga.

This unit is called the most versatile off-the-road aerial device ever built. It is composed of a Model 1045 Skyworker mounted on a Model S Bombardier. Its working height is 50 ft. It can be operated on a slope up to 25 degrees. This aerial device is fully insulated for right-of-way line work and is equipped for hydraulic tools. For more details, circle (708) on the reply card.




NEW SIZE FERTILIZER SPREADER, Herder Seeder Co.,

This new intermediate size is known as the Model 750 for 750 lb. (or 9.6 bu.) capacity. It will spread bulk fertilizers, granular chemicals and all kinds of seeds evenly and accurately. Coverage is from 10 lb. to 1,000 lb. per acre with width of spread up to 40 ft. This medium size, 3-pt. broadcaster is ruggedly constructed and is easy to operate. It features the same advantages as the firm's well-known 1,200 lb. model. For details, circle (709) on the reply card.




New Products



BAG HANDLING SYSTEM, B.A.G. Corporation, Dallas, Tex.

The gap is bridged between the 50 lb. bag and the pure bulk material handling systems. The new "One-Way Super Sack" is a combination of paper and polypropylene with polypropylene hoisting straps. It is about 42 inches in diameter, 52 inches high, and has a tare weight of 6 lbs. The load design is for a bulk density of 60 lb. material with a total allowable load of 2,100 lbs. With the advantages of a package and the economy of bulk shipping, it is a top-loading, bottom-discharge container. Handling the "Super Sack" is a one-man operation. Reusable flexible containers are also available. The specially-designed broadcast spreader shown is available. For more details, circle (710) on the reply card.




PICKUP TRUCK HITCH, Clark Manufacturing Co., Atherton, Mo.

This rugged combination bumper and hitch is designed to fit most half-ton and three-quarter-ton trucks. The heavy duty hitch (3/4" x 3") can be extended nine inches for easier connection. When extended, the side swing of the hitch is 18 inches, and will retract and lock with reverse motion of the truck. Heavy shock springs on the bar absorb forward and reverse motion, and can be released by hand latches. The bumper is included with the hitch and has holes for attaching safety chains. For more information, circle (711) on the reply card.




LAND LEVELER, Eversman Manufacturing Co., Denver, Colo.

Sod farmers are using the Eversman Automatic Land Smoother to bring fields to table top condition for even seeding, uniform germination and precision harvesting. An exclusive crank axle makes the automatic leveling action possible. Like a child's teeter-totter, when one end goes up, the other end goes down. The leveler's main wheels are placed outside the cutting blade to serve as feeler gauges. They follow the contour of the field and automatically adjust the depth of the cutting blade to the correct depth. Models can be operated from regular wheel tractors, from 3-plow to 5-plow models. Blade widths are 9' or 12', lengths of 32' or 45'. For more details, circle (714) on the reply card.




FIVE-GANG MOWER, Roseman Mower Corporation, Glenview, Ill.

The five-gang mower raises clear of ground for transporting. Use it with any utility-type tractor equipped with a hydraulic system to operate remote hydraulic cylinders. Available with roller or laminated rubber-tire drive. Also comes in three, seven and 11-gang models. Width of cut: 30" per unit. Over-all approximate cutting width is 6'10" for 3-gang; 11'2" for 5-gang; 15'6" for 7-gang; and 24' for 11-gang. Height of cut is about 1/2" to 3". Reels have a 30" cut and come with 5, 6, or 10 blades. A non-breakable, 12" diameter traction roller drive mounted to rear of cutting reel within side frames, eliminates bobbing of cutting reel. For more details, circle (715) on the reply card.




LEAF BLOWER, Hidden Valley Co., Akron, Ohio

The new Alderfer Leaf Blower is developed especially for golf courses to save time and serve several purposes. This 14 hp, high-velocity, self-cleaning blower is one in which blowing direction can be instantly changed from left to right, or right to left. Blowing direction is triggered from the driver's seat. The Alderfer Blower also is effective for blowing dew off greens and blowing away soil plugs after aeration of greens. Several important sales areas are open, and distributor-dealers are being sought. For more details, circle (712) on the reply card.




TERRA-COMB, Johnson Hydraulic Equipment Co.,

The new Johnson 'Work Horse' Terra-Comb is a pull-type unit easily handled by the average small garden tractor. It is the perfect machine for thatching in spring, picking up grass clippings in summer, and leaves in fall. It is powered by a Briggs-Stratton engine driving the pickup reel, that cleans a 34" wide swath and throws the materials into a 9 cu. ft. hopper. Unit is designed with end gate cover and can be emptied by simple lever operation. Pickup reel may be raised or lowered. For more details, circle (713) on the reply card.



ROTARY MOWER ATTACHMENT, Thomas Equipment, Ltd., Centreville, New Brunswick, Canada

A new rotary mower attachment has been introduced for the Thomas S/S Loader. The mower makes a 60-inch cut. Over-all width is 63 inches, and height of cut variable between 3 and 6 inches. The mower's three offset cutting spinners are driven by a v-belt from the unit's hydraulic motor. The reversible motor is protected against severe shock by an integrated hydraulic valve. The mower is mounted on extensions to the loader lift arms, and is supported by chains attached to the lift cylinders. Four quick-release pins secure the mower to the loader. For more details, circle (716) on the reply card.



POWER SPRAYER, Fimco, Inc., Sioux City, Ia.

Fimco, Inc., is now building a double cylinder pump sprayer for those who require 4 to 6 gpm, a power-packed 600 psi, and a larger tank. Model Number 55110-T features an anti-corrosive, baked-on plastic coating inside for longer life, a mechanical agitator, and a removable drain plug in the tank bottom. Available with 6' or 9' boom. For more details, circle (717) on the reply card.