




FIVE-GANG RIDING MOWER, Jacobsen Mfg. Co., Racine, Wis.

A new self-contained five-gang riding reel mower designed for mowing commercial turf areas features rugged economy. The 18 hp Jacobsen Model F 133 cuts an 11-ft. swath and features height adjustment without tools. Outfront cutting leaves no wheel streaks. It has hydrostatic, foot-controlled variable mowing speeds and cutting frequencies. The unit is ideal for mowing parks, schools, institutions, and golf courses, as well as semi-rough areas. For more details, circle (701) on the reply card.



TERRA-SCRAPER LANDSCAPE TOOL, Brillion Iron Works, Inc., Brillion, Wis.

Landscape rake works soil, grades, levels and finishes. Rugged steel frame and teeth can spread stone, gravel and top soil. Optional gauge wheels with 360-degree caster, can be mounted in three positions for regulating working depth and easier maneuverability. They can be mounted in the rear and away to permit backing up; mounted close; or in front of rake to eliminate tire marks. For more details, circle (702) on the reply card.



HYDRAULIC IMPACT WRENCH, Ackley Mfg. Co., Clackamas, Ore.

This wrench delivers enough power and impact to handle 1½- and 2-inch bolt sizes at 1,000 impacts per minute and delivering 4,000 to 6,000 foot-pounds of torque. Has 1½" square drive, is reversible, and has full range speed control. Total weight of wrench is 80 pounds, believed to be the lightest in the industry for a wrench of this size and capability. The Ackley 23H operates on 12 to 14 gpm at 1,300 to 2,000 psi. For more details, circle (704) on the reply card.

Showers of Diamonds
FOUNTAINS BY RAIN JET

APPLY DESCRIBED AS THE FIRST ENTIRELY NEW CONCEPT IN OVER 2000 YEARS OF FORMING WATER INTO SCULPTURED SHAPES. ONLY THE RAIN JET PATENTED ROTATING PRINCIPLE CAN PRODUCE THE MYRIAD DROPLETS, EACH DROPLET A REFLECTING PRISM, WHICH CREATES THE BREATHTAKING BEAUTY OF THE RAIN JET FOUNTAIN.

WHETHER YOUR FOUNTAIN WILL BE A DRAMATIC FOCAL POINT OR A DELIGHTFUL ACCENT, ITS SCINTILLATING PRESENCE WILL ADD TO ANY SETTING A NEW LIVING DIMENSION OF MOTION, COLOR AND SOUND IN ITS MOST REFINED, ELEGANT AND ENJOYABLE FORM.

YOUR EVERY FOUNTAIN NEED CAN BE SATISFIED FROM OUR LARGE ASSORTMENT OF FOUNTAIN PATTERNS AND INFINITE DESIGN POSSIBILITIES.

Bursting Stars *Dancing Jewels* *Crystal Cone*

FOUNTAINS BY RAIN JET, Rainjet Corporation, Burbank, Calif.

This four-page, full-color summarized catalog describes patented fountains by Rain Jet. It's free. The catalog features Rain Jet's line of complete fountain and bowl assemblies. The self-contained units are easy to install as they require no plumbing. The owner simply fills the bowl with water and makes the necessary electrical connections for underwater lights and pump. Also described is the line of massive aerated fountains for day and night use, of particular interest for parks. For details, circle (705) on reply card.



COMMERCIAL MOWER, Bunton Co., Louisville, Ky.


The new Bunton "G-Twenty" 20-inch cut is especially designed for commercial mowing. Will mow steeper grades, deeper ditches and rougher areas than other push-type rotary mowers. Balanced on two extra large 10"x2.50" tires. Front guard wheels prevent scalping. Quick height adjustment from 2 to 4½ inches. Unit shown is 3.5 hp with 1½ qt. extra oil base, 5 qt. fuel tank. Line includes 5 hp. model. Snorkel air cleaner mounted on handle. For more details, circle (706) on reply card.



PORTABLE STUMP CUTTER, Valmont Industries, Valley, Neb.

A new low-cost concept for stump removal has been introduced by Valmont. The cutter is designed to meet the special needs of municipalities, parks, cemeteries, utilities, landscapers, tree surgeons and service firms. The compact, light-weight (440 lbs.) unit features fast and easy transport behind car or truck. It's a simple one-man operation to haul the unit in a pickup. Valmont stump cutter is especially desirable for hard-to-reach places like backyards, cemeteries,

or other tight quarters where the unit must go through gates, work next to buildings, fences, shrubs, or sidewalks. Stump removal is fast—an average 24-inch stump can be reduced to six inches below ground in just 20 minutes. The unit can be self-propelled in either direction as an option. Powered by 23 hp Kohler engine. Five-inch diameter carbide cutting bit removes stump to a 6-inch depth on each pass. The unit is 65" long, 35" wide and 25" high. Safety curtains keep chips under the machine, and provide protection to the operator. For details, circle (703) on the reply card.



"MAD" HERBICIDE, Ansul Co., Mariette, Wis.

MAD is designed for selective post-emergent control of common lawn weeds without harming desirable lawn grasses. Controls wide variety of both broadleaf and grassy weeds. It is a special combination of MSMA, 2,4-D and surfactant. Provides quick burn-down; also translocated to weed roots to prevent regrowth. Applied 1/2 to 1 1/2 gallons of MAD to 100 gallons of water. For more details, circle (707) on the reply card.



CHEMICAL STUMP REMOVER, Seymour Smith & Son, Inc., Oakville, Conn.

This new chemical stump remover, when applied as directed, makes it possible to economically and easily remove unsightly tree stumps in six to eight weeks. Stump Out may also be used to remove large roots. Packed one dozen 8 oz. cans to the box. Also available in 16 oz. cans. For more details, circle (708) on reply card.



FAIRWAY BROADLEAF HERBICIDE, Gordon Corp. Kansas City, Kan.

TRIMEC is a synergistic mixture of 2,4-D, MCPP and Dicamba. A unique feature is the flexibility to change the ratio of ingredients to best suit the weed control requirements. For general broadleaf weed control, for example, with maximum safety to shallow-rooted ornamentals, FAIRWAY brand TRIMEC, a combination high in 2,4-D and low in Dicamba, is recommended. For more details, circle (709) on the reply card.




New Products




816 BACKHOE-LOADER, Allis-Chalmers, Milwaukee, Wis.

AC's 816, with a 16-ft. digging depth is said to be the only pure integral frame unit of its type built by a major tractor manufacturer. It claims more than six tons of breakout. The 816's 1¼ cu. yd. front loader bucket breaks out at 11,000 lb. force and features a 5,000 lb. lift capacity at full height. The backhoe-loader is powered by a 248 cu. in. direct injection diesel engine that produces 83 hp at 2,500 rpm. A four-speed, power shift transmission with torque converter allows the engine to operate at peak horsepower without lugging or stalling. Three loader buckets and five backhoe buckets are available. Automatic hydraulic cushions slow backhoe swing at each end of 185-degree work arc. For more details, circle (710) on the reply card.



MINI HARROW, Fuerst Brothers, Rhinebeck, N.Y.

The Mini-Harrow, 4½ feet wide, also can be used to prepare seed beds, athletic fields, cemeteries, beaches, and small or hard-to-get-at areas in parks, golf courses, parkways, and so on. Mini-Harrow's 7/16" diameter by 3½" long tines of high carbon steel are interlocked in a manner that provides utmost flexibility, allowing tines to follow contours and cover every inch of ground. Six settings—deep penetration, light penetration, smoothing drag mat. Weighs 114 lbs. For more details, circle (711) on the reply card.





DRY FOG INSECT KILLER, Village Blacksmith, Watertown, Wis.

Now on the market, a new portable engine-powered DRY FOG insect killer. Unique in this product is that the DRY FOG product leaves no harmful residue—an absolute essential for the protection of plants, shrubs, foliage, pets and wildlife. DRY FOG is created by thoroughly converting liquid insecticide to gas, killing mosquitoes, flies and gnats on contact. Operates with 3 hp from 2-cycle gasoline engine. Output is 3½ gallons per hour. Weight is 36 pounds and complete portability is achieved by means of a comfortable shoulder harness, or a lightweight cart. The unit measures 10¼" wide, 15" high and 32" in length. For more details, circle (714) on the reply card.



LIGHTWEIGHT VACUUM, Billy Goat Industries, Kansas City, Mo.

This lightweight 4 hp model picks up and pulverizes leaves, clippings, twigs, thatch, paper and litter, reducing it to one-tenth or less of original bulk. Four 12" wire wheels roll easily on any turf and eliminate scalping on irregular surface. Operator can change five height settings at will, without tools, simply by pulling remote lever and dropping or lifting handles. 4 hp gasoline engine has a remote throttle control. An optional four-inch diameter flexible hose can be used to clean shrubbery or other problem areas. For more details, circle (715) on the reply card.






SICKLE-BAR SLOPEMOWER, Engler Mfg. Corp., Houston, Tex.

POWER SWEEPER, Rental Equipment Co., Englewood, Colo.

This five-foot sickle-bar attachment is new for the Slope-mower. It's interchangeable with rotary cutter heads, 36" and 60" and flail cutter, since it bolts on the end of the boom. Highly effective in mosquito and flood control, through efficient cutting of weeds and small brush even under water. Tractor stays safely on shoulder, eliminating turf damage (and later erosion damage) while cutter works at end of 31-ft. boom. Sickle bar, which can be raised 90 degrees to boom, swings back when meeting an obstruction. For more details, circle (712) on the reply card.

Self-propelled "Blue Bird" Power Sweeper gobbles up thatch leaves, pine needles, acorns, pine cones, paper and just about everything encountered on grass. Operator moves at speed he wishes, while maintaining engine speed and power. Unit travels up to three miles per hour. Brush of spiral-bound polypropylene bristles sweeps a 30-inch swath. Overall width is 35 inches. Engine is 3 hp Briggs & Stratton with 6 to 1 speed reducer. Wheels are 10"x3.50 Turf Tred. All chain drive, sealed differential, eight sealed bearings, no bushings. For more details, circle (713) on reply card.



STOPOMATIC VALVE, Febco, Inc., Sun Valley, Calif.

FINNED TUBING, Chase Brass & Cop- per Co., Cleveland, Ohio.

PRESSURE PUMP, Challenge-Cook Bros., Inc., Industry, Calif.

All-brass stopomatic valve is installed between the pop-up sprinkler and the lateral water line to prevent drainage through the line when the water is turned off. When sprinklers are installed on sloping ground, drainage through the sprinkler head is eliminated. The valve closes automatically when water pressure drops below 20 pounds per square inch. Diaphragm is fabric reinforced to withstand 600 psi. For details, circle (716) on reply card.

New line of integral low fin tubing has applications for a wide range in the field of heat exchangers, intercoolers and aftercoolers, condensers, evaporators, and heater units used in the chemical and petro-chemical fields, power generation, and process applications. Offered in four diameters: 3/8", 3/4", 7/8" and one inch. Straight lengths from 40 inches to 45 feet. Made in Copper No. 122, annealed or as-finned. For more details, circle (717) on reply card.

Unique type of high-pressure pump, called the Challenge Roto-Jet pump, has no internal moving parts, and only two working parts, a rotating case and stationary pickup tube. Outer case of Roto-Jet rotates imparting velocity to liquid, which is introduced through center of pump shaft. Delivers capacities to 50 gpm and develops pressures to 800 psi. For details, circle (718) on the reply card.

New Products