

**Loads faster. Cleans faster. But please,
no hugging the line painter.**



The "New" paint is available

Toro® just made line painting a whole lot better from start to finish. Introducing the Toro Line Painter 1200 with an innovative Express Clean System that cleans out up to 5-times faster. Meanwhile, its Floating Spray Head leaves consistent lines even on your toughest fields, spraying from the front, back, left or right. To find out more visit toroports.com/linepainter

Stor-Tractor Company
Branchburg, NJ 908-722-9630



Count on It.

WELCOME NEW & RENEWED SFMANJ MEMBERS

Currently we have 288 new & renewed members. In November 2006, SFMANJ mailed invoices for 2007 membership dues to all current members. If you did not receive an invoice, please contact us at 908-730-7770 or download the 2007 membership form available at www.sfmanj.org. Remember to mail your renewal/payment direct to SFMANJ, PO Box 370, Annandale, NJ 08801.

Albanir, Ralph	Middlesex County, Dept. of Parks
Allen, Tom	Monroe Township
Almendinger, Bill	Piscataway Twp. Board of Ed.
Autorino, Robert	Paramus Board of Education
Barone, Victor E.	Weehawken Township
Berardi, Anthony	College of Staten Island
Bertone, John	College of Staten Island
Bono, Vincent	College of Staten Island
Caputo, Virgil	Monroe Township
Coombs, John	Coombs Farms, LLC
Cromwell, Jr., Norman	Washington Township
Curry, Robert	Covermaster Inc.
DelPiere, Darren	College of Staten Island
Dix, Kenneth	Lakewood Township DPW
Dougherty, Pat	National Seed
Fik, Thomas	B2A Consultants, A Carroll Engineering Co.
Fulton, Jay	Monroe Township
Guarro, Ron	Nature's Architect, LLC
Hedges, Steve	Mansfield Township
Jacheo, Frank	Lesco, Inc.

(continued on page 9)

SFMANJ Annual Membership Registration Form

*receive update information by email

Name _____
 Title _____
 Employer _____
 Address _____
 City _____
 State _____ Zip _____
 County _____
 Phone _____ Fax _____
 *E-mail _____
 Signature _____

Individual\$50
 Associate.....\$50
 Organization/Institution.....\$50
 Additional member from facility\$30
 Commercial/Contractor/Vendor/Supplier.....\$105
 Additional member from company.....\$35
 Student.....\$15

Send with Check or voucher to:

**SFMANJ
 P.O. Box 370 • Annandale, NJ 08801**

2007 SFMANJ Board of Directors

PresidentCraig Tolley, County College of Morris
Vice PresidentFred Castenschiold, Storr Tractor Co.
SecretaryScott Bills, Northern Nurseries
TreasurerJim Gates, Jim Gates & Co., Inc

DIRECTORS

Sean ConnellGeorgia Golf Construction
 Jeff CramerHowell Township
 Jim Hermann, CSFMTotal Control, Inc.
 Brad ParkRutgers University
 Don Savard, CSFM, CGMSalesianum School
 Karl "Chuckie" SingerCity of Bayonne

Advisor:Dr. James Murphy, Rutgers University
Past President:Ken Mathis, Brick Township Parks
Executive Secretary:Kathie Hopfel

MISSION STATEMENT:

Committed to enhancing the professionalism of athletic field managers by improving the safety, playability and appearance of athletic fields at all levels through seminars, field days, publications and networking with those in the sports turf industry.

Contact us at:

PO Box 370 • Annandale, NJ 08801
 Web site: www.sfmanj.org
 Email: hq@sfmanj.org
Ph/fax: 908-730-7770

National Organization
 Sports Turf Managers Association

www.sportsturfmanager.org
 Email: stmainfo@sportsturfmanager.org
Phone: 800-323-3875

Inside This Issue

Welcome New & Renewed Members	3
Membership Form	3
SFMANJ Board of Directors	3
Infield Soils and Topdressing - Part 2	4
2007 Proud Sponsor Director	11
Kudos to these Vendors!	12
Meeting Needs with Synthetic Turf	14
Calendar of Events	16

This newsletter is the official bi-monthly publication of the Sports Field Managers Association of New Jersey.

**For information regarding this newsletter, contact:
 SFMANJ at (908) 730-7770 or Brad Park at (732) 932-9711, x127**

Editor: Brad Park, Rutgers University
 Email: park@aesop.rutgers.edu

SFMANJ does not necessarily support the opinions of those reflected in the following articles.

**YOUR "ONE-STOP SOURCE"
FOR AMERICA'S LEADING
BASEBALL SURFACES & SUPPLIES!**



THE PROFESSIONAL'S CHOICE
... SINCE 1922

A SUPPLIER TO EVERY MLB TEAM,
OVER 150 MINOR LEAGUE TEAMS,
OVER 700 COLLEGES, PLUS THOUSANDS
OF TOWNS & SCHOOLS WORLDWIDE.
SPECIAL MIXES FOR INFIELDS,
PITCHER'S MOUNDS & HOME PLATE AREAS.

**REGIONAL INFIELD MIXES AND
RED WARNING TRACKS FOR
EVERY STATE & CLIMATE FROM
BULK PLANTS NATIONWIDE!**

**PLUS INFIELD CONDITIONERS-
IF TOO HARD AND POORLY DRAINING!**

Pro's Choice

THE REDDER, LESS DUSTY, MORE UNIFORM
INFIELD CONDITIONER & DRYING AGENT
FOR CONSISTENT INFIELD CUSHION
IN WET OR DRY WEATHER!

DIAMOND PRO

IMPROVES DRAINAGE & ENHANCES COLOR!
IF TOO SOFT & DUSTY!

STABILIZER® & HILLTOPPER®

FOR FIRM, YET RESILIENT, PLAYING SURFACES
TO QUICKLY DRY INFIELDS!

The Original & Most Absorbent is Now

NEW & IMPROVED GRANULAR

DIAMOND-DRY.



WHAT!
We Came 100 Miles
And You STILL Don't Use
DIAMOND-DRY!



OVER 200 OTHER INFIELD PRODUCTS!

Premium & Standard in 6 Colors!

FENCEGUARD

Protective Safety Covers
for Chain Link Fence

WALL PADDING • WINDSCREEN • RAIL PADDING
TAMPERS • DRAG MATS • RAKES
HOLLYWOOD® BASES • FIELD MARKING MACHINES
BATTING PRACTICE COVERS • RAIN COVERS
PERMA-MOUND™ PADS • MOUND BRICKS
SAFE "T" MAT™ BATTER'S BOX PADS
TYPAR® GEOTEXTILES & TURF BLANKETS
ON-DECK CIRCLES WITH TEAM LOGOS
PERMANENT FOUL LINES & MUCH MORE!

FOR INSTRUCTIONS & BROCHURES

www.BEAMCLAY.com

800-247-BEAM

908-637-4191 / FAX 908-637-8421

PARTAC PEAT CORPORATION

KELSEY PARK, GREAT MEADOWS, NJ 07138

"The best infield mix I've ever used."
— GEORGE TOMA

Infield Soils and Topdressings Part 2

Paul Zwaska

Editor's Note: The following article is the second in a two part series authored by Paul Zwaska, Beacon Athletics. This article was written in 1999 when the author was Head Groundskeeper, Baltimore Orioles.

Infield Topdressings

In general, there are four types of topdressings on the market today. Calcined clay is probably the most widely known.

Calcined Clays: Quality calcined clays are usually made from the montmorillonite family of clays. They are fired to about 1200 degrees, a point where the clay particles become stable. Stable particles will not become soft or melt into a slimy clay when wet. Instead, they maintain their original shape and hardness. The firing process evaporates the moisture in the micro pores of the clay particles, making them extremely absorbent. Particles will release absorbed moisture, but at a slower rate. Calcined clays work exceptionally well as a topdressing for high-sand infield mixes. The firing process gives the clay particles a light bulk density. This prevents too much clay from sinking into the sandy soil. It also helps hold moisture at the surface. Normally, large pore spaces in high-sand base mixes allow gravity to pull moisture out.

Calcined clay also works on normal infield mixes, but at times it can hamper field preparations after a rain. Particles that are on the field when rain comes absorb the water to their field capacity. When you're trying to dry out the skin, the particles continue to release moisture. You have to add more calcined clay to the field to dry it up, and suddenly you have too much topdressing on the skin.

Vitrified Clay: Vitrified clay topdressing is made from the montmorillonite and illite clay families. These clays are fired to 2000 degrees, causing the particles to expand. The process creates macropores and reduces the amount of micropores. Thus, the vitrified clays absorb much less water than a calcined clay. If you're looking for absorption, the finer grades will work a little better than the coarse grades.

Vitrified clay topdressings are not to be used on infield base mixes with high sand content. Vitrified clays have a heavier bulk density than calcined clays, and the topdressing will sink fairly quickly as it is agitated by play and regular maintenance.

However, vitrified clays work tremendously well on normal or high-clay/silt infield base mixes. They can be used straight, but they work even better when mixed with a calcined clay in approximately a 60:40 or 70:30 vitrified to calcined ratio.

(continued on page 5)

Infield Soils and Topdressings - Part 2

(continued from page 4)

Vitrified clay in these base mixes creates a buffer zone between players' cleats and the infield base mix. This allows you to wait a little longer before you cover the field for a light to moderate rain. Vitrified clay sheds water as it gets wet. It allows the water to roll through to the base mix until it has absorbed all that it can handle. Any excess water will run off if the grade on your infield is correct. A small amount of calcined clay in your mix will help increase your water holding capacity a little.

Unlike calcined clay, vitrified clay won't absorb water to field capacity and extend your drying time by releasing the moisture.

Because of its lack of moisture-absorbing micropores, vitrified clay products will not work as a drying agent during a game. Also, it's not highly recommended as a soil amendment for tilling into your base mix.

Crushed Aggregates: The third type of topdressing material, crushed aggregates, combines various crushed stone products with crushed brick. These materials absorb minimal amounts of water, and they have a heavy bulk density.

Again, because of the bulk density, crushed aggregates should not be used on any high-sand base mixes due to rapid migration down into the mix. They can be used on normal infield mixes, and even high-clay/silt mixes, but only as a topdressing.

These topdressings perform better when enhanced with some calcined clay. Don't till these materials into your mix, or you may eventually wind up with something similar to concrete.

Diatomaceous Earth: The fourth and final topdressing material is diatomaceous earth. It's made of sedimentary rock composed of fossilized skeletal remains of diatoms (microscopic, single-celled plants). The material is very high in silica (between 86% and 94%). During processing, it is crushed, dried, and calcined to remove any organic contaminants. It becomes a very porous product that can absorb large amounts of moisture.

Diatomaceous earth works well for drying a field after rains, but it's very expensive and creates several major problems. First, it has a very light bulk density. This allows it to easily blow off your field in the wind, causing

(continued on page 6)



PLANT FOOD COMPANY, INC.
The Liquid Fertilizer Experts

We specialize in liquid fertilizers and sell many other types of fertilizers, biostimulants, lime and protection products. Everything in the green industry, including trees and shrubs, turf and flowers, grow stronger and more beautiful with our products. Contact us to learn more and request your free catalog.

800.562.1291
609.443.8038 (fax)
pfc@plantfoodco.com
www.plantfoodco.com

Grow with us as part of our expanding family of customers.

Infield Soils and Topdressings - Part 2

(continued from page 5)

major problems with lips where your skin meets the turf edge. Also, when incorporated into the soil, diatomaceous earth tends to float back to the surface in time. It breaks down very rapidly from friction wear (dragging the infield). And finally, due to the high content of silica, it has a funny color and has shown some problems with glare on sunny days. For Oriole Park at Camden Yards, we currently use a mixture of 80% vitrified clay and 20% calcined clay as a topdressing for our infield. We maintain approximately a 1/4-inch layer of topdressing on our skin areas.

Maintenance issues

Base Mix: Here, the key is moisture, moisture, moisture.

Moisture is what will give your base mix the corky feel that the players desire. Try to keep your infield skin as moist as possible. Soak the skin deep in the evening after the last game has been played. It then has all night to perk as deep as it can into your mix without evaporation stealing too much away from it.

During the daytime, add water as time and weather dictate. I can't stress enough how important it is to keep your field moist as long as possible. When it dries out, it takes a long time to reestablish a good moist base again.

If your base mix is getting too tight or hard, you might decide that you want to open it up to introduce some pore space into it. You want to till it; I prefer to save rototilling for when I'm adding an amendment to the soil mix and I want to mix it really well. Otherwise, I think a rototiller adds too much air to the base mix at one time. You have to spend too much time with a roller trying to firm the base mix back up.

I like to use a greens aerator to open up my infield mix. It increases pore space while maintaining most of the integrity (firmness) of the base mix. Unless you want to use it to amend the base mix, scrape off your infield topdressing or pull it to the side before you start.

I might go over it once or twice, depending on how much pore space I want to create. Always soak the infield the night before, or do this procedure after a rain so the skin base mix is not hard and dry. Moisture will determine this method's success. Of course, you still re-roll the skin once you've dragged the infield after this operation.

One caution: never till or aerate your skin with the intention of leaving it open to help moisture soak deep. I have seen too many people end up with a quagmire because of this. Always roll your base first before adding water.

There will still be plenty of pore space left.

When I open the skin with an aerifier, I usually re-level my infield skin mix at the same time. When you are re-leveling your skin, you are basically rechecking the grade of the base mix from front to back to ensure that it's a smooth grade with no high or low spots.

When doing this, it's important to have your topdressing removed to allow the soil you add to properly adhere to the existing infield base soil. A nice, deep spiking of the skin works well to loosen the top inch or so to make it easy to cut down high areas. It also allows any soil you add to low areas to mix and bind better with the existing base mix.

You should re-level your infield at least once a year, and twice if it receives year-round play. At Oriole Park, we level our base mix three to four times per season. Frequency should be based on how mobile a base mix you have, the level of activity the field receives, and your manpower and time availability.

Re-level your skin periodically to prevent drainage problems caused by high and low spots.

Re-leveling allows you to cut down any high spots and fill any low areas. These areas can develop for two reasons: high concentrations of play (around bases and players positions), and dragging/grooming patterns you use on the field.

We check our grade by running a tight string line from the turf edge at the front of the infield to the turf edge at the back of the infield. It's important to remove any lips at the turf's edge before you run your string lines, since they can seriously throw off your grade reading. Roll and soak the base once you've completed the re-leveling project.

Topdressing: When you initially put your topdressing over your base mix, it should be spiked into the top 1/2 to one inch of the base mix. Once you're finished working this in, drag it and water it. Adjust your topdressing application so that you have about 1/4 to 1/2 inch of loose topdressing on top, and maintain that throughout the season by replenishing when necessary.

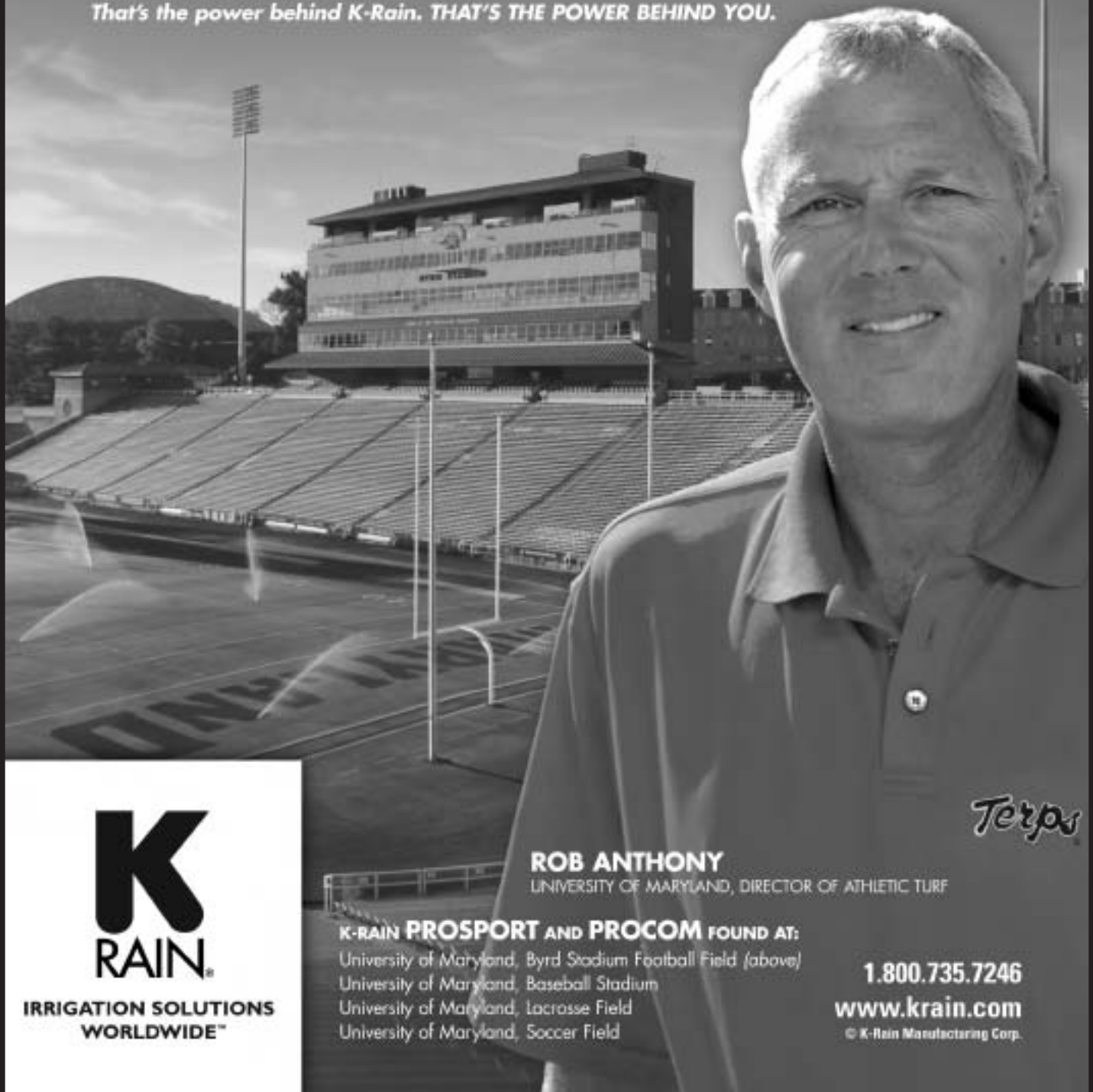
Spike your infield on a regular basis to smooth out cleat marks and other imperfections. You shouldn't have to cut deeper than 1/2 inch. Follow-up by dragging and watering the skin. Again, keep that skin moist as much as possible during the season.

Special pure clays are used in the batter's boxes, catcher's
(continued on page 8)

"K-Rain Products are Better than the Rest"

"K-Rain products are better because the company is totally focused on making the best rotors in the industry. K-Rain is a specialist in sports field rotors, because of this fact they are the rotors of choice. The University of Maryland needed 21st Century irrigation systems. With K-Rain, that's what we have." - Rob Anthony

We work with one mindset: **Make it better.**
That's the power behind K-Rain. THAT'S THE POWER BEHIND YOU.



K
RAIN

**IRRIGATION SOLUTIONS
WORLDWIDE™**

ROB ANTHONY

UNIVERSITY OF MARYLAND, DIRECTOR OF ATHLETIC TURF

K-RAIN PROSPORT AND PROCOM FOUND AT:

University of Maryland, Byrd Stadium Football Field (above)
University of Maryland, Baseball Stadium
University of Maryland, Lacrosse Field
University of Maryland, Soccer Field

Terps

1.800.735.7246

www.krain.com

© K-Rain Manufacturing Corp.

Infield Soils and Topdressings - Part 2

(continued from page 6)

box and the pitcher's landing area. Topdressing these areas takes a little more care. This clay is chewed-up by cleats and eventually spread around into the topdressing, so it's a good idea to sweep off and replace this topdressing on a regular basis.

When that clay mixes with the topdressing, it inhibits the flow of moisture and makes the topdressing very sticky. This makes it hard for deep watering of the mound and home plate skin areas. At Oriole Park, we usually replace ours after every third game.

If you use dry line chalk to mark your foul lines and batter's boxes, it's a good idea to scoop up what's left of the lines after the days games. This will prevent the chalk from becoming part of your skin mix, which can cause discoloration, a change in your soil texture over time, and a decrease in the flow of moisture into the base mix.

Finally, as you head into winter, when the field will be unused for several months, either scrape the topdressing off

the field and remove it, or create a catch basin an inch or so deep in the skin wherever the skin meets the turf. This prevents large amounts of topdressing from blowing into the turf edge and creating large lips during the windy months of winter. Here at Oriole Park, we do both as a good preventative maintenance practice for lips.

Remember, these are just guidelines to help you make better decisions when building, renovating, or maintaining an infield skin. There are many variables, especially when it comes to soils.

It's the responsibility of each groundskeeper to know what makes an ideal skin and to apply that knowledge. Use the resources available to you. You may not have the time or dollars to create the perfect skin infield, but you can't improve what you have unless you know what you're working towards.

*Paul Zwaska, Beacon Athletics, Middleton, WI.
Paul provides technical support and troubleshooting for Beacon Athletics customers.*

You're Always Ahead of the Game with a COVERMASTER® Raincover...

"Great Service..., The Best..."

wrote **Chip Baker**, Asst. Baseball Coach,
Florida State University, Tallahassee, FL

Chip's comments confirm what we hear from the many groundskeepers who use a COVERMASTER® raincover to keep their fields dry and ready for play.

Call us and we'll gladly tell you more.

The COVERMASTER® Advantage...

- Superior in strength and UV resistance
- Outstanding heat reflective properties
- Light weight - easy to handle
- Widest materials for least number of seams
- Largest choice of weights and colors
- Backed by truly dependable warranties

TARP MACHINE VIDEO!

Call, fax or e-mail for a free video, material samples and a brochure.



Covers for football and soccer fields are also readily available.



TARP MACHINE™ lets you roll the cover on and off in minutes.



TARPMATE™ roller comes in 3 lengths with safety end caps.

COVERMASTER™
COVERMASTER
COVERMASTER
MASTERS IN THE ART OF SPORTS SURFACE COVERS

CALL TOLL FREE
1-800-387-5808

covermaster.com
E-MAIL: info@covermaster.com



COVERMASTER INC., 100 WESTMORE DR. 11-D, REXDALE, ON, M9V 5C9 TEL 416-745-1811 FAX 416-742-8837



**Dr. Henry W. Indyk
Graduate Fellowship in
Turfgrass Science**

As many of you know, the turfgrass industry lost a dear friend and colleague in September 2005. We will all miss Henry very much and would like to insure that his legacy lives on. The Indyk family would like to establish a memorial fellowship to support graduate students interested in applied turfgrass science. This fellowship is being created to help assure that tomorrow's graduate students have the financial resources to get an advanced degree in turfgrass science at Rutgers University. To fund a full graduate assistantship each year in Henry's name, we will need to raise a total of \$400,000. Your generous support at this time will bring us closer to reaching this goal.

To make a tax-deductible contribution today, please send a check payable to the Rutgers University Foundation, 7 College Avenue, New Brunswick, NJ 08901. Be sure to indicate "Indyk Fellowship, Turfgrass" in the memo portion of your check. If you desire, you may provide a donation in the form of a pledge payable over several years.

For information on other ways to support this fellowship, please contact Dr. Bruce B. Clarke, Director - Rutgers Center for Turfgrass Science (732-932-9400, ext. 331; or clarke@aesop.rutgers.edu) or John Pearson, Director of Leadership Gifts at the Foundation, by calling (732) 932-7899 or email: pearsonj@wlrants.rutgers.edu

**WELCOME NEW & RENEWED
SFMANJ MEMBERS**

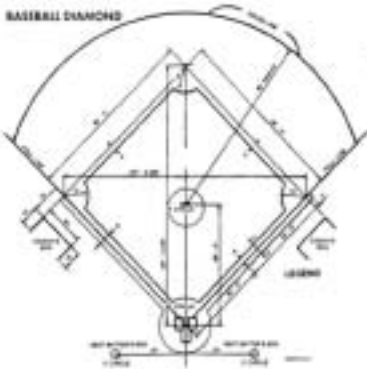
(continued from page 3)

Leonard, Joseph
Lewis, Art
Manning, Robert
Mayerowitz, Larry
Milewski, Edmund
O'Brien, Kenneth
Olivi, Carl
Pastrick, Bradford
Regec, Stephen
Ryan, Edward
Ryan, Mike
Schmidt, Brandon
Shannon, Michael
Shipman, Kevin W.


Simpkins, Brad
Sliker, CPWM, Brent J.
Sparling, Roland
Torpey, Tom
Walker, Robert
Warden, George
Wilcenski, Tony
Woods, Ralph

College of Staten Island
Turf Specialties, Inc.
Piscataway Twp Board of Ed
Middlesex County, Dept. of Parks
Rutgers University
Mendham Borough - DPW
Piscataway Twp Board of Ed
North Brunswick Township
Boonton, Township of
The LandTek Group
The LandTek Group
Paramus Board of Education
Hanson Aggregates BMC
Kingsway Regional
School District
Plant Food Company
Mansfield Township
Jefferson Township
Monroe Township
South River Borough
Middlesex County, Dept. of Parks
Monroe Township
Paramus Board of Education

**Terre
has a full line of
Sports Turf Products**



- Infield Clay Mixes
- Turface Soil Conditioners
- Grass Seed
- Fertilizers
- Pesticides
- Top Dressing
- Rubber Mulch
- Turf Blankets
- Marking Paints



**Call for a Catalog
or Inquiries.**

**TELEPHONE: (973) 473-3393
FAX: (973) 473-4402**

**Keep your
Ballfields safe
and looking great!!!**

The Terre Co. of N.J., Inc.
206 Delawanna Avenue
Clifton, NJ 07014

Rutgers Turfgrass Club

continued from page 1

The tour moved to the Shea Stadium outfield where Deacon described his fertility program and soil testing schedule. He core cultivates, removes cores, and top-dresses with sand identical to the sand comprising the rootzone.

Moving into the center field, sunflower seeds, presumably left by Carlos Beltran or an opposing player, were scattered throughout the defensive location routinely played the center fielder.

Deacon discussed the techniques he uses to manage the deepest portion of the ballpark: the warning track. Generally considered by baseball enthusiasts to be a "pitcher's ballpark," the stadium extends to 410-ft to straightaway center, 338-ft down the lines, and 371-ft in the "alleys."

The on-field tour concluded with a visit to the visitors' bullpen where Deacon elaborated on how he manages the clay used to construct the bullpen mounds.

In 2009, the Mets will be moving into a new ballpark being constructed in what was formerly a parking lot surrounding Shea Stadium. The students walked-up several ramps in left field to a location where they could see the new ballpark being built. Following the Mets' move-in, Shea will be dismantled.

After the tour, the Rutgers Turfgrass club was treated to the Mets' game against the Atlanta Braves – tickets were compliments of the New York Mets.

A special thanks goes out to Bill Deacon and the New York Mets for providing the Rutgers Turfgrass Club with a personalized tour of Shea as well as tickets for the ballgame that evening.

*Brad Park is Sports Turf Res. and Ed. Coor.,
Rutgers Univ.; SFMANJ Board member;
and Editor, SFMANJ Update*



Bill Deacon, Head Groundskeeper, NY Mets (left) describes his turfgrass management techniques to (left to right) Bruce Culver; Dr. Rich Hurley, Turfgrass Specialist; Dr. Bruce Clarke, Director, Rutgers Center for Turfgrass Science; and Tim Sibicky, President, Rutgers Turfgrass Club



Straight edge. The margin of the outfield turfgrass and warning track is meticulously maintained by Bill Deacon and his staff.