



CHARTER

# Mid-Atlantic Newsletter



Published by:

Mid-Atlantic Association of Golf Course Superintendents to aid in the Advancement of the  
Golf course Superintendent through Education and Merit

Volume XXXIII

May 1980

Number 4

## TO SAND OR NOT TO SAND — IS THAT THE QUESTION?

By Virgil Robinson

Sand topdressing of putting green surfaces has gotten more and more attention in the Washington metropolitan area and across the nation over the past few years. For those who might be contemplating this course of putting green maintenance, I would like to explain the circumstances that led Burning Tree Club to straight sand topdressing and to share with you a few techniques that have been used and some personal observations that have been made.

On coming to Burning Tree as superintendent in early 1977, I was aware of a history of difficult to manage greens. Over the 55 years of the club's existence many topdressing materials had been used, various aerification practices and frequencies had been performed and from time to time greens had been rebuilt using the best materials and knowledge available at that particular time.

After a horrendous "summer of 77" as I have come to call the ordeal experienced that year, I decided some questions had to be answered and drastic action taken. Pride and self-preservation are very strong motivating factors.

In probing and observing the greens throughout that first summer several observations were made:

1. There were many different layers identifiable with different topdressing materials used over the years. This was not surprising and not unlike conditions found on other golf courses of this vintage.
2. Reddish and greenish looking materials were found in some layers and in old aerifier holes and by rubbing between the thumb and forefinger had characteristics which closely resembled the "slick" feeling of silt and clay. These materials, I am personally convinced, were calcined clay chips which were used as topdressing in prior years and which eventually broke down into individual clay particles.

3. Puddles of water disappeared more quickly from our asphalt parking lot than from our greens. The soil analysis taken later and the previously mentioned clay layers would help explain this situation.

4. A 1/16" sand layer existed about 5/8" below the green's surface. If the root system reached this layer, none penetrated it. In some previous year a one time shot of sand had been applied as a topdressing.

5. Bandane 15G had been used in several previous years for preemergent crabgrass control. Knowing the phytotoxicity of this pesticide on putting green turf and also its half-life, I felt this was contributing substantially to our turf problem and would continue for several years.

Before recommending to the Board of Governors a program of major green's renovation and maintenance practices, I decided to get a particle size analysis and physical measurements of a soil sample from several of the greens. This test was performed through the USGA Soil Testing Laboratory at Texas A&M University.

This testing procedure confirmed in the laboratory what I was seeing and experiencing in the field. Although the sand fraction of the sample was satisfactory, silt and clay made up 26% of the sample and gravel was in the 7% range. These values should have been no more than 8% and 3% respec-

Continued on page 4 & 5

## President's Message

Our May Superintendent/Pro meeting gives us the opportunity to spend the day with our area golf professionals; an opportunity to reunite with old acquaintances and to gain new ones.

Much has been said about the Golf Professional and Superintendent's working relationship. We can both do our jobs without the aid of each other, but it sure is much easier when we work together. Show me a club that the golf pro and superintendent cooperate and coordinate their schedules with each other and it will show us a successful operation and a happy membership. They must be honest, objective and respect each other's professional ability and club position to be a successful team.

Plan to spend tuesday, May 13 with your golf professional in beautiful Harford County.

Looking forward to seeing you.



Ron



# 8TH ANNUAL MID-ATLANTIC AGCS

Superintendent/Pro Tournament  
Tuesday, May 13, 1980

Maryland Golf & Country Club  
Bel Air, Maryland

Ron Hall — Host Superintendent

Individual & Team Prizes

Pros — Cash Purses

Superintendents — Merchandise

## May Meeting

Maryland Golf & Country Club was opened for play in 1960. It is situated on the rolling hills of the Glenangus Farm, owned by the late Colonel Larry MacPhail, former owner of the New York Yankees.

The course measures 6,800 yards. Par is 73. The front nine was designed by William F. Gordon, and the back nine by Russell Roberts. Construction was done by local contractors and supervised by Ed Morse, the former superintendent, who died in January 1969.

Greens average 7,000 square feet and are C-1, C-19 and Penncross creeping bentgrass cut at 3/16" four times weekly. They receive 5 lbs. of nitrogen per year. Tri-calcium arsenate is being used to eradicate poa and to control crabgrass.

Tees average 4,500 square feet and are bent, bluegrass, ryegrass and poa, cut at 5/8" three times weekly.

Fairways are bluegrass, ryegrass, poa and tall fescue, mowed three times weekly at 7/8". Non watered except # 1, first half of #2 and last half of #4.

Immediate and long range projects:

Installation of an automatic irrigation system

Installing black top cart paths

Installing split rail fence on property lines and planting white pine trees on property lines for wind and privacy screens

Starting times will be assigned from 12:00 to 2:00 p.m. Participants of the Supt./Pro Tournament must tee off in this time slot. Please mail desired starting times on cards, by May 6.

Plenty of carts are available

Lunch — Available after 11:00 a.m.

Open Bar — 6:30 to 7:30 p.m.

Dinner — 7:30 p.m. — \$15.00

Speaker — Bill Buchanan — USGA Greens Section

Club Phone — 879-2025 — Manager Mark Lauver

Pro Shop — 838-5022-Pro Paul Haviland

Directions to Club:

Take I-95 North to Exit 4B(Rt. 24)

North on Rt. 24, 4½ miles to MacPhail Rd.

Right on MacPhail Rd. to club. Approximately 3 miles.

## Meet J. Ben Stagg

1979-1980 Secretary

1976-1978 Director

Ben has been a member of the Mid-Atlantic since 1969. He is presently Superintendent at Hogs Neck Golf Course, Easton, Md. Ben got his start in golf by just plain "needing a job". Before coming to Hogs Neck, Ben worked at Ocean City Yacht & C.C. for a year and at Nassawango C.C. for 4 years. Ben was born in Snow Hill, Md. He and his wife, Hilda, have 4 children, Bill, Charlotte, Judy and Tim. When away from the golf course, Ben enjoys hunting but especially loves to eat crabs and oysters.

DEADLINE FOR ARTICLES FOR  
JUNE NEWSLETTER  
MAY 15, 1980



## Around the Mid-Atlantic

John Strickland, President of the Maryland Turfgrass Council, announced at the April Mid-Atlantic meeting that because of the efforts of the MTC, the University of Maryland now has 20 acres of research ground at Beltsville. A great big THANK YOU is due John for his efforts in persuading the powers in Maryland to make sure the University of Maryland has research facilities close to the University.

Did you know that class D assistants do have to be members of the GCSAA. Maybe some of the Superintendents who have assistants that aren't Mid-Atlantic will mention this to them and we'll get a few new members.

When Gene Day decided to quit the golf course business he figured he wouldn't see much of his friends in the Mid-Atlantic. To his surprise the trucking company he went to work for supplies Har-Tru tennis court material to many of the country clubs in the area. He has visited many of the clubs this spring.

There has been discussion by several Mid-Atlantic members and the Newsletter Editor about articles for the Newsletter concerning some of the events and people involved in the history of the Mid-Atlantic. Since I really don't have the knowledge of events or people in the Mid-Atlantic's history, I'd like the senior and retired members of the Mid-Atlantic to send me articles about some part of Mid-Atlantic history.

## For Sale

- |   |           |
|---|-----------|
| 1 - Jacobsen F-10<br>5 gang Hydraulic                       | \$9500.00 |
| 1 - Hahn Triplex Deluxe W/greens, spike & Verticut<br>reels | \$4250.00 |
| 2 - Jacobsen Greensmowers @ \$500.00                        | \$1000.00 |
| 2 - Toro Pro 70's<br>1 - skid mounts                        | \$950.00  |
| 1 - rollers & baskets                                       | \$950.00  |
| 1 - Ryan Spikeaire  | \$400.00  |
| 1 - 2 row bermuda sprig machine                             | \$500.00  |
- Contact: Al Watson or Dave Cammarota  
Sparrows Point C.C.  
301-388-7498

## Eastern Shore Hospitality at its Best

Shame on those of you who didn't make the trip to Lou Whites' Green Hill Yacht and Country Club. 69 members and guests enjoyed Lou's golf course and the fine meal that the Green Hill staff provided us.

A rousing discussion took place on the subject of who's responsibility it is to mark the golf course. Some thought it should be the Superintendents responsibility and some thought it should be the responsibility of a rules and/or golf committee. Many agreed that it should be a combination of the Superintendent, Pro and the rules committee.

Lou answered several questions about his golf course. He responded to questions about some drainage work being done and about a weed, Star of Bethlehem, that invades his course for a couple of weeks each spring.

## Position Available

Langston Golf Course in Washington, D.C. has the position of Greens Superintendent available. Langston is an 18 hole public golf course. The salary range is from \$18,000.00 to \$20,000.00 depending on experience. All resumes should be sent to:

Lee Elder Enterprises, Inc.  
Suite 1201  
1725 K Street N.W.  
Washington, D.C. 20006  
202-857-0745

## Benefits of a Mid-Atlantic Member

As a dues paying member of the Mid-Atlantic Association of Golf Course Superintendents you are entitled to the following benefits:

1. Newsletter
2. Monthly Meetings
3. Continued education through association and fellowship
3. Bonds for babies
5. Employment referral service
6. Annual picnic
7. Sponsor of a yearly turfgrass conference and show
8. Death benefit — \$500.00
9. Ladies night
10. Monthly golf tournaments
11. Stimulating conversation



## TO SAND OR NOT TO SAND — IS THAT THE QUESTION? Continued from page 1

tively. Although the per cent of total pore space fell within acceptable parameters, the capillary pore space was exceedingly high making up 44% of the 49% total. Needless to say, the infiltration rate was less than .1" of water per hour and water retention at 40 cm tension was much too high at 33%.

Armed with this type of information and with the "summer of 77" immediately behind us, the Board readily agreed with me that three of our very worst greens should be rebuilt according to USGA specifications. The remaining greens would be on a wait and see basis using good aerification practices and straight sand topdressing.

After testing several sands that were available, I settled on one meeting USGA specifications supplied by a local topdressing firm. The cost was a couple of dollars more per ton than what could be purchased from a nearby quarry but I was assured of consistency and long term supply.

In the spring of 1978 we embarked on our sand topdressing and modification program for greens. Using a Ryan Greensaire II equipped with 5/7" tines, we double aerified all greens in April and again in September removing all cores with a specially adapted bucket which caught 90% of the cores. The remaining cores were blown off with a small leaf blower. The greens were immediately "backfilled" or topdressed with as much sand as could be put on and dragged in without smothering the turf. A setting of approximately 2½ was used on the Sodmaster Mete-R-Matic topdressing machine. About three days later, after some "green" started showing through, we topdressed again with a #1 setting on the Mete-R-Matic and dragged this into any aerification holes which might have settled or not been filled.

A couple of notes of caution are in order at this point. (1) After applying the heavy topdressing of sand, it must be allowed to dry completely (powder dry) or it will have to be dragged so much that extensive turf damage will occur from abrasion. (2) The grass has to be growing vigorously to "grow thru" this type of heavy topdressing. I would not recommend this action in late fall after turf growth has slowed.

Six "light" topdressings were made on about three week intervals between the heavy April and September applications. These were applied with a WFR Lely spreader equipped with an agitator, a mass output ring, and turf tires and pulled by a Cushman Truckster. This operation takes one man 3½ hours to complete 19 greens. Another man either waters or drags in the light sand application. Approximately 3/4 of a standard Lely hopper of sand is used per 6000 square feet of green and by use of the above mentioned agitator, wet (not saturated) sand can be applied.

The procedure used in 1979 was essentially the same as that performed in 1978 with the following exceptions:

1. Only the clean-up lap area around each green (five laps of the greensaire) was double aerified.
2. Only one application of sand was applied in April and September using a setting of 1¼ on the topdressing machine. There was no change in the six light applications.
3. ½" tines were used in place of the 5/8" tines.

The first two exceptions were basically to appease the golfer. In the previous year good putting surfaces after aerification required from 10 days to 2 weeks healing time. In 1979 this was effected in 4-7 days. In the third exception noted above, because the roots had massed to such an extent in the previous year's sand filled aerifier holes, the larger diameter tine would remove only about 75% of the cores from their punched holes. Changing to ½" tines solved this problem.

Some cause and effect relationships I think (notice I qualify this statement) I am seeing are the following:

- A. A much stronger, healthier root system in the aerifier holes. I do not see many roots, if any, going through the sand layer, which now measures about 5/8", and the soil interface. Because of this and because I want to remove as much residual pesticide in the soil as possible, I can not quit aerifying and removing cores in the foreseeable future. Although some sand is being removed that was applied over the last two years, it will be several years before the soil is completely replaced. To that end some sand must be sacrificed.
- B. In times of slow growth and/or low nitrogen levels, a pimped effect is quite evident where the turf is healthier and greener in the sand filled aerifier holes. This I feel must be accepted until more soil can be changed out.
- C. The greens seem to lose color more quickly than normal. Possibly the nitrogen reserve is not there in the sand indicating a need for spoonfeeding this major element.
- D. The greens definitely putt turer since the sand is burying the thatch causing less footprinting. With the straight sand topdressing on light, frequent intervals, grain is virtually eliminated.
- E. The excessive wear on greensmower bedknives and reels, on topdressing equipment and on the Lely spreader is a fact one must be prepared to live with and work around. Spring loaded or gravity drop sprinkler heads located around greens must be flushed after topdressing to insure their proper functioning.
- F. The abrasive action of the sand on the turfgrass plant can be severe in the area of the clean-up lap. This can be minimized by use of a walk behind greensmower and/or by skipping the clean-up lap every other day.
- G. Although the winters have not been severe since the sand topdressing has been applied, I did not see any winterkill on the greens in the winter of 1978-1979. I would expect this to continue to be the case since the sand would allow excess water to drain from the greens.
- H. During periods of excessive rainfall, if surface drainage comes to the front of the green, you can experience bubbles of water raising the turf on the aprons. The water goes into the green through the sand filled aerifier holes, hits the less permeable soil layer and precedes to the front of the green and apron. Here a water bubble can form which must be drained prior to mowing or driving over the area.
- I. A side benefit of the light topdressings with the Lely spreader is the fact that you are also topdressing the



collars and aprons of the greens. Besides smoothing these areas, it also increases the vigor and quality of the turf-grass plant.

- J. Since I am a "frequent but light" irrigation proponent, I have not noticed any excessive demands of the green's turf for water. I would think if one's irrigation program were "heavy and infrequent" a wilting situation could develop between waterings.

The qualifying statements I made earlier on cause and effect relationships are just that. Although the pros and cons of straight sand concept are still being debated, one fact is universally accepted — once on a sand topdressing program there is no reverting to other topdressings.

I believe the jury is still out on possible long term effects of this type of putting green maintenance. There are questions unanswered which only time and research can reveal.

If turf cover on greens can be maintained with conventional topdressings and procedures, I would not recommend changing until more data is accumulated and analyzed. If your soil situation, however, is such that the only other solution is to rebuild, then what do you have to lose?

I suppose the acid test of any such program is to ask yourself if you would follow the same course of action if you could start over. Concerning straight sand topdressing at Burning Tree Club, I would have to answer with an emphatic and unqualified, "Absolutely".

## **Chairmen's Functions and Responsibilities**

### **Past President — Employment Chairman**

Upon hearing of a vacant superintendent's position, will acquire all information needed from the club, to prepare a letter notifying all class A, B, and D members of the employment opportunity.

### **Vice President**

Assist the President and to operate the Association in the event that the President cannot. Also serving as procurer of meeting places for 1980-81.

### **Secretary**

Keep the minutes of membership and board meeting, and to handle correspondence to and from the Board of Directors. The Secretary's address is also the official address of the Association.

### **Treasurer**

Bill, disburse, receive and bank all official funds of the Association. The Treasurer also prepares monthly, quarterly, and annual financial statements, and files all necessary tax forms. He must be bonded. Responsible for annual audit.

### **Education Chairman**

Will make every effort to have interesting, knowledgeable speakers present at monthly meetings of the Association. He will organize, promote and help conduct the annual Turfgrass Conference, in conjunction with the Maryland Turfgrass Council.

### **Golf Chairman**

During the golfing season, the golf chairman will arrange with the host superintendent and golf professional, the golfing activities and tournament that will be held at monthly membership meetings. The golf chairman will arrange and conduct

the annual Supt.-Pro Tournament, the Match Play Tournament, Challenge Match with Philadelphia and our annual Memorial Tournament in October. All tournaments, monthly and annual, will be open to all members of the Association.

### **Finance Chairman**

Will monitor the finances of the Association and to inform the board when and if finances are at issue. The Finance Chairman is also responsible for the preparation of the annual Association budget.

### **Social and Benevolence Chairman**

Responsible for organizing and promoting the social affairs of the Association, such as the picnic and Ladies Night. He will send cards and or flowers on appropriate occasions to any member, or immediate family; purchase bonds for babies and handle our in house self insurance program.

### **Membership Chairman**

Responsible for the distribution, reviewing and verification of all membership applications before presenting them to the Board of Directors. He will have on hand at all times, applications for the local and national associations. He will answer questions at monthly meetings pertaining to by-laws and membership standings. Membership roster.

### **Editorial and Publicity Chairman**

In charge of outside publicity for the Association. The chairman will also assist the Newsletter editor in articles for the Newsletter.

### **Newsletter Editor**

Compiles, edits, prints and dispenses our monthly Newsletter. He is also responsible for the expenses of the Newsletter.



**Lea's GREEN MEADOW, Inc.**

41 P STREET, S.E., WASHINGTON, D.C. 20003

FERTILIZERS, CHEMICALS  
SEEDS, TURF SUPPLEMENTS

HERBERT LEA

(202) 488-1818

**G. L. CORNELL CO.**

**TURF EQUIPMENT**

**HARLEY DAVIDSON GOLF CARS**

JACOBSEN TRACTORS & GANG MOWERS  
CUSHMAN TRUCKSTERS ● BEAN SPRAYERS  
HEAVY DUTY ROTARY MOWERS ● SEEDERS  
SWEEPERS ● SOD CUTTERS ● NATIONAL MOWERS  
TURF FUNGICIDES ● SPRINKLERS ● GOLF SUPPLIES

16031 INDUSTRIAL DRIVE  
GAITHERSBURG, MARYLAND  
(301) 948-2000



**Franklin Press**

Exceptional Printing  
at Reasonable Prices  
Since 1888

12G East Diamond  
Avenue  
Gaithersburg, Md.  
20760

(301) 258-7333

**Lofts/Maryland**

meets all your turf needs:

**QUALITY**

Lofts products like Baron Kentucky Bluegrass, Ram I Kentucky Bluegrass, Rebel Tall Fescue, Yorktown II Perennial Ryegrass and custom blends.

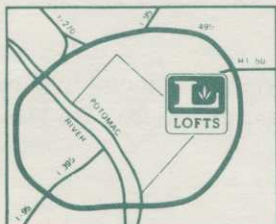
**CONVENIENCE**

Because we're local and carry all the products you'll need. Prompt delivery too!

**PERSONALIZED SERVICE**

By three experienced people who know your business: Strick Newsom, Vanessa Jensen and Joe Yudin.


**We're Lofts and we're local.**



**Lofts/Maryland**

1703 Cabin Branch Drive  
Landover, Maryland 20785  
(301) 322-8111

**POWER EQUIPMENT SPECIALISTS**



**Adams Equipment, Inc.**

8001 Newell Street  
Silver Spring, Maryland 20910  
(301) 585-1322

2205 East Joppa Road  
Baltimore, Maryland 21234  
(301) 668-0500

Distributors of  
Outdoor Power Equipment

**SERVING THE TURF MARKET  
FOR  
OVER 25 YEARS**



# Vaughan's

SEED CO

DIVISION OF THE VAUGHAN-JACKLIN CORP.

GRASS SEED • FERTILIZERS  
INSECTICIDES • WEED KILLERS  
TURF FUNGICIDES

## Adelphi

THE GREENER KENTUCKY BLUEGRASS

## Glade

KENTUCKY BLUEGRASS

## Citation

Turf-Type Perennial Ryegrass

Certified Mixtures

301 - 322-8800

8343 ARDMORE ARDWICK • LANDOVER, MD. 20785



## IRRIGATION CORP.

P.O. Box 191, State Road 613  
703/635-7155

Front Royal, Virginia 22630  
703/635-3630

### Irrigation Systems

Distributor for . . .  
WEST VIRGINIA MARYLAND VIRGINIA  
PENNSYLVANIA and DELAWARE

For Design, Modification or Specialty Assistance  
CALL  
703/635-3630 703/635-7155 or 7156



**Cornell Chemical & Equipment Co., Inc.**  
712 Evelyn Ave.  
Linthicum Heights, Md. 21090  
PHONE: (301) 636-2400  
Clifford S. Case  
Don Klein

# Irrigation



Designers  
Engineers  
Builders

# Services Company, Inc.

5004 Stone Road, Rockville, Maryland \* 20853

Charles H. Bremerman

(301) 681-6425



Helping the superintendent  
through turf research ...

HOWARD GASKILL  
Technical Representative  
1240 C. Gemini Dr.  
Annapolis, MD 21403  
(301) 268-5653





WHITE MARSH, MD.  
(301) 335-3700

- Sterilized Top Dressing
- Shredded Tan Bark Mix
- Peat Humus
- Top Soil




**EGYPT FARMS EXCLUSIVE!** All top dressing ingredients are thoroughly mixed and sterilized by indirect heat in our special process. The sand particles are actually coated with a mixture of top soil & peat humus for a completely homogenous mixture that will not separate during handling and spreading.

Egypt Farms top dressing is formulated especially for the transition zone to specifications recommended by the United States Golf Association, Texas A&M, Penn State, North Carolina, and the University of Maryland.

Many years of research and testing by these leading universities have produced a soil mixture for superior growth; to maintain the best balance of percolation; to resist compaction; for good aeration; and for the retention of usable water & nutrients in the growing medium.

\*Green and tee construction materials and mixes conforming to U.S.G.A. specs are also available.



IBDU® (31-0-0) and PAR EX® fertilizers with IBDU are custom formulated for high maintenance, high quality turfgrass. Check with your local PAR EX territory manager or distributor for other available grades.

R. A. Doyle, Territory Manager  
Whitehall, Maryland  
301-357-8056

Vaughan's Seed Company  
Landover, Maryland  
301-322-8800

Egypt Farms  
White Marsh, Maryland  
301-335-3700

Swift Agricultural Chemicals Corp.  
Glen Burnie, Maryland  
301-766-5887

## BARRICK

### Ground Burned Lime

Take the Guesswork Out of Your  
Liming Program  
BUY

**BARRICK'S GROUND BURNED LIME**

**S.W. BARRICK & SONS, Inc.**

woodsboro, maryland  
(301) 845-6341

Claude H. Barrick - Res.: (301) 845-8548

## SEEDS

### TURF GRASSES

BULK ROOT MULCH  
TERRAGREEN PRODUCTS

FERTILIZERS & HERBICIDES  
EASY MARKER PAINTS

PHONE (Area Code 301) - 752-3415

## WM. G. SCARLETT & CO.

608-632 PRESIDENT STREET  
BALTIMORE, MARYLAND 21202



# GLATCO — LITE

## ORGANIC MIX

- AN EXCELLENT SOIL CONDITIONER
- REESTABLISH TEES
- EXCELLENT FOR ESTABLISHMENT OF TURF
- FIGHTS COMPACTION
- VERY HIGH IN ORGANIC CONTENT
- HOLDS MOISTURE

Delivered in bulk for under \$10 per cubic yard in the Baltimore, Washington, D.C., & surrounding areas. 40 yard minimum.

**DISTRIBUTED BY:**  
**WILLIAM & MARY ENTERPRISES**  
 ORCHARD ROAD, RD 1  
 DELTA, PA 17314  
 (717) 456-5494



# REGAL

**TURF-TYPE PERENNIAL RYEGRASS**



- Incomparable color
- Darkest green of any perennial
- Excellent texture
- Cuts clean and easy
- Reduced disease risks
- Good heat tolerance and cold-hardiness

North American Plant Breeders  
 P.O. Box 2955  
 Mission, Kansas 66205  
 913/384-4940



## Quality golf course products

- Trap stone sand—produced from marble to guarantee uniform near-white color... ideal texture...no oversize particles.
- CAMELIME dolomitic agricultural limestone.
- Crushed stone and sand aggregates for golf course construction and maintenance.

CALL CARROLL DAVIS AT 301-628-4288



**HARRY T. CAMPBELL SONS' COMPANY**  
 Campbell-Grove Division  
 The Flintkote Company  
 Executive Plaza IV  
 Hunt Valley, Maryland 21031

## MOORE GOLF INCORPORATED



**GOLF COURSE INSTRUCTION IRRIGATION RECREATIONAL FACILITIES**

P.O. DRAWER 916 • CULPEPER, VIRGINIA 22701 • 703/825-9211

# SURF SIDE

wetting agent

Blend [80] Blend [30]

**GRANULAR SURF-SIDE**



**ZAP! DEFOAMER**  
**Controls Foam** in your spray tank.

MONTCO PRODUCTS CORPORATION P.O. BOX 404

AMBLER, PA. 19002



## COUNTRY CLUB PRODUCTS

- FERTILIZERS
- HERBICIDES
- FUNGICIDES
- FERTILIZER SOLUBLES
- FERTILIZER/HERBICIDE COMBINATION

**SOLD THROUGH DISTRIBUTORS ONLY**  
**LEBANON CHEMICAL CORPORATION**  
 P.O. BOX 180, LEBANON, PA 17042 (717) 273-1687



**1980 Mid-Atlantic Board of Directors****President**

Ronald E. Hall  
Maryland Golf and Country Club  
Bel Air, Maryland  
(301) 879-2025

**Vice-President**

Michael B. McKenzie, Meeting Sites  
U.S. Naval Academy Golf Course  
Annapolis, Maryland  
(301) 757-4406

**Secretary**

J. Ben Stagg  
Hogs Neck Golf and Recreation Area  
Easton, Maryland  
(301) 822-7467

**Treasurer**

R. Wayne Evans  
Indian Spring Country Club  
Silver Spring, Maryland  
(301) 871-1070

**Past President**

Samuel L. Kessel,  
CGCS, Employment Chairman  
Country Club of Fairfax  
Fairfax, Virginia  
(703) 273-7094

**Directors**

Kenneth Braun, Golf Chairman  
Bonnie View Country Club  
Baltimore, Maryland  
(301) 486-2054

Gerald G. Gerard, Jr.,  
CGCS, Membership Chairman  
Bretton Woods Recreation Center  
Germantown, Maryland  
(301) 948-8892

Michael Larsen,  
Social and Benevolence Chairman  
Hillendale Country Club  
Phoenix, Maryland  
(301) 592-8803

Robert Orazi,  
Educational Chairman  
Hunt Valley Golf Club  
Hunt Valley, Maryland  
(301) 666-9475

Buck Whetsell, Finance Chairman  
Fairfax County Parks Department  
Fairfax, Virginia  
(703) 941-5000 Ext. 53

B. Edwin Wilson,  
Editorial and Publicity Chairman  
Twin Shields Golf Club  
Dunkirk, Maryland  
(301) 741-5050

**1980 Meetings and Dates to Remember**

- March 6 USGA Green Section Regional Conference  
James River Country Club  
Newport News, Virginia
- March 11 Bretton Woods Recreation Center  
Germantown, Maryland  
Gerald G. Gerard, Jr. CGCS — Host
- March 20 USGA Greens Section Regional Conference  
Oakmont Country Club  
Oakmont, Pennsylvania
- April 8 Green Hill Yacht & C. C., Lou White, Host
- May 13 Maryland Golf and Country Club  
Bel Air, Maryland  
Ronald Hall — Host  
Annual Superintendent/Pro Tournament
- June 17 Sparrows Point Country Club  
Baltimore, Maryland  
Alex D. Watson, CGCS — Host
- July 8 Columbia Country Club —  
Chevy Chase, Maryland  
George B. Thompson, CGCS — Host
- August 12 Annual Mid-Atlantic Picnic
- September 9 Philadelphia Association host for the Annual  
Joint Meeting. Site not determined as yet.
- October 14 Hillendale Country Club  
Phoenix, Maryland  
Michael Larsen — Host  
Annual Superintendents Tournament
- Nov. 11 Chevy Chase Club  
Chevy Chase, Maryland  
William J. Emerson — Host
- Dec. 9 U. S. Naval Academy Golf Club  
Annapolis, Maryland  
Election Meeting  
Michael B. McKenzie — Host

# Mid-Atlantic Newsletter

First Class Mail

STEVEN A. NASH, Editor  
19468 Brassie Place  
Gaithersburg, MD. 20760  
301-869-7685

Published monthly by the Mid-Atlantic  
Association of Golf Course Superintendents  
to aid in the advancement of the golf course  
superintendent through education and  
merit.

Subscription rate for non-members:  
\$5.00 per year.