



MID-ATLANTIC News Letter

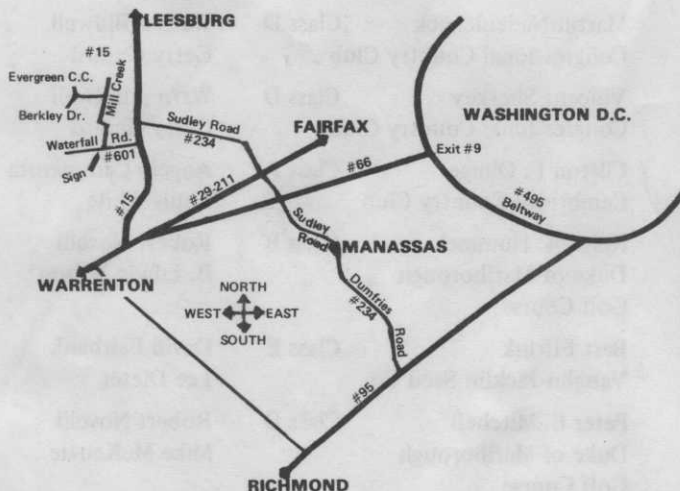


Published by
Mid-Atlantic Association of Golf Course Superintendents to aid in the Advancement of the
Golf Course Superintendent through Education and Merit

VOLUME XXVI

JUNE 1975

NO. 5



EVERGREEN COUNTRY CLUB, 16 miles from Manassas. Phone: 754-4125. From Washington, take #66W, 234N left on #15 for ½ block, right on #601, Waterfall Road, 1 mile until sign: "Evergreen Country Club," right on Mill Creek Road for 1 mile, entrance to Evergreen Club on left, stay on Berkely Drive until Club House. From Richmond, take #95N to #17N to #15N to Waterfall Road #601—follow signs to Evergreen. From Baltimore, take US #15 South to Waterfall Road #601. Follow signs to Evergreen.

June 10 Meeting

The Evergreen Country Club was formed in 1968 and construction was started in the Fall of 1968.

The front nine was seeded in mid-April of 1969 and open for play in September of that year. The clubhouse building was also done at this time.

The back nine was seeded in the Fall of 1969 and opened for play in the Spring of 1970.

The Greens are Penncross and average over 7500 sq. ft. with automatic irrigation. Tees are also Penncross and average over 5000 sq. ft. with automatic irrigation.

The Fairways are Bluegrass mixtures with manual irrigation. The golf course was constructed with no parallel holes.

The golf Pro is Bruce Lehnhard who has been with the Club since 1970. Our Club Manager is Kenneth Iverson who joined us this Spring of 1975.

Golf can be played anytime during the day and carts are available. Lunch is served in the dining room from 11:00 on throughout the afternoon. Cocktails from 6:30 to 7:30 with dinner following.

Evergreen is located a short distance off Route 15 near Haymarket, Virginia. Fairfax, Leesburg, Manassas, Middleburg, The Plains, and Warrenton are within a few minutes' drive of the Club. (Continued on page 2)

President's Message

Needless to say this has been a long, crazy winter and much of what most of us in the Mid-Atlantic area had planned to do had to be postponed until a later date. I hope that by the time you get this newsletter the warm weather will be with us and all of your scheduled turf management programs are in working order.

Several years ago the High School Principal's Association of the State of Washington published a set of rules on how to get along with people and also with yourself. I thought this would make for good reading and just maybe a little more stature for us all to think about each one of these: "Nine Rules for Happiness" . . .

- (1) Keep skid chains on your tongue; always say less than what you think. Cultivate a low persuasive voice.
- (2) Make promises sparingly and keep them faithfully, no matter what it costs you.
- (3) Never let an opportunity pass to say a kind and encouraging word to or about somebody. Praise good work done regardless of who did it.
- (4) Be interested in others; interested in their pursuits, their welfare, their homes and families. Let everyone you meet, however humble, feel that you regard him as a person of importance.
- (5) Be cheerful. Keep the corners of your mouth turned up. Hide your pains, worries and disappointments under a pleasant smile.
- (6) Preserve an open mind on all debatable questions. Discuss, but don't argue. It is a mark of superior minds to disagree, and yet be friendly.
- (7) Let your virtues, if you have any, speak for themselves, and refuse to talk of another's vices.
- (8) Be careful of other's feelings. Wit and humor at the other fellow's expense are rarely worth the effort and may hurt where least expected.
- (9) Pay no attention to ill natured remarks about you. Simply live so no one will believe them.

"It's great to be great, but it's greater to be human."

Will Rodgers

Alex Watson

The old stone and frame Evergreen Stables have been renovated and enlarged to house dining and bar facilities, the pro shop, and golfers' locker rooms.

Golf at Evergreen begins and ends at the Clubhouse. Meandering over the Club's 271 gently rolling acres, the course offers the golfer an abundance of natural and man-made hazards, together with the area's finest scenery.

The course was designed by Golf Architect Algie M. Pulley of Fairfax, a two handicap Engineering graduate of the University of Virginia.

Taking advantage of what had been verdant, tree-flanked farmland since before the Civil War, Pulley designed a layout which has preserved the natural beauty of the site. He has utilized open land as fairways, retained wooded areas as hazards and channelled water from the Bull Run mountains into seven creeks and ponds that come into play on eight holes. This, plus traps at every green and others located strategically in fairways, places a premium on accuracy.

Distance is also important. Measuring 6,600 yards from the regular tees, the course stretches to a formidable 7,125 yards from the championship tees.

Membership Changes

The following have made application for membership to the Mid-Atlantic Association of Golf Course Superintendents, or are requesting a change in membership classification. This list is being published here in accordance with our by-laws. Unless written objection is received within thirty days after publication, these men will become active members with their requested classification.

		Signed by
Martin Nadenicheck	Class D	Warren Bidwell
Congressional Country Club		Gerry Garard
Vincent Sharkey	Class D	Warren Bidwell
Congressional Country Club		Gerry Garard
Clifton F. Olinger	Class A	Angelo Cammarota
Cambridge Country Club		Louis White
Keith A. Hummel	Class B	Robert Novelli
Duke of Marlborough		B. Edwin Wilson
Golf Course		
Bert Elfrink	Class E	David Fairbank
Vaughn-Jacklin Seed Co.		Lee Dieter
Peter E. Mitchell	Class D	Robert Novelli
Duke of Marlborough		Mike McKenzie
Golf Course		
Robert C. Smith	Class D	David Fairbank
Westwood Country Club		Tom Haske
Anthony Goodley	Class B - Class A	
George W. Murphy	Class A	Louis White
Ocean City Golf & Yacht Club		Ben Stagg
Fred Scheyhing Jr.	Class A	Craig Spottswood
Chevy Chase Club		George Thompson
Russel J. Bateman	Class D	Hobbitts Glen C.C.
		Assistant
		Angelo Cammarota

bolgiano

Bolgiano's Division of Vaughan's Seed Company

- Gold Tag Lawn Seed and Fertilizers
- Grass Seed custom blended to your specifications
- Professional Turf Chemicals and Fertilizers

*The
Golf Course
Choice*

Visit us at 1701 Cabin Branch Road,
Landover, Maryland 20785
301-322-8800



Helping the superintendent through turf research...

- Controlled Release Fertilizers
- Fertilizer Pesticide Combinations
- Fungicides Herbicides—Insecticides
- Soil Testing Weed [Disease Identification

**SCOTTS • LELY •
GANDY SPREADERS**

Finest quality turfgrass seed
Fairways • Greens • Tees • Roughs
Scotts Windsor and Victa blends

Jack McClenahan
Technical Representative
Route 2, Box 118-3
Powhattan, Va. 23139

Tom Comalli
Technical Representative
711 Hyde Park Drive
Glen Burnie, Md. 21061
Telephone: 301/969-4216

In Defense of Perennial Ryegrass

by Lee C. Dieter, CGCS
Washington Golf and Country Club

I was quite surprised by Dr. Hall's article in the May Agronomist. Many of the Washington area superintendents have been using the new perennial ryegrasses quite successfully for the past few years. I began by experimenting about six years ago. I'm now committed to what I think is a sound program of their use. I feel that the article's title rings a true note—"Don't Send a Ryegrass to do a Bluegrass's Work," for I've yet to see a Bluegrass variety that will perform like some of these Ryegrasses. I will not, in these following lines, defend the use of Ryegrass in new seedings. I myself, would try other species in initial establishment. I'm going to confine my remarks to its use on existing golf courses in the Mid-Atlantic area.

Many of us Mid-Atlantic Turf Managers feel we have been throwing our money away trying to get a little Bluegrass established on our golf courses. Each new hybrid raised our hopes again. The thatcher seeders looked like they might help. But, alas, how much Bluegrass do we have in our fairways now after all this time, effort, and frustration.

High soil temperatures, golf turf height of cut, Fusarium roseum, other diseases and limiting factors just won't allow us to grow good Bluegrass turf.

As many of you know, I've got thirteen nice Pencross tees from three to six years old here at Washington Golf and Country Club. This was accomplished by a rebuilding program and a solid Bentgrass maintenance program. This program costs plenty. The five other tees were small Poa Annua tees! Two are par threes. These are the tees I started experiments with Rye.

I started looking seriously at the Perennial Ryegrasses in the summer of 1971 when my newly seeded tees held up so well. I noted especially its ability to hold up to the 7/8 inch of cut, its vigor in competing with Poa Annua and Crabgrass and how it managed to hold up in the hot weather. Sure it thinned out a little and allowed a few

baron KENTUCKY BLUEGRASS[®]

*U.S. Plant Patent #3186 Dwarf Variety

A professional grass for professional people

One reason Baron is the choice of most professionals is the combination of fast germination, slow growing and its ability to quickly form what sod growers call "a tight-fisted root system." You can mow Baron as low as 1/4-inch — and that's another reason Baron is ideally suited for golf courses, sod fields, fine lawns, industrial and other landscaping areas. Since Baron is winter hardy, it keeps its deep green color well into the cold months. . .highly disease-resistant, too.



baron
A professional grass
for professional people



Exclusive North American Grower and Distributor:

Lofts Pedigreed Seed INC
Bound Brook, N.J. 08805 / (201) 356-8700

Your Local Area Representatives:

Mr. Charles Johnson
P.O. Box 342
Centreville, Md. 21617
Tel: 301-758-0072

Mr. Joseph Yudin
3104 Shelburne Road
Baltimore, Md. 21208
Tel: 301-764-1279

weeks to come in. But it still provided me with the best 1st tee I'd had to date without rebuilding.

The next year (72), I seeded all five of my old tees with Ryegrass, some to a Pelo and some to Manhattan. I was pleased and so were my members. In 1973 I seeded these same tees and about 8 ft. of my aprons to Manhattan as I felt it performed a little better than Pelo. All these past seedings were (after thatching) at 5 lb. per 1,000 sq. ft. I also seeded four fairways that fall at 45 lb. per acre in one direction with a Rogers Seeder. Again I was more than pleased with my results.

Last fall I expanded my program by seeding the complete apron on all the holes, overseeded (opposite direction) the four fairways I seeded in 1973 and seeded four more fairways.

The past two years I've combined a pre-emergence crabgrass control program with the seeding program. My tees and aprons are treated with Betesan at 8 ounces per M. Manhattan Ryegrass has given me the best tees and aprons I've had in 15 years, no more Poa to Crab cycle. They've held up well through the summer, with little or no disease so far.

I've learned one important thing—fertilize lightly unless you want to mow every day in the spring; or rake clippings. But as far as I'm concerned a golf course turf can hardly be too vigorous.

Trying to establish a Bluegrass turf into Poa Annua has been next to impossible for me. Ryegrass has been my answer. It's great!



G. L. CORNELL COMPANY

TURF EQUIPMENT



16031 INDUSTRIAL DRIVE • GAITHERSBURG, MARYLAND
(301) 948-2000

Turf Equipment

JACOBSEN TRACTORS & GANG MOWLERS
CUSHMAN TURF TRUCKSTERS • BEAN SPRAYERS
HEAVY DUTY ROTARY MOWERS • SLLDERS
WEEPERS • SOD CUTTERS • TRAILERS • WOOD CHIPPLERS
TURF FUNGICIDES • SPRINKLERS • GOLF SUPPLIES

16031 Industrial Drive
Gaithersburg, Maryland
(301) 948-2000

Buckner
Johns-Manville **JM**



CLA-VAL CO.



P. O. BOX 191, STATE ROAD 613
FRONT ROYAL, VIRGINIA 22630

Distributor for
West Virginia • Virginia
Maryland • Delaware

Buckner Sprinkler Equipment
John-Manville Irrigation Pipe Fittings
For design, modification or
specialty assistance contact

Richard C. Hill, Sr.
(703) 635-3630 or 635-7155

**IRRIGATION
CORP**

SEEDS

GOLF COURSE SUPPLIES

DOUGLAS TOOLS
BEAUTY BLANKET ROOT MULCH

AGRICO FERTILIZERS
DU PONT FUNGICIDES

PHONE (AREA CODE 301) — 752-3415

WM. G. SCARLETT & CO.

608-632 PRESIDENT STREET
BALTIMORE, MARYLAND 21202

"Turf Grasses of Maryland"

Dr. Douglas Hawes has recently published a thirty-five page manual entitled "Common Turf Grasses of Maryland." This illustrated booklet is a valuable aid in identifying the various grasses which grow in this area.

To obtain this booklet, send a check for \$1.93 (\$1.85 if not a Maryland resident) to Umporium, University of Maryland, College Park, Maryland 20742. Your request should include the name of the booklet, the author, and your return address.




COUNTRY CLUB PRODUCTS



FERTILIZERS
HERBICIDES
FUNGICIDES
FERTILIZER SOLUBLES
FERTILIZER/HERBICIDE COMBINATION

SOLD THROUGH DISTRIBUTORS ONLY

LEBANON CHEMICAL CORPORATION
P.O. BOX 180, LEBANON, PA. 17042 717-273-1687



PRINCETON TURF FARMS, INC.

Growers of Highest Quality Sod for
Lawns, Parks and
GOLF COURSES
We are the ONLY Local Grower of Turf
With a COMPLETE Inventory for all Uses

- Marion Kentucky Blue
- Fylkind Kentucky Blue
- Pennstar Kentucky Blue
- Certified Mixtures
- K-31 Tall Fescue w/Ky. Blue
- Penncross Bent
- 328-419 Tafrote Bermudas
- NEW VARIETIES - Kinds

• NEW — EXCLUSIVE — WARRENS A 20 & A-34

Md. State Inspected and Certified

PARKER SHIRLING 301—827-8454
Member GCSAA
Mid-Atlantic BOX 105A — RR3 CENTREVILLE, MD. 21617

Rhodes Turf Equipment Co.

Hahn - Westpoint

1085 Industrial Boulevard
Southampton, Pennsylvania 18966

Wally Stedding

5508 Windsor Mill Road (301) 944-2202
Baltimore, Maryland 21207 (301) 298-3054



Cornell Chemical & Equipment Co., Inc.
3500 Washington Blvd
Baltimore, Md. 21227
PHONE (301) 247-1525

Dates to Remember

- | | |
|-----------------|---|
| June 10 | Evergreen C.C. |
| June 17, 18, 19 | VPI Field Days - Blacksburg Va. |
| July 8 | Picnic - Gunpowder C.C. |
| August 12 | Loudon Golf & C.C. |
| Sept. 9 | Greenspring Valley
Joint - Philadelphia GCSA
2-man team Golf Tournament |
| Oct. 14 | Woodmont C.C. - Ladies invited
Annual Golf Tournament |
| Nov. 11 | Piney Branch Golf Course
(tentative meeting) |
| Dec. 9 | Army Navy Country Club
Election Meeting |

June 10, 1975 Mid Atlantic Meeting
Evergreen Country Club
Haymarket, Virginia

Golf, Dinner and Meeting _____

Dinner and Meeting only _____

Guests _____

Signed _____

Samuel Adams

Patriot



U.S. Postage 8¢





Mid-Atlantic Picnic

Tuesday July 8, 1975
Gunpowder Country Club
Laurel, Maryland

This year we plan to hold a "self-help" picnic — with the cooperation of the members we hope to hold the cost to an absolute minimum or zero.

Here's the plan:

We need some volunteers to bring the following items; 10 volunteers for potato salad or macaroni salad — enough to serve 15-20 people; 10 volunteers for a vegetable dish — beans or something — enough to serve 15-20; 10 volunteers for desert — enough to serve 15-20. Coleslaw, hot dogs, hamburgers, soda & beer will be purchased by the committee and cooked by the same, the cost divided among those in attendance.

We would like to have two ladies volunteer to manage games for the small children, and two members volunteer to organize a volleyball contest — including bringing the equipment.

Golf & swimming facilities will be provided by the Milligans.

Please call Jimmie Barefoot at 291-2095 or Paul at 726-9100 ext. 239, and indicate what food item you will donate.

Paul Barefoot

Dr. Daniel's Purr-wick System

This month's newsletter features two articles concerning turf renovation using Dr. Daniels Purr-wick System.

The first article, by Glenn Shields, discusses the field renovation taking place at D.C. Stadium while the second article by Bill Black at Fountainhead Country Club in Hagerstown, Maryland discusses living with the system. Bill wrote a good article on his reconstruction of this No. 1 tee for the U.S.G.A. Greens Section Record, May 1974.

D.C. Stadium

by Glenn Shields

As you may have read recently in the newspapers, there is much happening at the Robert Kennedy Memorial Stadium in Washington, D.C. I heard that a major reconstruction of the playing field was underway and took an afternoon in March to visit and look around. I was guided on this tour by Mr. Lawrence J. McKiernan, who is the Prescription Athletic Turf, Inc. the company which is reconstructing the field. Mr. McKiernan is superintendent in charge of installation and provided this explanation of how this new system will work.

Basically a means is being provided to totally control the amount of water held by the soil of the playing field and to draw off or add water to the soil beneath the turf as needed. The playing surface, an area 180' by 360' was excavated to a depth of 16". A vinyl plastic sheet was then spread over this area which will prevent the movement of water between the soil below and the special soil mix of the 16" depth playing surface. Agriflow drainage pipe was installed on top of the plastic sheet in a grid fashion of 2", 4" and 6" pipe which leads to a pumping station. Mason washed sand was then spread to a depth of 9" over the plastic sheet and drain pipes. Heating cables were then installed on one foot centers to prevent the playing field from freezing. These heat cables provide 5 watts of heat per square foot. Five additional inches of sand was placed on the heating cables to give a total depth of 15 inches of sand; graded to provide only a two inch crown. A 1/2xinch mixture of calcite clay, vermiculite and peat was placed on top of the sand. After raking in this mixture, the field was sodded to Warrens A-34 bluegrass.

The heart of the system lies in the pumping station. Through this elaborate network of pipes, valves and pumps, water may be pumped out of the field; or by reversing the flow, water may be forced back through the drainage pipes for irrigation. A glass sight tube allows visual inspection of the actual water level in the playing field. With this system there should be few problems with a soggy playing surface of infiltration of water through the soil profile.

This concept for athletic field construction was developed by Dr. Daniel at Purdue University. It reminds me of

(Continued on page 6)

BARRICK

Ground Burned Lime

Take The Guesswork Out Of Your
Liming Program
Buy

BARRICK'S GROUND BURNED LIME

S.W. BARRICK & SONS, Inc.

woodsboro maryland

301 — 845-6341


Claude H. Barrick — Res. 301 — 845-8648

EGYPT FARMS, INC.

Whitemarsh, Md. 21162

301-335-3700

STERILIZED TOPDRESSING
TOP SOIL — SOIL MIXTURES
SHREDDED HARDWOOD BARK MULCH



Moore Golf, Inc.

GOLF COURSE CONSTRUCTION
REMODELING
IRRIGATION INSTALLATION

Take the guesswork out of turf insect control

Diagnostic Aid from **TUCO**

Many turf insect larvae feed at night; turf damage often is the first sign of their activity. Diagnostic Aid, applied as directed, causes insects to emerge to the surface within minutes, where they can be identified and counted.



Proxol® 80 SP Insecticide
from **TUCO**

Proxol controls sod webworms and cutworms. A sod webworm larva can chew up 20 square inches of turf in its life span of 20 to 40 days; the cutworm larva can devour up to 36 square inches — good reasons for early detection and control. Ask us about Proxol.

Robert E. Cooper — 42 Horseshoe Dr.
Newark, Delaware 19711 — (302) 731-5836

D.C. STADIUM (Continued from page 5)

the USGA specifications for gold course greens, except for the modification of being able to pump water back into the system by way of the drainage pipes. This is a welcome trend away from artificial turf and should be interesting to watch in the years to come.

A Season with a Purr-wick Tee

by

C. William Black, Certified Golf Course Superintendent
Fountain Head Country Club, Hagerstown, Maryland

There is quite a difference between maintaining a PURR-wick tee than a synthetic grass tee. Synthetic grass requires no mowing, only occasional sweeping, hosing and removal of broken tees. However, synthetic grass just looks out of place on a golf course and the golfers at Fountain Head Country Club complained about their feet slipping and difficulties inserting their tees into the surface. PURR-wick is more difficult to maintain than synthetic grass, but an entirely different management program is not necessary in order to maintain PURR-wick versus other natural grass surfaces. In fact our tee is maintained very nearly the same as our other natural grass tees, maybe even with a little less maintenance.

After having difficulties maintaining an acceptable No. 1 teeing area, the Green Committee decided to experiment with a carpet of synthetic grass. This tee was installed following the manufacturer's instructions, using a wooden box frame, underlaid with crushed stone, fiber pad with sand impregnated into the pad. The carpet was than tightly stretched by a local carpet installer and nailed to the box frame. The synthetic grass held up very well, however, after four years, numerous complaints and an area of worn out sod adjacent to the carpet, we decided that synthetic grass was not for us.

The location of this tee was confined to a small, sloping area. We decided to construct a tee inside a railroad tie enclosure, thereby eliminating step banks and continual

hand trimming. After consulting with Holman Griffin and Dr. Bill Daniel, a PURR-wick tee was tried.

This tee was completed in October, 1973. I have found after a Summer of use that I am still very much impressed with the performance of this PURR-wick system.

During construction, 50 pounds of sewage sludge and 10 pounds of 30-3-10 were incorporated into the top two inches of a sand and peat mixture, before sodding. We now fertilize this tee the same as we do our others, applying 4 to 5 pounds of N/M ft.2. The tee is mowed at a height of just under 1", two to three times per week, with a walking mower.

A few days after the installation of the sod, we aerified the surface and top dressed heavily with the same sand used to construct the tee. After the sand had disappeared, another top dressing was applied. The tee was top dressed a total of four times during the season and one time this Spring.

Being constructed almost entirely of sand, it was surprising to us that we experienced spots that would remain rather dry and have difficulties getting water to penetrate, while the balance of the tee would be moist.

(Continued on page 7)

Phone (717) 427-4256



HUMIX®
Blue Ridge Industries
P.O. Box 128
White Haven, Pa. 18661

TOP DRESSING
SEED BED MIX
PEAT HUMUS



All Mixes Heat Treated, Pasteurized
and Mixed to Specification

E.&S.

SOIL | PEAT INDUSTRIES, INC.
ROCKY MOUNT, N.C.
RT. 1 — BOX 267
919-443-5016

U.S.G.A. QUALITY TOPDRESSING
STERILIZED SOIL MIXTURES
PEAT HUMUS

Cleary Products for Better Turf

Fungicides

3336 Turf Fungicide
A broad spectrum systemic fungicide that prevents and controls all six major turf diseases.

Bromosan Turf Fungicide
The newest broad spectrum systemic fungicide for those persistent trouble areas.

Caddy
PMAS (10%)
Spotrete
Granular Turf Fungicide
Cad-Trete

Herbicides

MCPP
MCPP Plus 2,4-D
Methar 80
Methar 30
AMA Plus 2,4-D
AMA (Super Methar)

Specialties

All Wet
Clear Spray
Tru-Green
Grass-Greenzit

W-A-CLEARY
CORPORATION

P.O. Box 10, Somerset, N.J. 08873

Use **TUCO**
ACTI-DIONE[®]
 in your
Tees
Greens
Fairways
Program

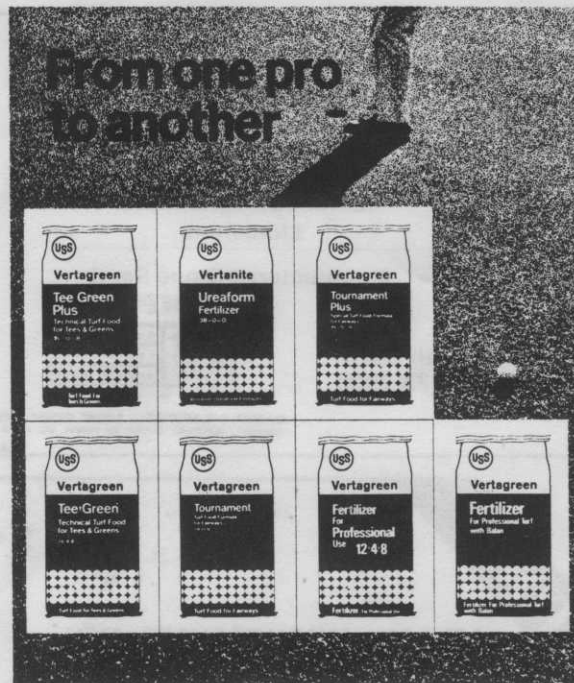


**These proven turf fungicides
 help prevent or eradicate**

Leafspot Dollarspot Melting-out
 Fading-out Rust Brown Patch
 Pink Patch Powdery Mildew

**Your golf course looks better and plays
 better when your turf is healthy**

Robert E. Cooper — 42 Horseshoe Dr.
 Newark, Delaware 19711 — (302) 731-5836



WRITE FOR COMPLETE SPECIFICATION SHEETS



Agri-Chemicals
 Division of United States Steel
 P.O. Box 1685 Atlanta Ga. 30301

A SEASON WITH A PURR-WICK TEE
(Continued from page 6)

These small areas were treated with a wetting agent and seemed to respond and hold moisture, when checked with a soil probe. During this Winter these same areas were off color and we again applied a wetting agent, after we aerified and top dressed in early April.

Generally, we now follow the same maintenance practices on our PURR-wick tee as we do on the other tees, except this tee will receive at least two top dressings of sand per year. Fungicides and insecticides are applied when the other tees are sprayed, however, I do not believe as many applications are necessary. There have been no herbicides applied to this tee. The divots are seeded and top dressed with sand as often as possible and the markers are moved almost daily.

It is a beautiful sight to see the Spring bulbs and Summer annuals blooming against our railroad tie backing and carpet of green grass. This tee has performed very acceptable to the abuse that a No. 1 tee is constantly exposed to. The entire membership, golf course maintenance staff and myself are quite proud of our tee and amazed that the surface holds up and heals so well. I only hope that we are as successful and as happy with PURR-wick in the future as we were last season.



FOR THE PROFESSIONAL TURF MANAGER
 BORDEN INC/5100 VA BEACH BLVD
 NORFOLK, VA. (BOX 419-23501)

G. W. "Junior" Ruckman, Jr., Rt. #1, Box 390J.
 Middletown, Va. 22645—Phone (703) 869-2628

"For every human problem there is a solution that is simple, neat, and wrong."

H. L. Mencken

"This time, like all times, is a very good one if we but know what to do with it."

Emerson

You often meet people willing to defend to the death your right to speak your piece. It's getting people to listen that's so hard.



Call Campbell for Quality with Thrift!

Graded Stone & Sand Aggregates
Dolomitic Agricultural Limestone

Manufactured Stone Sand

CAMPBELL



Call Carroll Davis
at (301) 823 7000

DAVID T. CAMPBELL SOFT COMPANY
CAMPBELL BUILDING, TOWSON, BALTIMORE, MD 21284

TORO

ADAMS EQUIPMENT, INC.

Two Locations

928 Philadelphia Ave.
Silver Spring, Md. 20910
Tel: (301) 585-1322

2205 E. Joppa Rd.
Baltimore, Md. 21234
Tel: (301) 668-0500

Baltimore to Silver Spring Toll Free 792-0456

DISTRIBUTORS OF QUALITY LINES OF TURF EQUIPMENT

We can't do anything about Teddy Temper
But when weed, insects and disease show up on your turf, we have something for almost everyone of them.
Chipco Turf Kleen, Chipco Turf Herbicide-MCPP
SUP-R-FLO Maneb Flowable, Chipco Microgreen Liquid
Chip-Cal Granular And Chipco Spot Kleen
Everything to help keep your greens (and fairways) in the pink.

From Rhodia Chipco Products



"He's not just another duffer
He's chairman of the greens committee"



MID-ATLANTIC News Letter

CRAIG SPOTTSWOOD - EDITOR
9015 SPRING HILL LANE
CHEVY CHASE, MARYLAND 20015
Home: 301/986-0596

Published monthly by the Mid-Atlantic Association of Golf Course Superintendents to aid in the advancement of the golf course superintendent through education and merit.

Subscription rate for non-members: \$5.00 per year.

FIRST CLASS MAIL

