

GCSAA Explores Internet Opportunities

GCSAA recently kicked off a new initiative focused on using the power of the Internet to enhance its existing member services and deliver new products and services to the industry. The initiative is also designed to streamline the way the association currently conducts many of its business processes.

To assist with this effort, GCSAA hired META Group Consulting in late March to help GCSAA develop a comprehensive Internet strategy for the organization. Phases of the project will include examining and prioritizing member needs, exploring new Web-only services such as e-commerce and online education, evaluating the association's current use of technology and looking at options for providing more technology education to increase member utilization of GCSAA Online.

To assist in the initiative, META and staff will rely heavily on the input of two member groups established for this project:

The Web strategy committee, which consists of superintendent members who will provide ideas and input on needed online products and services for the profession.

The Web industry advisory group, which consists of industry representatives who will serve as a sounding board for new ways of bringing the information and resources of the industry together to provide enhanced services for members.

The umbrella group is chaired by GCSAA President R. Scott Woodhead, CGCS, with GCSAA's Secretary/Treasurer Mike Wallace, CGCS, serving as vice chairman.

Although members involved with the project have signed non-disclosure agreements because of the sensitive nature of strategic discussions, GCSAA will be providing regular updates on the group's progress through the web site and its discussion forums, as well as through several publications including Newsline, GCSAA's NewsWeekly and the GCSAA Online Report.

In initial steps of the project, all members involved with the project are undergoing extensive private interviews directly with META to offer their ideas and provide a baseline assessment of GCSAA's offerings. To gain greater member perspective, META will also survey members of the membership standards resource group and the career development, education, membership and certification committees, which will meet concurrently in mid-April. A broader survey available to all web users is also being planned.

Although a timeline for implementation cannot be determined until specific services have been defined, plans currently call for the strategy development phase to be completed by early summer.

The META Consulting Group specializes in helping organizations leverage technology to help them better meet their business needs. The group was chosen from a field of 12 highly-rated information technology consulting firms.

Staff reviewed all proposals and narrowed the field to three candidates who were then asked to formally present their methodologies to the committee chairmen and staff. Other clients of the META Consulting Group include IBM, EDS, 3Com, Georgia-Pacific and Ciba Specialty Chemicals.

If there are particular online services you would like to see addressed by this initiative, contact Sharmion Linseisen-Kerley, senior manager of Internet services, at (800) 472-7878, ext. 620, or e-mail slinseisen@gcsaa.org.

WEB STRATEGY INITIATIVE MEMBERS

Chairman: GCSAA President R. Scott Woodhead, CGCS
Vice Chairman: GCSAA Secretary/Treas. Mike Wallace, CGCS

Web Strategy Committee:

Danny Fielder, CGCS, Dir. of Agronomy at Sunrise Vista GC
John Gehman, course/club owner, Butter Valley Golf Port
Sean Hoolehan, CGCS at Wildhorse Resort Golf Club
Oscar Miles, CGCS at the Merit Club
Kerry Satterwhite, CGCS, City of Bloomington
Rick Tegtmeier, CGCS at Elmcree Country Club

Web Industry Advisory Group:

Wayne Murawski, VP and CIO, Lesco
David Ross, Ph.D., National Accounts Manager,
Zeneca Professional Products
Bob Seyfried, Administrator - Golf & Turf, John Deere
Owen Towne, E-Commerce Director, Griffin LLC
John Wright, Director of Commercial Marketing, The Toro Co.
Steven Yolitz, VP Marketing & Development,
Textron Turf Care & Specialty Products

Analytical Services By:





Paskvan Consulting
Route 1, Box 77A
Akeley, MN 56433
218-652-3542 Office
218-652-2949 Fax
paskvanconsulting@unitelc.com

"Where Success is Never an Accident"

Specialists in Soil & Plant Nutrition
Tailored to Golf Courses and Sports Turf

We provide the following services:

- Complete inventory of the soils on the course or job site
- Sampling, Analysis, Delivery and Interpretation of the results to save you money
- Recommend corrective fertilizer materials to save you money
- Physical analysis on sand-soil-peat to determine proper mixing for greens and topdressing
- Irrigation quality analysis
- First lab in the country A2LA accredited under the new USGA guidelines for new greens construction
- Fast turn around time, yet quality is never compromised



JOIN THE

RAIN  ***BIRD***®

Maxi Family

Contact

HYDROLogic™
Water Management Systems

9835 10th Avenue North
Plymouth, Minnesota 55441

Phone: 612.542.1188

Toll Free: 800.422.1487

Fax: 612.546.7515

How GCSAA Works With Its Chapters

GCSAA maintains an affiliation with 101 chapters in the United States, Canada and Guam. To establish a greater strategic connection with its affiliated chapters and help them become more effective, a number of programs, resources and services are provided. Highlights of these programs are:

An annual strategic planning conference for chapter leaders and executives to learn how to set goals and develop strategic plans for their chapters while learning about resources, programs and services available through GCSAA. The program is also designed to facilitate discussion among chapter participants.

Strategic planning assistance for individual chapters.

A chapter resource manual, featuring sections on leadership, chapter-related programs available through GCSAA and a "how to" guide for day-to-day chapter operations and management.

An annual Chapter Delegates Meeting, where chapter delegates carry the opinions of their chapters' members regarding initiatives and issues affecting the profession, the association and its members. This meeting also provides the opportunity for delegates to meet the candidates running for GCSAA officer and board positions for the coming year.

A menu of regional seminar programs to help superin-

tendents keep up with technology and industry advancements and concerns. The Etonic Superintendent Leadership Series offers GCSAA chapters the opportunity to host management- and communication-focused educational programs.

Funding for cooperative research programs.

Government relations assistance, including advocacy training, distribution of resources and materials and updates on government issues.

Consulting for establishing relationships with local/regional media - a network of chapter media/public relations representatives are in contact with GCSAA regarding local/regional media opportunities that arise.

The First Tee Program is providing the opportunity for affiliated chapters to become involved in bringing affordable and accessible golf facilities to communities across the United States.

Opportunities to enhance national/chapter as well as chapter/chapter communication and relationships abound. A listserv provides the opportunity for chapter executives to share and exchange ideas. The chapter liaison track at GCSAA's annual conference and show also provides an opportunity for chapter leaders and executives to network.

QUALITY SUPPLIER OF TURF

- **Washed** and Regular Turf (Sod) in 1½ yd. or up to 55 yd. Big Roll Size (42" Wide)

TURF TYPES:

- ELITE KENTUCKY BLUEGRASS BLEND
- SPORTS TURF
BLUEGRASS/P. RYEGRASS BLEND
BENTGRASS



MEMBER

NCTGA	MGCSA
MSTMA	WTA
SDGSA	ISTMA
MTGF	TPI

8651 Naples St. N.E.
Blaine, MN 55449

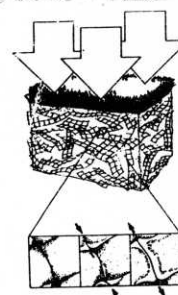
QUALITY CONSTRUCTION & RECONSTRUCTION

- **Golf Courses**
- **Sports Fields**



NETLON® ADVANCED TURF SYSTEMS

Self-Cultivating means healthier turf and better drainage.



NETLON® MESH ELEMENTS AND MIXES

For Compaction Resistance on cart paths, sports fields and other high use areas.

For Quality Construction & Nelon® Products Contact:
(612) 784-0657 • FAX: (612) 784-6001

There's No Mistaking an Original.



The outstanding performance of a reliable,
economical, multi-site fungicide.

The only broad-spectrum
systemic strobilurin fungicide.

The two top selling fungicides in golf, HERITAGE® and DACONIL®

www.zenecaprofprod.com

Contact: Jim.Shone@agna.zeneca.com



ZENECA Professional Products

Always read and follow label directions carefully.

DACONIL® and HERITAGE® are registered trademarks of a Zeneca company.

© 2000 Zeneca Ag Products Inc. Zeneca Professional Products is a business of Zeneca Ag Products Inc.

ZPP-TRF-020

Understanding Overhead-Valve Engines

Once unheard of, these engines now supply the power for nearly all of your equipment.

By **ROBERT SOKOL**

Intertec Publishing Corp., Technical Manuals Division

You've all heard about overhead valves when shopping for power equipment, but what do they mean to you? Do you need overhead valves? Do they cost more? What will they do for you? Twenty years ago, overhead valves were unheard of in any type of power equipment. Nowadays, it is difficult to find a small engine without them.

In an engine with overhead valves, the intake and exhaust valve(s) is located in the cylinder head, as opposed to being mounted in the engine block. Many of the larger engine manufacturers still offer "standard" engines that have the valves in the block. Their "deluxe" engines have overhead valves and stronger construction. Overhead valves give you longer engine life, better fuel economy and, in most cases, fewer engine repairs.

To understand overhead valves, you need a basic understanding of the workings of valves, cams, cranks and strokes.

Valve-Train Arrangement

Manufacturers configure camshafts and valves in engines in three basic ways—valve in block (VIB), overhead valve (OHV) and the overhead cam (OHC). In OHV and OHC designs, valves are mounted above the cylinders in the cylinder head. The distinction between these two engines lies in the location of the camshaft (which operates the valves). The engine is an overhead-cam design if the camshaft is located in the cylinder head. The engine is an overhead-valve design if the camshaft is located in the engine block. The VIB design is less expensive to produce and is typically found on lower-end engines.

System Operation

The camshaft is located in the engine block on an overhead-valve engine. The camshaft uses lifters, push rods and rocker arms to activate its valves. Its operation is fairly simple and is identical to an automotive engine. As the camshaft rotates, each off-center (eccentric) cam lobe pushes against a lifter or tappet. The upward motion of the lifter transfers through the push rod to the rocker arm.

This upward motion changes to downward motion as the rocker arm pivots. The downward motion opens the valve. As the camshaft continues to rotate, the lobe passes by the lifter and allows the valve to close. A spring (attached to the valve) returns the valve to its seated position. Every cylinder in an internal-combustion engine contains one intake valve and one exhaust valve. Both valves open and close internal passages in the cylinder head. The intake valve is the larger of the two valves. It controls the flow of fuel into the combustion chamber. The exhaust valve controls the flow of exhaust gases out of the cylinder.

Valve-Design Characteristics

The valves consist of a round head, a stem and a groove at the top of the valve. The head of the valve is the larger end that opens and closes the passageway to and from the combustion chamber. The stem guides the valve up and down and supports the valve spring. The groove at the top of the valve stem holds the valve spring in place with a retainer lock. The valves must open and close for the air-and-fuel mix to enter, then exit, the combustion chamber. Proper timing of the opening and closing of the valves is required for the engine to run smoothly. The camshaft controls valve sequence and timing.

The Camshaft

The camshaft consists of several camshaft journals and a
(Continued on Page 17)

- **Golf Course Materials and Services**
- **Topdressing Sand (USGA Approved)**
- **Custom Blended Greens Mix**
- **Bunker Sand**
- **Cart Path Aggregates**
- **Decorative Rock**
- **Washed Drainage Rock and Sand**
- **Fill Material**
- **Pulverized and Screened Topsoil**
- **Prompt Delivery**

Serving Satisfied Customers Since 1973


H ASSAN
Sand & Gravel Inc.

13530 Willandale Rd. Phone: (763) 428-2393
Rogers, MN 55374 Fax: (763) 428-4710

Ask for Kevin

HYDROLogicTM

Water Management Systems



**Plymouth, MN • Eagan, MN • Maplewood, MN • St. Cloud, MN
• Sioux Falls, SD • Rapid City, SD • Des Moines, IA**

1-800-422-1487

Overhead-Valve Engines--

(Continued from Page 15)

set of cam lobes. The camshaft journals, like the crankshaft journals, hold the camshaft in place. A bearing, placed around each journal, allows it to rotate freely. The cam lobes open the intake and exhaust valves in each cylinder. The number of cam lobes equals the number of valves in an engine.

The angular positioning of the cam lobes on the shaft determines the sequence of the valves' opening and closing. The design of the lobes determines how high the valves will open (lift) and how long they will remain open (duration). These designs vary from one engine to another.

New Technology, Regulations And You

In the last few years, outdoor-power-equipment-engine technology has given us overhead cams, fuel injection and computer controls. Government regulations require you to be up-to-date in your knowledge of what types of engines you can use. If you have specific questions regarding government regulations, contact your local Environmental Protection Agency office.

The Four-Stroke Cycle

Controlling the combustion of the air-fuel mix is an important and complex process. Four essential steps take place at the correct time and in the correct sequence for proper combustion. This must happen in every cylinder of the engine. This process is the four-stroke cycle.

The term "four-stroke" comes from the number of piston strokes required to complete the combustion cycle. A stroke is the movement of the piston from its highest position in the cylinder (top-dead-center) to its lowest (bottom-dead-center) or from the lowest to highest position. The four strokes are intake, compression, power and exhaust.

* **Intake stroke.** The intake stroke is the first of the four strokes in the combustion cycle. As the piston moves away from the top of the cylinder, the intake valve opens. The downward movement of the piston creates a vacuum (negative pressure) in the cylinder. The relatively high pressure outside the cylinder (ambient pressure) pushes a mixture of air and fuel into the cylinder. Just after the piston reaches the bottom of the cylinder, the intake valve closes.

* **Compression stroke.** The second stroke of the combustion cycle is the compression stroke. The compression stroke begins as the piston starts to move upward in the cylinder. The intake valve closes, trapping the air-fuel mix in the cylinder. Upward movement of the piston compresses the mixture into a small volume.

Compressing or squeezing the air-fuel mix is important for developing maximum power. The higher the compression, the greater pressure exerted on the piston when the air-fuel mix ignites. Compression also pre-heats the mixture, which helps it burn efficiently.

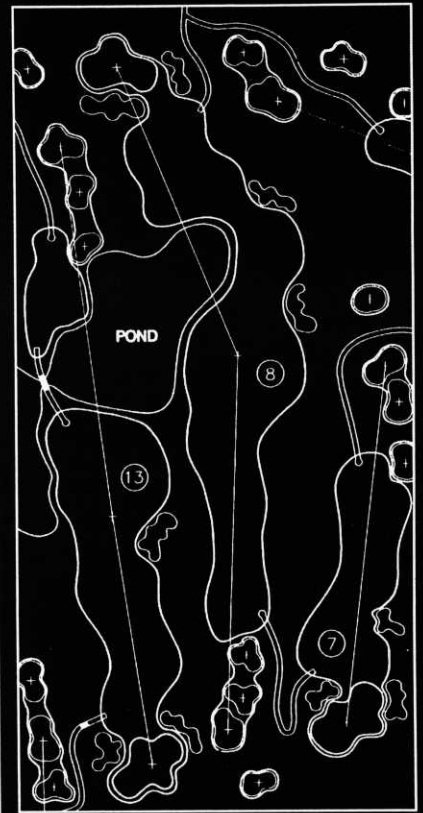
* **Power stroke.** The third stroke is the power stroke. The power stroke begins as the compressed air-fuel mix ignites in the combustion chamber. A spark plug, located in the cylinder head, creates an electrical spark in the combustion chamber, which ignites the air-fuel mix. The burning fuel rapidly expands, creating high pressure against the top of the piston. This pressure drives the piston downward. The downward motion provides the power to turn the crankshaft that, in turn, drives the equipment. The crankshaft converts up and down movement (on all four strokes) of the piston to rotary motion.

* **Exhaust stroke.** The final stroke of the cycle is the exhaust stroke. As the piston approaches the end of the power stroke, the exhaust valve opens. Pressure in the cylinder causes the exhaust gases to rush past the valve and into the exhaust system. The piston moves the cylinder up, pushing most of the remaining exhaust gases from the chamber. As the piston nears the top of this stroke, the exhaust valve begins to close as the intake valve begins to open.

The exhaust stroke completes the combustion process. The opening of the intake valve signals the beginning of a new cycle. This cycle occurs in every cylinder and repeats as long as the engine is running.

(Editor's Note: Robert Sokol is associate editor of Intertec Publishing Corp.'s ABOS Outdoor Power Equipment Book in the company's Technical Manuals Division.)

HERFORD • NORBY



GOLF COURSE
ARCHITECTURE




(612) 942-0266 (612) 944-5888

PENNCROSS SOD

from Country Club Turf

Grown by Golf Course Professionals
for Golf Course Professionals

Supplying over 200 Golf Courses Since 1987



24317 Durant St. N.E., East Bethel, MN 55005
(612) 444-6753

"A Quality Grown Reputation"

SURVEY

PLEASE MAKE A COPY OF THIS PAGE, ANSWER THE FOLLOWING QUESTIONS
AND RETURN TO THE MGCSA OFFICE

FAX: (952) 473-0576 E-MAIL: scott@mgcsa.org
OR MAIL TO: MGCSA SURVEY, P.O. BOX 617, WAYZATA, MN 55391

Name of course: _____

City: _____

1. Please check the kind of course you work at:

- Public Golf Course
- Private Golf Course
- Semi-Private Golf Course
- Municipal / County / State Golf Course
- Hotel / Resort Golf Course

2. Number of Holes:

- 9 holes
- 18 holes
- 27 holes
- 36 holes

3. Total Annual Maintenance Budget

- Under \$50,000
- \$50,000 - \$99,000
- \$100,000 - \$249,999
- \$250,000 - \$499,999
- \$500,000 - \$749,999
- \$750,000 - \$1,00,000
- Over \$1,000,000

4. How many full time workers do you have that work year-round (through the winter)?

- 1, 2
- 3, 4
- 5, 6
- More than 6

5. What are advantages of golf courses utilizing year-round employees (working through winter)?

New Solution

SUMMER HOURS

APRIL 17 - SEPTEMBER 22

IRRIGATION AND COMMERCIAL PARTS

Plymouth, Fridley, and Burnsville

7:00 am – 5:00 pm
Monday – Friday

Fargo Location

7:30 am – 5:30 pm
Monday – Friday



REELMASTER® 5500-D

Key Features

TRACTOR

- 35 hp Kubota® turbo-diesel for abundant power and long engine life
- High floatation front and rear tires for a low PSI on the turf and minimal tire marketing
- 2WD or 4WD models available to meet your needs
- Ergonomic operators platform for comfort and productivity
- Manually adjustable hydraulic reel speed control

CUTTING SYSTEM

- 7" diameter reels in either a 5, 7 or 11 blade configuration to meet a wide range of applications
- A productive 100" width of cut
- Single point bedknife-to-reel adjustment for ease of maintenance

PRODUCT
DEMONSTRATIONS
AVAILABLE

EQUIPMENT
FINANCE
PROGRAMS