

**We  
Wish you  
Simple pleasures  
Of happiness and laughter,  
Loving and sharing, giving and  
Caring through the season and ever  
After.**

**All of us from Simplot Partners thank you  
For your business and hope your holidays  
are filled with Joy.**



# Native Plants--

(Continued from Page 30)

After preliminary discussions with our grounds committee, I took my grounds chairman on a tour of the Shaw Arboretum. He was as impressed as I had been the first time I saw it. He brought along his camera and took some of the photographs which accompany this article. Another member of the grounds committee went with me when I took pictures of dormant foliage. Together, we sent to the entire membership a hole-by-hole description of our plans for native plantings, along with a description of each species. Because of these efforts, our plans were accepted.

## Implementing the Plan

The first step in implementing a native vegetation plan is to do a detailed site analysis of your area. Among the factors that must be considered when selecting which native species to use are: whether the site is tree covered or open ground, the particular soil type you are working with, whether the site is normally wet or dry, whether the site is typically in sunlight or shade and the direction of its exposure.

After you have determined which plants are suitable for a particular area, find a source for the materials. Your local Department of Conservation is the ideal place to begin. The people there should be able to provide you with a list of distributors who supply seed, plants, and trees.

As mentioned earlier, Missouri is an intermingling of prairie and forest. At Forest Hills Country Club, we are using representatives of both groups for our plantings. The tree species selected include native dogwoods and redbuds in their understory environment, bald cypress and sycamores in lowlands, red cedar on dry slopes, and oaks, haw-thorns, ash and prairie crabapples in their natural habitat. We have also done a planting of *Rhododendron roseym*, which is the only azalea native to this part of the country.

Establishing prairie plants, including many forbs and grasses, has been a much more challenging and rewarding experience. Bear in mind that all prairie plants are warm-

season species.

At Forest Hills, we used both seeds and plants in establishing our forbs. Most native forbs are perennials which do not flower until at least their second year of growth. If you want a quick flower show, then purchase one- or two-year-old plants from someone who grows them, or start some from seed and put them out the second year. We have done both.

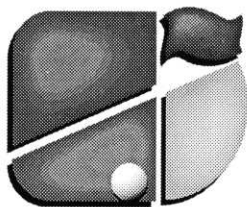
A small hoop house was purchased for approximately \$400, shelves were built and seed was planted around the middle of March. This process yielded approximately 15,000 plants that were ready to be transplanted by Memorial Day. We put some in pots for future use, but most of the material was transplanted in designated areas. The transplanting work involved the use of a generator, an electric drill with an auger, and lots of elbow grease.

For smaller landscape beds, we purchased one- and two-year-old plants from the Missouri Wildflowers Nursery, which collects all of its seed locally. They made an on-site inspection and helped us determine which species to use where. Over 2,000 asters, blazing stars, sunflowers, blackeyed susans, butterfly weeds, coneflowers and many other species were planted. They made a marvelous show this season. One species of blazing star was recommended for an unsightly rock gravel bank. Three hundred bulbs were put in the area with no soil amendment, and they looked great in August. All forbs were watered for two weeks after planting, then left unirrigated for the rest of the year. We are planning to put in several thousand more plants next year.

We pursued grass establishment in the same manner as forb establishment, using both seeds and plants. The growth of native grasses is similar to that of forbs in that there is not much to see until the second year. A one-acre Indian grass stand from seed was established in the following manner. The area was disked in August and planted with rye for a winter cover crop. In May, the rye was mowed, disked and gone over with a Gill Pulverizer to smooth and pack the seedbed. We then spread 15 pounds per acre of bearded Indian grass seed with a Vicon spreader and dragged it in lightly with a chain link fence, being careful not to get the seed deeper than 1/4 of an inch. Timely rains helped produce good germination.

Bluestem, Indian grass, sideoats grama, prairie dropseed, sand lovegrass and silver beardgrass were used in mass and as specimens. Little bluestem belies its name because some of the foliage in summer was the color of Aqua Velva after-shave. In the fall it takes on hues of red and pink and stays that color through the winter. It seems that all of these grasses are at their showiest in dormancy, with shades of orange, red,

(Continued on Page 33)



**GILL  
MILLER** INC.  
*Golf Course Architects*

**Design • Renovation • Master Planning • Practice Centers**

122 North 2nd Street • River Falls, WI 54022 • 715-425-9511 • e-mail: info@gillmiller.com

visit our website [www.gillmiller.com](http://www.gillmiller.com)

Member: American Society of Golf Course Architects

# Native Plants--

(Continued from Page 32)

pink, yellow, tan and brown giving a glorious display.

Prairie dropseed resembles weeping lovegrass in nature with its arching leaf canopy, and is sold widely as an ornamental specimen plant. It gives off a spectacular gold color in dormancy when planted in mass. Sand lovegrass has foliage that resembles a clump of fescue, but gives a showy reddish-purple seedhead in autumn. One species, silver beardgrass, puts out a seedhead that resembles a mass of angel hair. Also, buffalograss, a native of the loess prairie, was seeded in unirrigated roughs with excellent results. We then took plugs and put them in steep, western-facing bunker banks. There is an out-of-play area next to one of our tees that has periodic standing water. Instead of draining it, prairie cordgrass (sloughgrass) is now thriving in its natural habitat. As with the forbs, all species were irrigated during establishment for a period of two weeks and then left unirrigated.

## Managing the Landscape

The management of a native landscape bed is like a normal landscape bed, except less fertilizer and water are used. One pound of a 1-1-1 ratio fertilizer is more than enough for established plants. A newly seeded area is more difficult, however. Spring weeds germinate earlier and grow faster than natives. Therefore, nitrogen should not be used on first-year seeded natives. This action would only encourage weed growth. Mow often enough to keep the area at a 6-inch height. We did this with our Indian grass planting and had a good survival. Next year, the area will be mowed around the first of June and then allowed to go on its own. This perennial grass eventually will crowd out the smaller annual weeds. Native plants spend their first year's growth establishing roots (some get to a depth of 12 feet at maturity), so be patient.

What about chemical weed control? Research is very thin on this subject. Most people who have been re-establishing natives up to this point are preservationists who do not believe in chemical control. I respect their opinion. But when a planting is done in a public area and not somewhere out of sight in a preserve, there are always lots of doubters and second guessers in the first year when weeds begin to appear. We spot treated several areas with various chemicals and found some interesting results. Some chemicals will not harm certain native grasses, but they will torch others. A randomized complete block research design will be carried out by us to produce scientifically accurate results that should benefit us in the future. Once you get through the first two years of weed-control work, the game is over. It should not be necessary to treat it chemically again.

Thatch control is needed for native prairie grasses, just as it is for turfgrasses. If left unattended for several years, the grasses begin to choke themselves out. For millennia, nature took care of prairie thatch and tree invasion with fire started by lightning. Prairie fires would rage so intensely that settlers, when trapped by these fires, would have to disembowel their horses and climb inside their carcasses to survive. Fortunately, we do not have to resort to those means. Your conservation department will gladly show you how to burn safely in your area if it is permissible. I going to control thatch in many areas by mowing and picking up the residue with a sweeper.

**What is the future for native vegetation?** A recent edition of Landscape Management magazine discusses how to deal with widespread water shortages in the 21st Century. Only an ostrich would believe it is not going to happen. What will my priorities be when I am told to limit water usage? Obviously, greens, tees and fairways will take priority. But will there be enough water for landscape beds and out-of-play areas? The recent San Francisco earthquake was a terrible tragedy, but it could have been unthinkable worse without construction codes developed to limit damage. We need to establish the same long-term strategy for our vegetation in order for it to survive the worst crises that mother nature offers in the future.

Native vegetation is a long-term landscaping investment. Once established, it works. Our glaciated prairie of northern Missouri was in existence for roughly 10,000 years. The unglaciated prairie of western Missouri, as well as the Ozark region and southeast lowlands, have been evolving for millions of years. The drought of 1988 was brutal, but native vegetation has been through it thousands of times without a hitch.

Many articles have been written about prairies and native vegetation that have a poetic, Zen-like connotation to them. I would not go quite that far, but for me, it was still an extraordinary experience the first time I saw a true prairie. I now am convinced that our area takes a back seat to none in terms of natural beauty. You will feel the same way about your area when you discover your natives.

\*\*\*\*

(Editor's Note: Reprinted with permission from the USGA Green Section Record 1990 January/February Vol 28(1): 12-16.)



JEFFREY HARTMAN, PRESIDENT  
. RENOVATION . SITE DEVELOPMENT . LANDSCAPING  
. HIGH TECH DRAINAGE TECHNIQUES . DESIGN  
. EXCAVATING . GRADING

(612) 443-2958  
FAX (612) 443-3452

GOLF DIVISION

8011 BAVARIA ROAD  
VICTORIA, MN 55386

# RETIREMENT PARTY FOR LARRY MUELLER

WEDNESDAY, JANUARY 17  
4:00 ~ 7:00 P.M.

AT  
MINNESOTA VALLEY C.C. CLUBHOUSE

# EVEN WHEN IT'S EMPTY, IT'S LOADED.



Carryall Turf II

Our new Turf II is loaded with a great package of standard features. All of which makes a great vehicle an even greater value. Turf II is part of Carryall's complete line of versatile, dependable vehicles. To find out more, call or drop by your nearest authorized Carryall dealer.



## Minnesota Golf Cars and Utility Vehicles

CLUB CAR  
INGERSOLL-RAND

951 EAST 79th STREET BLOOMINGTON, MN 55420  
(612) 853-9836

## Membership Report

New Members: November 28, 2000


	Class
<b>Paul Anderson</b> Milaca Golf Club.....	B - GCSAA
1212 Maple Lane N., Princeton, MN 55371 W: 612/232-2032	
<b>Christopher Bach</b> Hillcrest Country Club.....	C
2585 Ivy Ave. E., #207, Maplewood, MN 55119 W: 651/777-5186	
<b>Tony Beneke</b> Oak Ridge Country Club.....	C
18227 158th St., Hamburg, MN 55339 W: 952/938-6900	
<b>Dale W. Brown</b> Lester Park Golf Course.....	C
3725 W. 5th St., Duluth, MN 55807 W: 218/525-0829	
<b>Larry Tomten</b> The Valley Golf Course.....	C
696 Highland Ave., Mondovi, WI 54755-1304 W: 715/926-4913	
<b>Dave VanValkenburg</b> Chisago Lakes Golf Estates.....	C
445 Labore Rd., Apt. 118 Little Canada, MN 55117 W: 651/257-1484	
<b>Steven Erie</b> Dacotah Ridge Golf Club.....	D
207 N. Whittet St., Redwood Falls, MN 56283 W: 507/644-7844	
<b>Todd Kobus</b> Lester Park Golf Course.....	D
201 W. Winona St., Duluth, MN 55803 W: 218/525-0829	
<b>Bryan Kraai</b> Bent Creek Golf Club.....	D
11790 Wilder Dr., #712, Eden Prairie, MN 55344 W: 952/937-0789	
<b>Jack Schade</b> Lester Park Golf Course.....	D
4626 Glenwood St., Duluth, MN 55804 W: 218/525-0829	
<b>Ryan Blechta</b> Minakwa Golf Club.....	Student
University of Minnesota/Crookston 207 Johnson Place, Unit D Crookston, MN 56716 W: 218/281-1773	
<b>Tom Bjornberg</b> Hydrologic.....	Affiliate
14260 Timothy Ave. N.E. Prior Lake, MN 55372 W: 612/542-1188	
<b>Craig Schreiner</b> Craig Schreiner Golf Course Architects.....	Affiliate
3250 Brinkerhoff Rd., Kansas City, KS 66115 W: 847/487-5313	

### RECLASSIFICATIONS

<b>Harvey Boysen</b> Northern Hills Golf Course.....	A to AA
<b>Mike Nelson</b> Dacotah Ridge Golf Club.....	B to A

Submitted by Richard Traver, Jr., CGCS  
Membership Chairman

*May peace be more than a season,  
may it be way of life!*



*Dear Friends,  
As we say goodbye to year 2000, everyone at  
Turf Supply Company would like to thank you  
for your continued business and look forward to  
working together in the New Year. Our wish to you  
is a joyous holiday season and a prosperous new year!*



TOGETHER

*30Years of Responsible Management of the Environment*

Turf Supply Company, 2797 Eagandale Boulevard, Eagan, MN 55121  
Phone: 651.454.3106 ♦ Fax: 651.454.7884 ♦ Toll Free: 800-551-4857

# CLASSIFIED ADS

## FOR SALE

1968 Ford 3500 Backhoe ~ \$6,900  
1978 Ford 2600 Tractor ~ \$990  
1952 Ford Tractor ~ \$500  
1994 Jacobsen TriKing ~ \$2,950  
1988 Chevy 1-ton Dumptruck, 2wd ~ \$4,900  
1989 Jac LF100 ~ \$1,750  
1995 Lastec 721 Articulator Rotary ~ \$5,990  
1988 Jac 720 Sweeper ~ \$1,995  
1998 Grass Craft Hover Mowers (2) ~ \$400 ea.

### Mushroom Fairway Markers

14 new (never used) red & blue ~ \$45 ea.  
14 used (decent condition) white ~ free with red & blue markers  
Other metal markers available

Contact: ERIC PETERSON  
Dellwood Hills Golf Club  
**(651) 426-3218**

## FOR SALE

### BALL PICKERS

Rogers 3-gang Spiker Unit  
Electric Auxiliary Hydraulic Lift

Contact: BOB DISTEL  
Wayzata Country Club  
**(763) 473-6955**

## FOR SALE

1991 Toro Sand Pro 14.  
Bunker Rake, 2900 hours.  
14 hp Kohler with 1000 hours on rebuild.  
500 hours on hydrostat rebuild.  
Dozer Blade, new style tooth rake.  
\$1,800/make offer.

### Air Max Circulating Fans

(2) Less than 10 hours use.  
5hp Briggs I/C, new condition.  
\$500 each

### Red Max Reciprocating Edgers

(2) New blades, good condition.  
\$200 each/make offer

Contact: CHAD BRAUN  
Prestwick Golf Club  
**(651) 459-0288**

## FOR SALE

Goosen Bale Chopper  
13hp motor, used very little.  
\$3,000/make offer

Contact: STEVE SCHUMACHER  
Izaty's Golf & Yacht Club  
**(320) 532-4284**

## FOR SALE

### Toro HTM 175 Fairway Mower

New parts last season.  
\$5,000/make offer

(2) Ryan Aerifiers/make offer.

Contact: MIKE COHRS  
Bluff Creek Golf Course  
**(952) 445-5588**

## FOR SALE

1995 Friend Speed Roller with Trailer  
National PTO-driven 5-gang  
Fairway Reel Mower...plus  
extra set of 5-gang verticut reels (1987)  
\$2,000/make offer

Contact: RED or MIKE  
Edina Country Club  
**(952) 922-9012**

## FOR SALE

Attachments for GM3000 Greensmower  
Set of Spikers. Great shape.  
\$1,100/make offer

Contact: JOE  
**(763) 644-2560**

**Happy Holidays to all Association Members and their families.  
During this season, let us all count our blessings.**



**Thank you to all our customers.**

**We appreciate your commitment to Quality Turf and Quality Construction Services.**

# When you need **Top Dressing Material...**



## you need Plaisted.

Plaisted Companies is the one call for all your golf course materials, including top dressing blends to meet your most demanding specifications.



**Plaisted  
Companies**  
INCORPORATED

P.O. Box 332 • 11555 205th Avenue N.W. • Elk River, MN 55330

**612-441-1100**

---

Construction Materials • Top Dressing Blends • Bunker Sand • Carpath Aggregate • Drintile & Decorative Rock

Photo courtesy of Burian Photography®

# Editor's Corner

By Rick Traver, Jr., CGCS  
Monticello Country Club



## Hello, Hello, Hello

Welcome to the inaugural newsletter of my editorial career. As embarrassed as I am to have it happen, you all are blessed with the privilege of looking at the above mug shot at least once per month for the rest of the year.

Hopefully the glare from my dome won't cause too much of a reflection, so as to bother your reading. As of course my writing will be of such fantabulous quality, you'll be more interested in reading than looking around.

## Thank You

My first order of business is to thank my predecessor, Steve "Shu" Shumansky for the many years of service he has contributed to editing this publication as well as the years he has/is spending on the Board of Directors. Hopefully my column will be as eloquent and insightful as his has been.

## MTGF Conference

I am writing this just after the MTGF conference and I hope everyone that attended felt they got their money's worth. I personally attended a couple of seminars that I found very

informative. Some of the seminars I find to be the most interesting are when other superintendents describe their maintenance practices. While some get a lot more complicated with their programs than I choose to, I am a "keep it simple" kind of superintendent.

I always find a piece of useful information in each and every talk, whether it be confirmation of a practice I am already using or something entirely new that had never occurred to me. Ultimately, it also always reminds me of the many ways there are to achieve the same goals.

I also hope everyone made a strong effort to make all the vendors in the trade show feel welcome. As many of you are aware, the vendors and their contributions to our organization and the trade show, help to make our dues and the fees for our conferences a lot more palatable. So if you didn't get the chance to talk with some of the vendors who attended, please make an effort through the year to thank them for their time and efforts.

## Final Applications

One of the many things I heard people talk about at the conference was their final fungicide applications. Did they get them on before the snow or after?

Some talked about getting out the Saturday before the rains with a chuckle and implication of how lucky they were. Others like myself had to mention that we were busy shoveling the light white ice off the greens and spraying the following Thursday and putting on covers Friday. It is times like that by the way when having done the Golf Pro and Clubhouse Manager some favors over the previous summer become very valuable. One thing I did notice was everyone was smiling no matter how much work it was, because the chemicals are down and the slower season has started. I hope everyone has an excellent winter.

## Articles and Information

As always we are looking for a few talented superintendent / journalists to write articles for *Hole Notes*. Please don't feel you have to write a six-page technical article. Like I mentioned earlier, there are many ways to achieve the playing conditions our golfers are looking for, and if you have a unique way of doing something, please let us know.

Also while I try to talk to as many people over the year as I can, if you have any newsworthy information regarding the membership, please E-mail me at [supytrav@soncom.com](mailto:supytrav@soncom.com), so that I can include it in our publication.

## Holidays

As I look out onto the course and see the blanket of snow which makes it look rather pristine, I can't help but think of how lucky I am, from my family to my job to my co-workers. Make sure you take this time of year to "smell the roses," refocus, or find your direction.

My wife Barb, my daughter Maggie and I wish that all of your compasses are working and that you have a wonderful and safe holiday season.

# GCSAA Education

## TURFGRASS ECOLOGY

Monday, March 5, 2001  
8:00 am to 5:00 pm  
Radisson Hotel South  
Bloomington, MN

Member Fee: \$110  
Non-member Fee: \$165  
CEUs: 0.7; Code: 01RS029-01

Textbook: "Turfgrass Ecology & Management"  
(11450815) Strongly Recommended  
GCSAA Price: \$31.00

## MAXIMIZING TEAMWORK

Tuesday, March 6, 2001  
8:00 am to 5:00 pm  
Radisson Hotel South  
Bloomington, MN

Member Fee: \$140  
Non-member Fee: \$210  
CEUs: 0.7; Code: 01RS056-01

Sponsored by the Minnesota GCSA  
and GCSAA

**TEXTRON**  
GOLF & TURF




For more information or to register,  
Call (800) 472-7878



# How


to make the perfect core

900,000 times an hour.



Whoever said consistency is boring never aerated a green. With the John Deere line of Aercore® Aerators, we've taken aeration to a new level of quality and quantity.

A lot of the credit has to go to our unique "Flexi-Link" design. The Flexi-Link is attached to the rear of the tine leg and absorbs the forward motion of the aerator, allowing the tines to stay perpendicular while they are in the ground. As the tines come out of the ground, the Flexi-Link pushes the tine leg forward into position for the next downward stroke.



The result is a very consistent, round hole with minimum tearing on the hole top. This is accomplished by the speed at which the tine rams operate and the Flexi-Link design.



Whether it's the tractor-mounted 1500 and 1000, or the walk-behind 800, a John Deere Aercore Aerator will have you coring like never before. For more information, call us toll-free at 1-800-537-8233. [www.deere.com](http://www.deere.com)



Nothing Runs Like A Deere®

## GREENIMAGE

12040 POINT DOUGLAS DR. S.  
HASTINGS, MN 55033

(651) 437-7747

(800) 950-4180

Official  
Golf Course  
Equipment  
Supplier



Nothing Runs Like a Deere®