




RIGHT THEN



RIGHT NOW



The Next Generation Cushman® Turf-Truckster®

In 1964, we created the world's first Cushman Turf-Truckster...and a whole new class of vehicles. Imitators soon followed. But none with the same soul. The new Cushman Turf-Truckster features a truckload of improvements including the only fully automatic transmission in a heavy duty work vehicle. With the same rugged dependability as the original, the Turf-Truckster remains, as it began, in a class by itself. Call **612-333-3487** and drive the new Turf-Truckster today!

CUSHMAN

E-Z-GO

RANSOMES

RYAN

CUSHMAN

CUSHMAN MOTOR CO., INC.

TEXTRON

2909 E. FRANKLIN AVE., MINNEAPOLIS, MN 55406 • (612) 333-3487 • TOLL FREE: 1-800-759-5343 • FAX: (612) 333-5903

TURF CARE AND SPECIALTY PRODUCTS

HOLE NOTES

Official Publication
of the
Minnesota Golf Course
Superintendents' Association

1998 MGCSA BOARD OF DIRECTORS

Officers

President Tom Fischer, CGCS
Edinburgh USA
612/315-8575 • Fax: 612/315-8585

Vice-President Pat Walton, CGCS
Rolling Green CC
612/478-2179 • Fax: 612/478-6025

Secretary Mike Brower
Hillcrest Country Club
651/777-5186 • Fax: 651/777-7463

Treasurer Rob Panuska
Waseca Lakeside Club
507/835-2574 • Fax: 507/835-3472

Ex-Officio Jim Nicol, CGCS
Hazeltime National GC
612/448-3626 • Fax: 612/448-1726

Directors

Jeff Churchill North Star Turf Supply
800/592-9513 • Fax: 612/484-8257

Paul Eckholm, CGCS Heritage Links GC
612/440-6494

Rick Fredericksen, CGCS Woodhill CC
612/473-5811 • Fax: 612/473-0113

Jim Johnson, CGCS Rich Spring GC
320/685-4322 • Fax: 320/685-3461

Mike Klatt, CGCS Elm Creek GL
612/478-8592

Tom Meier Worthington CC
507/376-9250 • Fax: 507/372-2547

John Queensland Cedar River CC
507/582-3595 • Fax: 507/582-3133

Steve Shumansky Perham Lakeside CC
218/346-6071

Bob Simondet Lesco Inc.
320/327-2929 • Fax: 320/327-2929

EDITOR

Steve Shumansky
E-mail: plcc@eot.com

EDITORIAL AND BUSINESS OFFICE

Scott Turtinen, Executive Director
Minnesota Golf Course
Superintendents' Association
240 Minnetonka Avenue South/P.O. Box 617
Wayzata, Minnesota 55391-1617
Tel: 612/473-0557 • Fax: 612/473-0576
Toll Free: 800-642-7227
E-mail: MGCSA@aol.com



FROM YOUR PRESIDENT'S DESK

Jim Nicol Encouraged To Run Again For GCSAA Board



This year was the first time in over 20 years that we had a candidate from Minnesota run for the Board of Directors of the GCSAA. I was very pleased that one of our members was willing to dedicate his time and effort to represent our Association and Superintendents in general at the national level. Jim Nicol conducted a great campaign, raising good issues and working diligently through Friday night and into Saturday morning. Unfortunately, there were six other candidates running for three offices — two candidates being incumbents. This made it even more difficult to win a seat on the Board. Despite the hard work by Jim Nicol and Jerry Murphy, and 42 out of 87 Chapters supporting Jim, he came within 700 votes of winning the election.

On behalf of our Association, I would like to thank Jim for his efforts in running for this national office and encourage him to consider running again.

* * * *

I would like to thank Steve Young and Dan Miller for arranging the hospitality room at the National Conference. We had a great turnout of 150 plus people who enjoyed the food and fellowship until the hotel closed the room. Steve said he is working on next year's party in New Orleans. We hope all of you will continue to attend.

* * * *

Each year as we attend the National Conference we wonder about what new technologies are in store for us. I am amazed at how many new products come on the market every year. This year I learned three methods to prevent bunker banks from eroding, saving golf courses considerable time and money by not having to push sand every time it rains. The Conference is a great education tool to learn more efficient methods in maintaining golf courses.

* * * *

Mike Klatt and his committee have begun planning this year's MTGF Conference. They have made some interesting changes for this December. If anyone knows of a good speaker for the program, please contact Mike. He is always open to new ideas.

— Tom Fischer, CGCS
MGCSA President

Williams-Gill



& Associates Golf Course Architects

Office (715) 425-9511
Facsimile (715) 425-2962
E-mail golfwga@presenter.com

Williams, Gill of Wisconsin
122 N. 2nd St.
River Falls, WI 54022

Garrett Gill, Principal

• Services •

- New Course Design
- Master Plans
- Golf Practice Center Design
- Environmental Planning
- Irrigation Design
- Renovation & Restoration
- Site Planning

HOLE NOTES (ISSN 108-27994) is published monthly except bi-monthly December/January, February/March for \$2 an issue or \$20 per year by the Minnesota Golf Course Superintendents Association, 240 Minnetonka Avenue South, Wayzata, MN 55391-1617. Scott Turtinen, Publisher. Periodicals postage paid at Wayzata, MN. POSTMASTER: Send address changes to HOLE NOTES, 240 Minnetonka Avenue South, Wayzata, MN 55391-1617.

Inside This Issue of Hole Notes

- 1** "Magic of Greenskeeping"
Mini-Seminar Set March 8
By Michael Brower
- 5** Tie a Yellow Ribbon 'Round
That Old, Old Pond
By Michael Brower
- 11** The Facts About Golf
Course Pesticides – GCSAA Online
- 12** Heavy Play, Weeds, Moss
And Dead Poa—What's Next?
By Bob Vavrek, USGA
- 15** My First Year As A Golf
Course Superintendent
By Thomas John Schmidt
- 25** Calcium
By Rick Gabler
- 27** How To Save Dutch Elm
Infected Trees by Tracing
By Tom Prosser

Departments

- 3** From Your President's
Desk By Tom Fischer, CGCS
- 8** Membership Report
By Tom Meier
- 21** Affiliate
News
- 30** Editor's Corner
By Steve Shumansky

Advertisers

Century Rain Aid	10
Classified Ads	22
Continental Golf	9
Country Club Turf	19
Cushman Motor Co.	IFC
Double Eagle Golf Construction	8
Glenn Rehbein Companies	13
Grove Nursery	IBC
Hartman	4
Herfort-Norby	21
Leitner Company	14
Minnesota Golf Cars	26
MTI Distributing Co.	16
MTI Distributing Co.	17
MTI Distributing Co.	23
North American Beach Sand	BC
North Star Turf Supply	24
Par Aide	11
Paskvan Consulting	22
Paskvan Consulting	25
P&H Warehouse	6
Peterson Seed	30
Plaisted Companies	29
Polfus Implement	20
Precision Turf & Chemical, Inc.	12
Prinsco	28
Tessman Company	18
Williams & Gill	3

MAKE PLANS TO ATTEND THE MARCH MINI-SEMINAR

MONDAY, MARCH 8, 1999 • 8:00 A.M.—4:00 P.M.
DOUBLETREE PARK PLACE HOTEL—MINNEAPOLIS

SPEAKERS:

MICHAEL BAVIER, CGCS, PAST PRESIDENT, INVERNESS GOLF CLUB
GORDON WHITEVEEN, CGCS, TORONTO BOARD OF TRADE GOLF CLUB

TOPIC:

THE MAGIC OF GREENSKEEPING — A PRACTICAL AND
INFORMATIVE SEMINAR ON GOLF COURSE MANAGEMENT

2 ONE-DAY GCSAA REGIONAL SEMINARS

MARCH 9 & 10, 1999

DOUBLETREE PARK PLACE HOTEL—MINNEAPOLIS

MARCH 9

TURFGRASS ECOLOGY — DR. KARL DANNEBERGER
OHIO STATE UNIVERSITY

MARCH 10

FINANCIAL MANAGEMENT — DR. RAYMOND S. SCHMIDGALL
MICHIGAN STATE UNIVERSITY

CONTACT GCSAA AT 1-800-472-7878 FOR MORE INFORMATION

HARTMAN

Est. 1972

****Sports Turf Specialists****

- High Tech Drainage Techniques & Design
- Renovation
- Excavating & Grading
- Landscaping

Jeffrey L. Hartman
President

8011 Bavaria Rd., Victoria, MN 55386 • 612-443-2958 • Fax: (612) 443-3452



Tie a Yellow Ribbon 'Round That Old, Old Pond

By MICHAEL BROWER
Hillcrest Country Club

Every time I step on a golf course, I see acres and acres of well-kept, fine turfgrass. I'm truly impressed with a Golf Course Superintendent's ability to meet the demands of today's golfers. I have a passion for lovely, smooth and fast greens. Lately though, I have taken a closer look at another type of grass on the golf course, ornamental grass. I now have a passion for lovely, colored and hardy ornamental grasses.

Ornamental grasses have been around a long time, but until recent years, they really weren't used extensively in the landscape. I'm beginning to see a change though, especially on golf courses. I recently took a long look at a nice looking pond on our golf course and said to myself, "I'm going to tie a yellow ribbon around that old, old pond!" My inspiration came for the awesome displays of ornamental grasses that I had more frequently been seeing along roadsides, on private property and on Southern golf courses of America.

My search for the right grasses for this project made me aware that my options were abundant. It soon became a choice of what look we wanted, and how much money were we willing to spend on this yellow ribbon. There were no less than six local nurseries with wonderful plant material at reasonable costs. That yellow ribbon was now becoming a mix of colors, but wonderful ones at that. My final choices were *Miscanthus sinensis* "Silberfeder" Silver Feather, an elegant, upright grass of six feet with shimmering white fan-shaped blooms, *Miscanthus sinensis* "Purpureascens," with growth to four feet, and leaves that turn bright red-orange in the fall and *Calamagrostis acutiflora* "Karl Foerster," a showy, five foot tall grass with showy, feathery plumes. Buying in bunches always pays off, and we were able to find a very large wholesale nursery here in the Twin Cities that was selling quart pots of established plants for \$2.30 per plant. If you're looking for results the first year, and a better chance of survival, buying rooted, potted plants is preferred over bare root divisions for ornamental grasses. After measuring the length of the pond



Two-year old plantings, Hole 4, Hillcrest Country Club. Front to back, *Miscanthus* "Purpureascens," *Miscanthus* "Silver Feather," *Calamagrostis* "Karl Foerster"

perimeter, and deciding on how deep our ribbon would be, we placed our order for plant material and supplies. A good rule of thumb is to space plants equal to their mature height, but this depends on the look you want to achieve. We decided to plant with four foot spacing. Another good rule of thumb, which also depends on what you want to achieve, is a minimum of eight feet for your buffer or ribbon of plants around the pond.

These rules of thumb will help you accomplish several important things: it gives you some insurance in case you lose a couple of plants here and there and it will generally be thick enough to allow nesting of ducks, songbirds, butterflies and other small wildlife. It will act as a barrier to the pond for geese and it will give you more flexibility and creative freedom to vary your plant groupings and textures.

There are several ways to go about preparing the site for planting. I prefer not to use herbicide to get rid of existing plants or grass along water. My choice is to pull or dig any undesirable plants and use a sod-cutter to remove sod and other matted plant material. In this ribbon project, I also chose to seed the entire buffer with a mix of perennial and annual wildflowers and sheep fescue. Preparation of the soil for seeding is easily accomplished with the use of a small garden tiller or can be hard-raked by hand. A couple of

(Continued on Page 7)

EAGLE™ Series Rotors



Call your Rain Bird
Golf Distributor at
800-422-1487

P & H WAREHOUSE SALES, INC.

RAIN-BIRD SALES, INC. GOLF

PLYMOUTH

9835 10th Ave. N.
Plymouth, MN 55441
612-542-1188
FAX 612-546-7515

EAGAN

1971 Seneca Road
Eagan, MN 55122
612-687-0282
FAX 612-687-0382

ST. CLOUD

415 Sundial Drive
Waite Park, MN 56387
320-259-6448
FAX 320-259-0165

SIoux FALLS

2303 W. 50th St.
Souix Falls, SD 57105
605-357-9577
FAX 605-357-9960

RAPID CITY

1945 Rand Road
Rapid City, SD 57702
605-355-9003
FAX 605-355-9033

Yellow Ribbon—

(Continued from Page 5)

inches of loose soil will provide good seed to soil contact necessary for germination. Dispersal of the seed is best done with a small hand-held spreader. I highly recommend the use of wildflower seed along with the ornamental grass in these situations. The wildflowers will provide good color the first year and beyond, while the ornamental grasses become more established. Sheep fescue will provide a nice nurse crop for erosion control and aesthetic purposes while the wildflowers mature. Seeding rates for wildflower seeds are typically 6-12 pounds per acre, there are usually about 500,000 seeds per pound, and prices range from \$20-40 per pound, so you undoubtedly get a lot of bang for your buck (and a lot of color for your ribbon). I always use the higher rate with wildflower seed. The use of an erosion control product can be beneficial, but many of the rolled matted versions do not allow a large amount of the wildflower seedlings to poke through the material and become established. I prefer the bagged, recycled paper products that can be easily spread with a small walk-behind spreader, which spread out and hold water once they are wetted down on the surface. A new variety called Penn Mulch comes with a small amount of starter fertilizer which is helpful for plant establishment, and has performed very well in these ribbon projects for me. Once you have done the measuring, figuring, searching and purchasing of materials, this is a good ribbon recipe:



Ornamental grasses and wildflowers near the 17th tee at Hillcrest Country Club.

- 1) Pull out or dig up any undesirable broadleaf plants.
 - 2) Remove grass and other matted vegetation with sod cutter.
 - 3) Till or hard-rake to a minimum depth of two inches and smooth.
 - 4) Spread wildflower and sheep fescue seed over site and rake in.
 - 5) Spread erosion control and plant aid mulch.
 - 6) Plant ornamental grasses at desired spacing.
 - 7) Lightly and frequently water daily until established.
- If your site affords you the opportunity to plant small colo-

nies of woody plant material (both deciduous and evergreen) on the boundaries of the ribbon, you should use that opportunity. This will add even more textures for all four seasons and will dramatically advance your efforts to increase the songbird population. Plant shrubs and small trees that will benefit wildlife like crabapples, hawthorns, dogwoods, birch, serviceberry, winterberry, plum, cherry, mountain ash, lilac, arborvitae, yew and viburnum to name a few. You will notice the increase in songbirds and other desirable creatures soon after planting and will be just as pleased



Eight- to 10-foot plant ribbon.

when you begin to hear the positive comments from the golfers about the beautiful ribbon of color and unusual texture that you've added to the course.

These projects are best done in the spring, which will allow for a full year of development of the ornamental grasses before winter. Once established, very little maintenance is needed for all of these plants. In early spring each year before new growth begins, the wildflowers and ornamental grasses must be cut back to the ground or burned if permitted and supervised closely. If this isn't done, growth will be delayed and full potential not reached. String trimmers work fairly well, but burning is recommended at least every other year. Injury to the plants and the loss of winter ornamental value will result if cutting or burning is done in the fall. If you would like to find out more about ornamental grasses for this region, contact the University of Minnesota Extension Service to order the North Central Regional Extension Publication #573, titled *Ornamental Grasses for Cold Climates*, written by Mary Hockenberry Meyer, Don White and H. Pellett, all professors in the Department of Horticultural Science at the University of Minnesota. This is a wonderful reference for species names, growth characteristics, ornamental value and hardiness.

Ornamental grasses offer a change of pace from the well-manicured turfgrass on golf courses. They're fast-growing plants, ornamentally attractive throughout the year, require little maintenance, have very few pest problems and add a terrific variety of texture and color to the golf course landscape. Go for it! Tie a yellow ribbon around that old, old pond!

Applications For 1999 MGCSA Legacy Awards and MGCSA Scholarship Awards Are Available at the MGCSA Office

The MGCSA Legacy Awards offer educational aid to the children and grandchildren of Class AA, A, B, C, D and Affiliate MGCSA members who have been an active members. The MGCSA provides scholarships to students attending college or vocational programs at any accredited post secondary institution.

Scholarship recipients are selected on the basis of academic record, potential to succeed, leadership and participation in school and community activities, honors, work experience, a statement of education and career goals and an outside appraisal.

Questions regarding the scholarship program should be addressed to:

MGCSA Scholarship Committee
240 Minnetonka Ave. So.
P.O. Box 617
Wayzata, MN 55391

* * *

Phone: (612) 473-0557
Toll Free: 1-800-642-7227
Fax: (612) 473-0576

Applications must be postmarked
by June 1, 1999.

MEMBERSHIP REPORT


NEW MEMBERS: JANUARY 28, 1999

	Class
Joe W. Wollner Cragun's Golf 9991 Shady Lane North, Brainerd, MN 56401 W: (218) 587-4774	GCSAA — A
Edward Dunkley Grand National Golf Club Rt. 2, Box 361, Hinckley, MN 55034 W: (320) 384-7084	GCSAA — B
Ronald Hines Spring Brook Golf Course 2128 Naples St., Mora, MN 55051 W: (612) 576-4923	GCSAA — B
Clifford D. Peterson Adobe Creek Golf Club 3520 Banyan St., Santa Rosa, CA 95403 W: (707) 765-3000	GCSAA — B
Steven R. Benson Grand National Golf Club Rt. 3, Box 411, Hinckley, MN 55037 W: (320) 384-7084	C
Seth Langager Meadow Lakes Golf Club 1108½ 3rd Ave. S.E., Rochester, MN 55904 W: (507) 285-1190	C
Bradley W. Schulz Stonehenge Golf Club 79 Woodmere Apt. Loop #304, Crossville, TN 38558 W: (931) 484-3742	C
Jon Frederick Powell University of Minnesota — Dept. of Plant Pathology 15666 Cornell Trail, Rosemount, MN 55068 W: (612) 625-5290	E
Darrin Johnson The Andersons 807 S.E. Kensington Rd., Ankeny, IA 50021 W: (515) 964-9187	Affiliate
Bill MacDonald E-Z-GO Golf Cars 1351 Dunbar Way, Mahtomedi, MN 55115 W: (612) 922-1550	Affiliate
Mark Stennes Top Notch Tree Care 462 Old Hwy. 8 S.W., New Brighton, MN 55112-7707 W: (612) 922-3239	Affiliate

Reclassifications

Christopher A. Smith Town and Country Club	D to C
--	--------

— Tom Meier
MGCSA Membership Chairman



Mel Strand, CEO
35 years experience

Double Eagle Golf Construction

*Redesign the Old
...Construct the New*

17715 Jefferson St. NE • Ham Lake, MN 55304 • **(612) 434-0054**

CONTINENTAL GOLF TURF SERVICES

The 1999 golf season is getting closer. Now is the time to reserve your custom Hydroject 3000, Liquid Wetting Agent and/or Soil Reliever Deep Tine Aerification applications for the summer.

THE HYDROJECT 3000

The Hydroject 3000 water injection aerator is one of the essential tools golf superintendents have in helping to maintain healthy turf throughout the growing season. High velocity water injection penetrates 4 to 8 inches and laterally fractures soil layers. This type of penetration improves water uptake and advances root growth that gives you a more stress tolerant turf. With the Hydroject 3000 we can aerate your greens or other turf areas when they need it most; just days before a tournament or under a hot stressful sun. Hydroject 3000 smoothes greens as well. You will have a more uniform putting surface while keeping the same height of cut; you can even increase green speeds 10 to 15 per cent.

A NEW OFFER - LIQUID WETTING AGENT

Wetting agents have been used to maintain healthy turf by improving the efficiency of water use along with other products you apply during the growing season. In the past, wetting agents ran through the hydroject in the form of a dissolvable tablet. Now it can be applied at varying strengths in a liquid form so we can apply the amount you desire. We can use your wetting agent or we will supply the wetting agent.

SOIL RELIEVER DEEP TINE AERIFICATION SERVICE

The combination of greater water usage, heavier equipment and increased foot traffic results in deeper compacted soils. When poor drainage symptoms occur due to compaction, cultivation practices should be increased. Plants require oxygen to grow. By relieving compaction with the Soil Reliever, you will have a root system down to the depth you aerify. With deeper roots you get more wear tolerance with less stress, therefore a healthier turf grass. Our Soil Reliever can use a solid or coring tine at depths for 8" to 12" and diameters of tines from ½" to 1 inch. The hole spacing can be from 3" to 5". We provide 1 set of tines, the tractor, the Soil Reliever and the operator, or we can deliver it without the operator and provide instructions on how to operate the Soil Reliever so you can rent it over a period of days. The prices vary with or without an operator and will be determined by the square footage of the area contracted.

Please contact Jerry Webb at Prestwick GC for prices and scheduling on the dates you desire.


651-459-0288 or FAX 651-458-9175

Keep Your Course In Top Condition...

Legacy Golf

Control water, labor and energy costs with a Legacy irrigation system.

Century is your local distributor with a complete line of rotors, valves and controllers.



With Irrigation Supplies from

CENTURY RAIN AID

Sprinklers • Valves • Controllers • Fountains • Pump Stations • Controller Service Repair


Golf course superintendents like yourself are making plans to get their courses in top shape for the new season. And irrigation is at the top of their lists. Century golf professionals can show you how to maintain a highly-playable course, and can

help solve any irrigation or drainage problems. They can also show you what's new in clubhouse landscape lighting, water features and more. Call today for a FREE catalog and on-site consultation: **800-347-4272**.

Controller Board Repairs

Call Century when you need controller board repairs for Rain Bird and Toro golf controllers.

Replacement boards can be shipped within 24 hours. Call 888-855-9132.



SyncroFlo Pumps

An efficient pump station can solve many irrigation problems. Century now offers the

SyncroFlo Eagle Series, the premier system for golf courses.




SyncroFlo, Inc.

Aqua Master Fountains

Improve water quality with an aerating fountain. Century can also show you how

to create water features from existing streams or ponds.




Superior Aerial Management Systems

CENTURY RAIN AID

www.rainaid.com
800-347-4272

Now Serving These Major Markets: Alabama, Connecticut, Florida, Georgia, Illinois, Indiana, Kentucky, Maryland, Massachusetts, Michigan, Missouri, New Jersey, North Carolina, Pennsylvania, Virginia, Wisconsin and Ontario, Canada.

CENTURY GOLF PROFESSIONALS > MINNESOTA • DON CHELMO ☎ 612-509-9290 • JOHN MARKESTAD ☎ 608-742-0377