

Design, Maintenance: A Crucial Marriage

By MICHAEL HURDZAN

Golf Course News

Part 1 of 2

In no other form of construction are design and maintenance so closely intertwined as with golf courses. Both are driven by the same objective: to provide the golfer with the most pleasant recreational experience possible. To reach this objective, designers and superintendents must be fully sympathetic to each other's purposes and problems. Some of the issues involved and some of the compromises both must face regard drainage, earthmoving, greens and green surrounds, tees and bunker design.

First, maintenance is more important to the golfer than design. Given a choice between a well-designed but poorly maintained golf course, or a poorly designed but well-maintained one, the golfer will nearly always choose the best maintained. Second, maintenance often has a greater influence than design on a course's difficulty and speed of play. When greens are kept fast, fairways lush and narrow, roughs long and sand bunkers soft, you can bet the course will play difficult and slow.

Last, it is the visual impact or interesting patterns of color, texture and height that help make a course memorable and enjoyable. Usually this is achieved through mowing patterns, landscaping and selective maintenance, all under the superintendent's control.

This means the superintendent should be given more credit for making a round of golf an enjoyable experience. (Such influences of superintendents are more than 100 years old, for in researching old magazines I continually find references to the great condition of a

course, with only occasional mention of the design).

Because of the role of maintenance, a superintendent should be hired early in the planning.

Drainage Most Crucial

The single most important element of a golf course is drainage. Everyone has heard the story of the superintendent who was asked what it takes to keep a golf course beautiful. His reply: "About 5 percent drainage, and if you don't have much common sense, then put in more drainage."

Drainage is especially significant to effectively practice Integrated Pest Management.

Two elements of drainage must be studied and coordinated: surface drainage and sub-surface drainage. Unless a site has perfect internal drainage or no rainfall, the entire site must be analyzed for its drainage characteristics and patterns, and these should be planned for until all of the water leaves the site. This usually means a system of drainage swales, catch basins and revetments that exhaust into pipes or tile, a tile system for all greens and bunkers, a series of ponds and drains, and sometimes a retention-detention basin.

The flatter the site and/or the tighter the soils, the more important and complicated drainage becomes. Drainage installation can be expensive, so many times the course architect must cut back on the scope of drainage in order to stay within the budget. Many believe drainage can be installed later, but earthmoving and amended soils for greens must be done now. It is a compromise of the "ideal" and the "adequate." The

designer and superintendent know the value of drainage and must try to convince the owner not to compromise, but often this is futile.

Sadly, this is also true of almost every facet of course construction, but golf course developers must fully understand what complications they are causing.

Earthmoving a Critical Factor

Earthmoving can be another design consideration related to maintenance, especially if it creates better drainage patterns, softens steep grades that might be difficult to water and mow, or reduces traffic funnels or barriers. Specifications that preserve topsoil, insure compaction and provide for clean fill material are other design influences that impact maintenance.

Superintendents should advise designers on any areas that may complicate maintenance or require hard work. Many times such problems can be addressed during earthmoving.

Greens Directly Dictate Maintenance

Greens are the most intensively maintained part of a course, and their design directly dictates future maintenance. Greens design should first produce good surface and subsurface drainage. My personal approach is to design greens that surface-drain in three or four different directions, not just one.

Secondly, we always install tile on 15- to 18-foot centers and backfill them with 1/4-inch pea stone under putting surfaces and bunkers. Finally, we try to stay around 1-1/2 percent slopes within probable hole locations.


(Continued on Page 25)

Troubled waters?

Otterbine Aerators

The prescription for troubled breathing, poor circulation, and changing temperatures in ponds and lakes is practical engineering that is esthetically pleasing.

These aerators range in power, circulating from 600,000 to 20 million gallons of water in a



24-hour period. Each complete, turnkey system is delivered fully assembled; no special pumps or foundations are required.

Striking patterns begin with the Starburst, Rocket, Sunburst, Constellation, or Phoenix working alone or mingled together. Add the Otterbine Fountain Glo™ lighting system for spectacular evening display as well as security or the Rock Float Cover for the illusion of natural spray.

Otterbine Aerators meet the water management needs of golf courses, parks, recreational lakes, office developments, and residential condominiums. Call or write for more information:

MTI DISTRIBUTING CO.

14900 21st Avenue North
Plymouth, MN 55447

612-475-2200

1-800-362-3665



Ten Ways Superintendents Promote

Usually, the superintendent isn't thought of as the marketer for the golf course. But superintendents can and do have a big impact in promoting the golf course beyond providing premiere playing conditions. Here are a few of their public relations efforts:

Publish bulletins to local residents about chemical use on the golf course, explain IPM programs and pesticide methodologies and other aspects of golf course management.

Post GCSAA's *Greentips* in the pro shop or clubhouse. This series of fact sheets provides important information to golfers such as golf car use, frost delays, recycling and pesticide use.

Provide regular lawn-care tips to the local newspaper.

Write articles for publication in professional journals, such as *Golf Course Management* magazine or *Hole Notes*.

Give reporters legitimate news, such as information about an upcoming tournament.

Invite reporters and other key contacts to play golf at the course.

Inform golfers in advance of construction or maintenance practices. Then golfers can schedule guests when the course is in top condition.

Invite schoolchildren to see what golf courses do for the environment.


Provide instructional posters on divot and ball mark

repair to the golf professional.

Contribute to the community. They speak to garden clubs, environmental organizations, civic and business groups and schools.

Statistics: Fifty percent of GCSAA members volunteer their time in nongolf community activities and 72 percent donate their time to community golf events.

— *Leaderboard*




HOLE NOTES EDITOR ROB PANUSKA chats with MTT's Butch Greeninger,

QUALITY SUPPLIER OF TURF

- **Washed** and Regular Turf (Sod) in 1½ yd. or up to 55 yd. Big Roll Size (42" Wide)

TURF TYPES:

- ELITE KENTUCKY BLUEGRASS BLEND
- SPORTS TURF
BLUEGRASS/P. RYEGRASS BLEND
BENTGRASS



GLENN
REHBEIN
COMPANIES

MEMBER

NCTGA	MGCSA
MSTMA	WTA
SDGSA	ISTMA
MTGF	TPI

For Quality Turf Contact:
(612) 674-7937 • FAX: (612) 674-7044

8651 Naples St. N.E.
Blaine, MN 55449

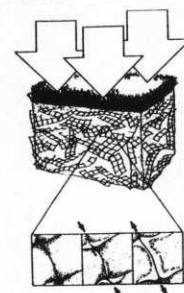
QUALITY CONSTRUCTION & RECONSTRUCTION

- *Golf Courses*
- *Sports Fields*



NETLON® ADVANCED TURF SYSTEMS

Self-Cultivating means healthier turf and better drainage.




NETLON® MESH ELEMENTS AND MIXES

For Compaction Resistance on cart paths, sports fields and other high use areas.

For Quality Construction & Netlon® Products Contact:
(612) 784-0657 • FAX: (612) 784-6001

BENTGRASS SOD



WASHED

OR

UN-WASHED



Grown by golf course
professionals for golf
course professionals

Supplying over 150
golf course's since 1987

612-470-0037

"A quality grown reputation"

Design—

(Continued from Page 21)

The type of root zone used in greens should be based on water-quality analysis of the proposed irrigation supply, the turfgrass to be used and the microclimate of the green or golf course. Selecting a green construction method by any other way ignores the design/maintenance relationship.

Green surrounds should be designed to provide room to turn greensmowers, spread out foot traffic, permit collar mowing with a triplex machine, reduce the amount of sand blasted out onto the green, and combat localized dry spots on putting surfaces caused by super-heated sand faces. If mostly riding machine maintenance is expected, then 12-foot collars are needed. But if anticipated budgets allow for hand maintenance, 3-, or 4-foot collars will work.

Irrigation systems can be designed to deal with such site influences as wind, soils, slopes, micro-climate and turfgrass types. Individual head control on greens is considered a minimum so that each section of the green can be individually irrigated, and often there are additional heads to water the green surrounds if they have different requirements. Quick couplers for hand-watering are always installed and their locations, as well as the type of control system and location, should be done in consultation with the superintendent.

Greens should be designed to provide adequate cupping area. Our personal goal is 15 to 18 separate and distinct hole locations. This spreads out foot traffic and adds interest to the course. We like to have four or five of these cupping areas to be very demanding in shot value, and the remainder very forgiving of errors on approach shots.

Tees and Bunkers

On tees, the design intent is to provide not only strategy and interest through multiple settings, but to enhance maintenance by providing surface drainage, adequate space to spread out traffic, insuring good air

drainage across the tee and providing an appropriate irrigation system.

The rule of thumb for adequate size is 150 square feet for every 1,000 Grounds played on wood shot holes. That is, for 20,000 rounds a year, an adequate tee size for par 4s and par 5s is 150 x 20, or 3,000 square feet per 1,000 rounds of golf played.

Designer and superintendent will have many discussions on bunker style, shape, size, slope and sand size. Some favor flat sand because it is easy to rake, and in their minds is the most natural form, speeds up play, etc.

Others, like myself, think of bunkers as message boards meant to communicate certain information to the golfer, and as such we prefer splash bunkers and or high sand faces. My bunkers are not easy to care for. In fact, only 75 to 80 percent of each bunker can be raked with a power sandtrap rake. The rest is hand labor.

It is the client's decision between ease of maintenance or flash. However, no matter what bunker type is used, there are some general design techniques and specifications related to maintenance.

First, the bunker should be built to reject surface water from running into it, especially on sand faces, to reduce water erosion. This means that all edges of the bunkers should be at least a couple of inches above grade.

Second, the bunker should be drained either by tile or French drain. Also, the bunker bottom should be perfectly concave or bowl-shaped, smooth and compacted before sand is installed. Sand depth should be at least 6 inches — and 8 inches is preferred. The sand should be of angular shape and in the range of .25 millimeter to 1 millimeter, favoring the larger particles in windy areas. Color doesn't matter.

It is strongly recommended that grass bunker faces be treated with growth regulators, or planted to slow-growing greasses to reduce the need for edging and mowing.

(Reprinted with permission from *Golf Course News*.)

**PLAN
TO
ATTEND
THE
70TH
MGCSA
ANNUAL
MEETING
AT
THE
1997
MTGF
TURF
AND
GROUNDS
FOUNDATION
CONFERENCE
AND
TRADE
SHOW
DECEMBER
10, 11 & 12
AT
THE
MINNEAPOLIS
CONVENTION
CENTER**

**FOR MORE INFORMATION
CONTACT THE MGCSA
BUSINESS OFFICE AT:
612/473-0557 OR
TOLL FREE: 1-800-642-7227**

MGCSA MEETINGS

at the 1997 MTGF Conference and Trade Show

Wednesday, December 10

MGCSA Past Presidents' Lunch 12:00 noon
MGCSA Annual Meeting 5:00 p.m.
MGCSA Hospitality Night 7:00 p.m.

Thursday, December 11

MGCSA Awards Luncheon 12:00 noon

(All meetings are at the Minneapolis Convention Center.)

Penn State Accepting Applications

GOLF COURSE TURFGRASS MANAGEMENT PROGRAM

Applications are now being accepted for Penn State's Two-Year Golf Course Turfgrass Management Program for the class beginning in September of 1998. There is an application fee of \$35.00 and the deadline for applications is December 31, 1997. Applications can be obtained by calling (814) 863-0129 or by writing to: Golf Course Turfgrass Management Program, The Pennsylvania State University, 221 Ag. Sciences and Industries Building, University Park, PA 16802-3504.

Communication Tips

To be an effective communicator, you must adapt to the communication style of others. Following are some techniques to help you communicate with people who are:

Ambitious, forceful and decisive:

- Be clear, specific and brief.
- Stick to business.
- Have support materials well-organized.

Magnetic, enthusiastic and friendly:

- Provide a warm, friendly environment.
- Don't deal with a lot of details
(put them in writing).
- Ask "feeling" questions to draw opinions.

Patient, reliable and relaxed:

- Break the ice with a personal comment.
- Present your case in a non-threatening manner.
- Ask "how" questions to draw opinions.

Conservative, perfectionist and careful:

- Prepare your "case" in advance.
- Stick to business.
- Be accurate and realistic.

— The Plotkin Group

**THE LAST THING YOU WANT TO DO WHEN IT'S 90° WITH
HIGH HUMIDITY IS SUIT UP AND SPRAY. UNTIL NOW.**

INTRODUCING THE TORO MULTI PRO® 5500 WITH OPTIONAL AIR CONDITIONED CAB.

- Now the world's best sprayer just became the coolest.
- Toro's Multi Pro 5500 is a dedicated sprayer offering unprecedented application precision and consistency.
- Optional air conditioned cab features a charcoal filtering system that allows cleaner, cooler air to circulate throughout and removes most pesticides.
- Ergonomically designed cockpit offers operators ultimate control, comfort, and safety.
- Multi Pro 5500 accessories include:
Pro Control™
Go Boom™
Sonic Boom™



MTI DISTRIBUTING CO. **TORO**

PLYMOUTH HEADQUARTERS
14900 Twenty-first Avenue North
Plymouth, Minnesota 55447-4655
1-800-362-3665 • 612-475-2200
FAX: 612-475-0351

FARGO BRANCH
4310 Main Avenue
Fargo, North Dakota 58104
1-800-782-1031
701-281-0775

It's about **TORO**
playability™

©1997 The Toro Company

When you need **Top Dressing Material...**



you need Plaisted.

Plaisted Companies is the one call for all your golf course materials, including top dressing blends to meet your most demanding specifications.



**Plaisted
Companies**
INCORPORATED

P.O. Box 332 • 11555 205th Avenue N.W. • Elk River, MN 55330

612-441-1100

Construction Materials • Top Dressing Blends • Bunker Sand • Carpath Aggregate • Drainfile & Decorative Rock

Photo courtesy of Burian Photography®

1997 MTGF CONFERENCE AGENDA

December 10, 11 & 12 • Minneapolis Convention Center

WEDNESDAY

DECEMBER 10, 1997

MORNING SESSION

- 7:00-8:45 a.m. Registration
- 8:30-12:00 noon **General Session** **Ballroom A**
- 9:00-9:30 a.m. President's Welcome / MTGF Update — *John Hopko*
- 9:30-10:30 a.m. **Speaker: Dr. Zacharie Clements**
Inner Management, Inc.
Topic: Inner Management: Making a Positive Difference in Difficult Times
- 10:30-10:45 a.m. Break
- 10:45-11:45 a.m. Dr. Zacharie Clements (continues)

AFTERNOON SESSION

- 11:45-5:00 p.m. **TRADE SHOW OPEN**
- 12:00-2:30 p.m. Lunch in the Trade Show
(Lunch for Vendors begins at 11:30 a.m.)
- 2:30-4:25 p.m. Concurrent Sessions
- Concurrent Session I — Soils** **Room 102 ABC**
Dr. Wayne Kussow
- 2:30-3:20 p.m. Root Zone Mix for Putting Greens — *Dr. Wayne Kussow*
- 3:30-4:25 p.m. Basics of Nutrient Management for Turf — *Dr. Wayne Kussow*
- Concurrent Session II — Irrigation** **Room 208 AB**
Jeff Crean
- 2:30-3:20 p.m. Irrigation System Design Basics — *Jeff Crean*
- 3:30-4:25 p.m. Efficiency in Irrigation — *Jeff Crean*
- Concurrent Session III — Arborists** **Room 102 DEF**
Carl Whitcomb
- 2:30-3:20 p.m. Is Green Good Enough? — *Carl Whitcomb*
- 3:30-4:25 p.m. Tree/Grass Competition — *Carl Whitcomb*
- Concurrent Session IV — Harassment** **Room 211 AB**
Patrick Herndon
- 2:30-3:20 p.m. Responding To and Preventing
Claims of Harassment — *Patrick Herndon*
- 3:30-4:25 p.m. Emerging Personnel Issues — *Herndon*
- Concurrent Session V — Golf/Sports Turf** **Room 208 CD**
Jack Litvay
- 2:30-3:20 p.m. Commonly Used Fertilizers — *Jack Litvay*
- 3:30-4:25 p.m. Alternative Ways to Treat Turf — *Jack Litvay*
- Concurrent Session VI — Parks/Schools** **Room 211 CD**
Martin Macca
- 2:30-3:20 p.m. How to Select a Private Landscape, Architectural
and Planning Firm — *Martin Macca*
- 3:30-4:25 p.m. Public and Private Partnering
For Sustainable Design Solutions — *Martin Macca*

(Continued on Page 30)

Daco**N**il2787
Ech**O**720
Chlo**R**oneb7.5G
DaconilUl**T**rex
C**H**ipco26019

Tran**S**film
T**er**emecSP
Cle**A**ry3336
Terracl**R**75WP

Sen**T**inel40WG
T**U**rfcide400
Prosta**R**50WSB
Tur**F**cide10G

Death, taxes, *Poa annua* and snow mold. If Benjamin Franklin would have been a golf course superintendent, this would have been his list of things that cannot be avoided. With due respect to Mr. Franklin, we believe at least one of these items can be removed from his list. This subliminal message is brought to you by one of the area's most dependable sources of snow mold protectants and other turf care products. At North Star, we sell a lot more than just iron.



NORTH STAR TURF, INC.

612-484-8411 800-592-9513

THURSDAY

DECEMBER 11, 1997

MORNING SESSION

All morning sessions qualify for MDA Commercial and Non-Commercial turf and ornamentals recertification for 1998. Attendees must complete all 5 hours of training.

6:30–8:00 a.m. Registration

MDA 1998 Turf & Ornamental Recertification SessionBallroom A

7:00–7:15 a.m. Licensing and Recertification — *Rick Hansen*

7:15–7:35 a.m. Pesticide Misuse — *Gary Gramm*

7:35–7:55 a.m. IPM: What's New? — *Jean Ciborowski*

7:55–8:00 a.m. Questions

8:00–4:00 p.m. TRADE SHOW OPEN

8:00–8:10 a.m. Break

8:10–9:10 a.m. **Speaker: Carl WhitcombBallroom A**
Topic: Is Native Better?

Concurrent Session I — Turf Pathology Room 211 AB *Ward Stienstra & Dr. Hank Wilkinson*

9:15–10:05 a.m. Biology of Turfgrass Diseases — *Dr. Hank Wilkinson*

10:10–11:00 a.m. Cultural Management of Turfgrass Diseases — *Dr. Hank Wilkinson*

11:00–12:00 p.m. Golf Turf Disease Management/Minnesota — *Ward Stienstra*

Concurrent Session II — Pest Control of Turf..... Room 211 AB *Dr. Jim Cooper, Dr. Vera Krishik & Rob Wawrzynski*

9:15–10:05 a.m. Urban Canada Goose Management — *Dr. Jim Cooper*

10:10–11:00 p.m. IPM of Landscapes — *Dr. Vera Krishik*

11:05–12:00 p.m. Control of Woody Plant Pests — *Rob Wawrzynski*

Concurrent Session III — Protection of People and Equipment..... Room 211 CD *Sherri Gahrng*

9:15–10:05 a.m. Sun and Skin Cancer — *Sherri Gahrng*

10:10–11:00 a.m. Personnel Protection Equipment — *Minnesota Safety Council*

11:05–12:00 p.m. Employee Right to Know — *Minnesota Safety Council*

*Concurrent Session IV — Erosion Control Room 208 AB *Jay Michels, Leo Holm, David Biesboer, Bruce Wilson & Scott Benik*

9:15–10:05 a.m. Erosion Control "101" — *Jay Michels*

Impact of Erosion Control on Environment — *Leo Holm*

10:10–11:00 a.m. Erosion Control on a Low Budget— *Jay Michels*

Implementing Erosion Control Practices

At the Planning Stage — *Leo Holm*

11:05–12:00 p.m. A Comparison of Erosion Control Products

in the Field — *David Biesboer, Bruce Wilson & Scott Benik*

*Does not count as pesticide recertification session.

(Continued on Page 32)