


CARLSON'S  
LAKE STATE EQUIPMENT CO.  
IS PROUD TO INTRODUCE THE  
NEWEST MEMBERS TO THE  
JOHN DEERE GOLF & TURF  
FAMILY



For A Demonstration Or  
Information On These Or Other Products Call:  
**(612) 894-5727**



**CARLSON'S  
LAKE STATE EQUIPMENT COMPANY**

1300 West Highway 13 Burnsville, MN 55337  
612/894-5727



# HOLE NOTES

OFFICIAL PUBLICATION OF THE MINNESOTA GOLF  
 COURSE SUPERINTENDENTS' ASSOCIATION  
 6550 YORK AVENUE SOUTH, SUITE 402  
 EDINA, MINNESOTA 55435-2383  
 612/927-4643

## MGCSA BOARD OF DIRECTORS FOR 1987-1988:

### OFFICERS

**PRESIDENT** ..... SCOTT HOFFMANN, CGCS  
**VICE-PRESIDENT** ..... KEITH SCOTT  
**SECRETARY** ..... FRED ANDERSON, CGCS  
**TREASURER** ..... TOM FISCHER, CGCS  
**EX-OFFICIO** ..... DOUGLAS MAHAL, CGCS

### DIRECTORS

KEVIN CLUNIS DAN HANSON, CGCS  
 RICK FREDERICKSEN, CGCS BRAD KLEIN, CGCS  
 KERRY GLADER, CGCS TOM McCANN

THE FOLLOWING IS A LIST OF OFFICE TELEPHONE  
 NUMBERS FOR THE ENTIRE BOARD:

SCOTT HOFFMANN, CGCS	218/829-2811
KEITH SCOTT	612/938-6900
FRED ANDERSON, CGCS	612/689-3908
TOM FISCHER, CGCS	612/424-8756
DOUGLAS MAHAL, CGCS	612/929-1661
KEVIN CLUNIS	612/439-7979
RICK FREDERICKSEN, CGCS	612/478-2179
KERRY GLADER, CGCS	612/253-5250
DAN HANSON, CGCS	612/926-4167
BRAD KLEIN, CGCS	218/847-8070
TOM McCANN	612/427-6110

**EDITORIAL COMMITTEE CHAIRMAN:**  
 BRAD KLEIN, CGCS

**EDITOR:** WARREN J. REBHOLZ

**ASSOCIATE EDITORS:** GUY R. GREEN  
 ROSS T. GALARNEAULT



## FROM THE PRESIDENT'S DESK

SCOTT HOFFMANN, CGCS

I'm a little confused. According to the weather patterns we've experienced this season, we should be approaching Labor Day, but I can't seem to recall attending the July or August meetings. Appears I'm not the only one confused. Word is that Dale Caldwell is already working on the blueprints for a new Mille Lacs Lake ice house. Hang in there guys!

The Second Annual Minnesota Turf Tourney held June 17 was a rousing success with 160 participants and raising over \$6,000 for Turfgrass research. Many people share in its success including the many superintendents and golf professionals that helped post and promote the event, the tourney chairmen Fred Anderson and Keith Scott for their many dedicated hours spent, Bernie, Don Fink and Mike Olson of Golden Valley CC for hosting the awards banquet and providing the scoring, Barb Glader for a great job in handling registrations, and especially the twenty clubs that so generously donated the use of their golf courses for this fund-raiser.

I hope next time you see one of the superintendents from the participating clubs you thank them for going to bat for MGCSA Turfgrass Research and obtaining the use of their facilities for this event.

Although unable to attend our Annual Picnic held this year at Tartan Park, I understand it was well attended and a great time had by all. The picnic traditionally has been an opportunity to involve our families in this business and through the generosity of our Associate Members, at a great value to the membership.

Tom McCann, our arrangement chairman, tells me the committee is looking for ways to make this outing even better and would welcome your suggestions. Once again, thanks to Joe Moris, Randy Allen, 3M and all our associate members for hosting this great day.

Hope to see many of you enjoying the cool, green hills of Northland CC in Duluth on the 11th.



# BUNKERS WITH STYLE

by Bob Lohmann (Credit: *The Bull Sheet*, July, 1988)

One of golf's greatest attractions is that it is played on natural terrain, or failing that, on terrain that has been molded so it has the aspect and feel of natural terrain. It is generally agreed that the best land for golf resembles the gently rolling terrain of the British linksland on which the game slowly developed and reached its first stage of maturity.

At St. Andrews, historians say the layout is completely natural and untouched by man, transformed by evolution into its present state.

The bunkers at St. Andrews, as well as all the linkland courses, became an integral part of golf. As architect Geoff Cornish put it, "It is not surprising that a bunkerless course is seldom if ever a true test. It is comparable to playing tennis with the net set too low."

The old course's influence on generations of golf architects has been immense. It served as a model for early architects who in their days did little more than site eighteen teeing grounds and greens on the splendid golfing ground that was put at their disposal.

Nature's handiwork started the sandy depressions, which were probably enlarged by sheep sheltering from the wind. St. Andrews became and still is one long fairway with nine holes out to a distant point and nine holes back.

When golf spread inland, natural hazards did not occur with the same frequency as they did on links courses. After the routing plan for a new course was decided upon, the placing of bunkers became the next consideration. Bunkers are used for a variety of reasons. As a hazard, they are incorporated into the hole design for the purpose of penalizing a misdirected shot and for establishing strategy and shot values. Bunkers are popular hazards because they provide a reasonable chance for escape. With water, a penalty stroke must be taken. Heavy



woods or deep thick grasses force the golfer to either play laterally or to take an unplayable lie which is also a one-stroke penalty. A golfer playing from a sand bunker has a chance to recover without losing a stroke, depending upon his skill.

Bunkers are placed at the turning point of a fairway where no natural defense occurs. This forces the golfer to play the hole honestly. The closer he skirts the edge of the bunker with his tee shot while still remaining in the fairway, the better his advantage for the next shot. Golf shots played safely away from the bunkers demand a longer second shot often needed to be played over hazards adjacent to the green or second target area.

Sand bunkers are used to provide direction and definition of the target area, be it a fairway or a green. Bunkers placed on the far side of the fairway visually turn the fairway at the target area and provide a direction line for the golfer off the tee. Plac-

ing sand bunkers around the putting surface defines and highlights the target.



Bunkers are often used to catch errant shots from going out of bounds or into an unplayable situation. Using bunkers in this way will aid the golfer as well as speed up his play.

Regardless of design, bunkers are needed for aesthetics. The contrast of sand against grass and water, or the shadows provided by a deep grass bunker, add to the beauty of a golf course. The beauty of a well-maintained series of sand bunkers are remembered and talked about by the golfer. These conversations between golfers are a form of free advertising for the golf course. A course entirely devoid of bunkers lacks the visual definition which is important in developing the character of a golf course.

Bunker design and construction have many variations. Pot bunkers, pit bunkers, cross bunkers, grass-faced bunkers, and flash bunkers are some of the terms used by architects and builders today.

Pot and pit bunkers are small, rather round, deep bunkers with grass on the banks, and either sand or grass on the bottom. It is difficult to advance a shot from these types of bunkers and they should only be placed adjacent to or close to the greens. From this distance, the golfer can use a lofted iron to escape the hazard.

When using grass bunkers, thought should be given to where the golf shot is intended to land. A deep grass bunker adjacent to a narrow green with water on the far side will practically force the golfer to play laterally. Whereas sand in this same bunker would allow most golfers to control the golf shot and give them the opportunity to aim for the pin. Size of the green, topography and adjacent hazards must be considered when deciding upon the use of either sand or grass.

Cross bunkers are slender long bunkers placed across the line of play either in a fairway or in front of a green. These bunkers demand a heroic type golf shot to obtain the preferred position in the fairway or on the putting surface. At the same time, a safe and longer route is available for the conservative golfer.

The grass-faced bunkers which are common on the older courses have steep grass slopes with sand placed at the base. The steep slopes present on these bunkers were the result of minimal grading operations and inefficient equipment available at the time of their construction.

A commonly used sand bunker is the cape and bay bunker, where sand is placed on constructed mounds and grass is placed

# TURF SUPPLY COMPANY CAN FURNISH THE FOLLOWING SPECIALTY ITEMS



## naiad

The wetting agent with proven results.  
INJECTED INTO THE IRRIGATION SYSTEM

- More irrigation goes directly into the soil
- Less irrigation water used
- Less labor needed
- Less electrical pump energy required

ALSO ASK ABOUT THE  
NAIAD DRENCHER KIT



## Hole-in-White™

GOLF CUP  
TURF WHITENER



**FOR TOURNAMENT PLAY  
OR GUEST DAYS...  
PAINT UPPER PUTTING CUP HOLE  
FOR HIGH VISIBILITY**

## Turf Supply Company 'News Notes'

### ATTENTION... GOLF COURSE SUPERINTENDENTS!

TURF SUPPLY COMPANY will furnish the speaker for the Duluth meeting on July 11, 1988.

#### DR. MARK ASCERNO

Mark Ascerno is another of a long line of distinguished Penn State graduates upon whom the Minnesota golf community draws information vital to the management of their grounds.

Mark received his Ph.D. from Penn State, his Masters from Oregon State and his B.S. degree from "high above Cayugas' Waters" Cornell.

With this wide geographic exposure, we know he will have a good practical approach to some of the superintendents' problems. Let's have a good turnout for the July meeting.

# TURF SUPPLY COMPANY

2970 Dodd Road • St. Paul, Minnesota 55121

(612) 454-3106

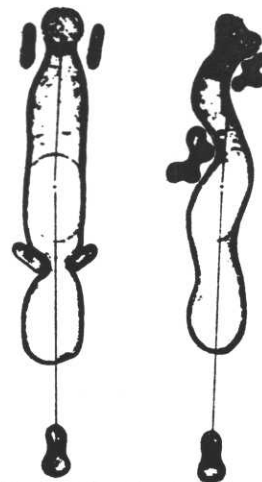


on capes between and below the mounds. By varying the outline of the sand and modifying the heights and widths of both the sand and grass capes, the overall bunker becomes attractive. Some courses have expanded their bunkers and made the curving outlines less pronounced to allow for machine maintenance. As long as the sand is inexpensive, these bunkers are economical to maintain and still are attractive if the other features of the golf course are designed and built in the same size relationship. These bunkers are built slightly into the ground with the adjacent mounds blending into the existing topography. The fairway bunker is built to allow the golfer to exit using a mid or long iron while the bunkers on the green approach area are somewhat deeper, demanding a more lofted iron to be used.

Many of the older golf courses have some bunkers that are obsolete by today's standards, but possess character and distinction. Generally, many of the bunkers penalize the shorter hitter while not affecting the big hitter. The landing area for the tee shot of the average golfer is between 175 and 225 yards. When renovating a golf course, the bunkers short of this area should be removed and replaced with bunkers in the area just beyond a good drive of the short hitter.

The relocation of the fairway bunkers provide an interesting, challenging test for the better golfers and a fairer test for the average players. The location of the bunkers should test the ability of all golfers, the use of the draw and fade, the chance to carry a bunker for better position, or to play short to avoid a hazard and still have an open shot to the green.

The design and construction of any new bunkers on an ex-



isting course should resemble the character, if any, of the present bunkers. Character can be developed through unique bunkering design and construction. Proper bunker design will meet criteria of playability, fairness, flexibility, aesthetics, and practicality.

When modernizing the bunker locations on an existing golf course, each golf hole needs to be studied and compared. Similar to new course construction, each hole is designed with variety, but has some unique features that unifies the total golf course.

In any and all bunker design and construction, whether it is new or remodeling work, the ideal solution is taking natural design concepts that were suggested over 200 years ago, and recreating them today for everyone's enjoyment.

**BRAYTON**  
CHEMICALS, INC.



**Wilbur-Ellis**

*Ideas to grow with\**

*Distributors for these professional products for turf, aquatics & ornamentals —*

Applied Biochemists \* Cutrine  
Brayton \* Custom Blend Fertilizers  
Clearys \* 3336, PMAS  
Dupont \* Tersan 1991, Tupersan, Manzate  
Gordons \* Trimec, Betasan  
ICI \* Gro Safe, Fusilade  
Mobay \* Oftanol, Bayleton, Dyrene  
Noram-Tuco \* Nitroform, Banol  
Rohm-Haas \* Fore, Dithane  
Solo \* Backpacks, Handheld Sprayers

Brandt \* Turf Mix Micro Package  
Ciba-Geigy \* Subdue, Diazinon, Banner  
Dow \* Turflon, Dursban  
Elanco \* Balan, Surflan, Rubigan  
Hoechst \* Acclaim  
Sierra \* Vorlan, Duosan, Calo-Clor  
Monsanto \* Roundup  
Rhone Poulenc \* Chipco 26019, Ronstar, Sevin,  
Weedone DPC, Alliette  
Fermenta \* Daconil, Dacthal

*For more information, contact...*

**TOM HAUGEN**

RES: 1166 Harrison St., Shakopee, MN 55379, Phone: 612/445-8742

WHSE: 706 East 2nd St., P.O. Box 130, Janesville, MN 56048, Phone: 507/234-5102, MN 800/642-2736



## on dormant turf provides nutrients when they are needed

### Convenience — Savings — Success

These are the factors that have sold many clubs on a winter Milorganite application in lieu of spring feeding.

- 1. It works!** Milwaukee Country Club has applied 800 to 1200 lbs. Milorganite per acre each and every winter since 1932. The time — Thanksgiving week, before heavy snow falls on irrigated creeping bentgrass fairways. It works on bluegrass and fescue too.
- 2. It Eliminates Spring Feeding!** The grass "greens up" early without over-succulent growth. Since 1932 the first calendar year feeding at Milwaukee Country Club is the second week in June — with Milorganite, naturally.
- 3. It's a Work Saver!** No more worries about wet Spring seasons and lack of Spring labor. November through January applications are made on dormant turf with no golfer interference and when the work load is light.
- 4. Delivery is Prompt With Nitrogen at its Highest!** October through December are slow shipping months. Thus, rail cars and trucks can deliver promptly. The same months find production of Milorganite with nitrogen at its highest. It is not unusual to get a half percent nitrogen bonus over the guarantee of six per cent.
- 5. Storage is no problem!** Unlike chemicals and some synthetic organics, Milorganite is non-leachable. Its weight and adherence qualities also make it stay in place even on severe slopes. Store your spring fertilizer on the ground.
- 6. Earlier greening than with spring chemical application!** Plot work in Minnesota proves this. In one series of tests conventional applications of other nitrogen fertilizers failed to catch up with early winter applied Milorganite throughout the entire growing season!
- 7. It will not increase snowmold!** In plot work, we have purposely applied the excessive rate of 200 lbs. per 1,000 sq. ft. with no snowmold observed. Putting greens **should** be protected with the fungicide applied dry using Milorganite at 30 to 50 lbs. per 1,000 sq. ft. as the carrier. This has been standard practice for many years in the north country.

### CAUTION

The above statements apply only to Milorganite. Other materials may produce excessive early growth or induce unwanted growth during winter thaws.



**Landscape & Turf**

15195 Martin Dr., Eden Prairie, MN 55344 612-934-2380



## EDITOR'S CORNER

BRAD KLEIN, CGCS

Oh, the HOT weather of July! Who could have predicted that summer would start in April and just keep it up without any relief in sight. We can complain and get depressed and wonder why we're in the business of keeping grass green, but then we're too stoic a group to be over-come with remorse. Well, we can be overcome with the responsibility of making this world greener but you know what? The grass species in this supposedly cool season region is burned out, too! Almost daily our Agrostiso, Poas, Festuca and Loliums want to hang it up and become quack grass and crab grass. They won't though because their guardians are busy keeping them alive. The word here isn't growing but rather alive.

The tendency now is to over due our inputs such as water, fertilizer and pesticides to maintain some degree of color and growth. Our plants are losing their root systems like gang busters now and only need moisture to

cool and replace evapotranspiration lost in the cooling process. Fertilizer will only back through that diminish root system so maybe spoon feeding is the most efficient method this season. Pesticides have tremendous burn potential in hot weather so be careful.

Probably one hazard the EPA or MPCA has never considered was that of staff burn out. It probably will never get as bad as an oil slick on the lake but it has to be dealt with carefully. It's funny how you can tell who has air-conditioning at six in the morning and those that don't. We still have a job to get done, but pushing too hard during July might make August even harder training a bunch of new crew members.

I missed the picnic but I have heard fun was had by all. Those involved deserve a great big thanks. The August meeting will give many of us an opportunity to honor one of the real contributors to our profession. Even if you've never met Kurt Erdman, this is a wonderful opportunity to share a day on a beautiful course with a true gentleman.

One last thought. Just think how much fun we'll have next December at the Sheraton Inn Northwest slapping each other on the back and talking about the summer of 1988. One thing we'll all have in common is a heckuva suntan.



## Professional Tree Care

by

# S & S Tree Specialists

- Consultation and Diagnosis
- Pruning of Shade Trees
- Emergency Operations and Storm Damage Repair
- Tree and Shrubbery Fertilization
- Removal of Dead or Undesirable Trees
- Cabling and Rod Bracing Structurally Weak Trees

# 451-8907

LICENSED – BONDED – INSURED

## APPLICATION ENCLOSED

Enclosed in this month's HOLE NOTES is an application for membership in the Minnesota Golf Course Superintendents' Association. If you know of someone interested in joining our organization, please pass it on.

Our association offers many benefits to the superintendent as well as his staff. As a member, this enables him to attend our monthly meetings at various golf courses throughout Minnesota and parts of western Wisconsin. This is an opportunity to play and view other golf courses, as well as meet and talk with other superintendents and their staff. This monthly newsletter is sent out keeping us abreast of developments in the golf course industry. We also host a three day educational conference the first week of December at the Sheraton Northwest in Brooklyn Park. The first day is devoted to recertification in both turf and aquatic pesticides. The second and third days are devoted to topics ranging from turf management by leading professors in turf, to motivational talks, to talks by local and national superintendents. In March we host a one day mini-seminar that has guest speakers such as golf course architects, golf pros, lawyers, turf professors, etc.

Our association is a progressive organization that serves our members by keeping them informed of developments in the industry with a concern for the future of our golf courses.

## USGA Recommendations Regarding Hole Locations

The USGA frequently receives requests for guidelines with respect to selection of hole locations on the putting greens, **particularly during competitions.**

The USGA believes that many factors affect selection of hole locations. The first and most important is good judgment in deciding what will give fair results. Do not be tricky in locating holes.

Following are specific points:

(1) Study the design of the hole as the architect intended it to be played. Know the length of the shot to the green and how it may be affected by the probably conditions for the day — that is, wind and other weather elements, condition of the turf from which the shot will be played, and holding quality of the green.

(2) There must be enough putting green surface between the hole and the front and the sides of the green to accommodate the required shot. For example, if the hole requires a long iron or wood shot to the green, the hole should be located deeper in the green and further from its sides than should be the case if the hole requires a short pitch shot.

In any case, it is recommended that generally the hole be located at least five paces from any edge of the green. If a bunker is close to the edge, or if the ground slopes away from the edge, the distance should be greater, especially if the shot is more than a pitch.

Consideration should be given to fair opportunity for recovery

## LESCO ELITE Fertilizers



*A complete new line of small-particle sulfur-coated urea fertilizers specially designed for low-cut turf.*

**ORDER NOW**

# LESCO

LESCO, Inc. • 20005 Lake Road • Rocky River, OH 44116  
Cleveland 333-9250

**(800) 321-5325**  
NATIONWIDE

**(800) 362-7413**  
IN OHIO

Protect  
your turf  
with  
Chipco®



**RHÔNE-POULENC AG COMPANY**

P.O. Box 12014, 2 T.W. Alexander Drive  
Research Triangle Park, NC 27709  
919/549-2000

WELL DRILLING FOR FOUR GENERATIONS

## E. H. Renner & Sons

INCORPORATED

**SPECIALIZING IN MUNICIPAL WELLS  
LINE-SHAFT TURBINES — SUBMERSIBLE PUMPS**

Roger Renner, President  
Jerry Aljetes, Sales Engineer

**(612) 427-6100**

15688 Jarvis St. Elk River, MN. 55330





DATE 7-1-88 TIME \_\_\_\_\_  AM  PM  
TO Golf Superintendent

# While You Were Out

M r. Dan Miller  
OF North Star Turf  
PHONE 612 484-8411

- |  |  |
|--|--|
| <input type="checkbox"/> TELEPHONED                  | <input type="checkbox"/> WILL CALL AGAIN     |
| <input type="checkbox"/> CALLED TO SEE YOU           | <input type="checkbox"/> RETURNED YOUR CALL  |
| <input checked="" type="checkbox"/> WANTS TO SEE YOU | <input type="checkbox"/> URGENT              |
| <input type="checkbox"/> PLEASE CALL                 | <input type="checkbox"/> VISITED YOUR OFFICE |


MESSAGE:

*Would like to  
demonstrate an L F 100  
lightweight 5-gang  
Fairway Unit*

*Please call for a demo-*

**INTRODUCE YOUR FAIRWAYS  
TO SOMETHING SPECTACULAR**

**THE NEW! JACOBSEN®  
LF-100  
*Lightweight Fairway Mower***



***NST***  
**NORTH STAR TURF, INC.**

612-484-8411

3711 LEXINGTON NO./ST. PAUL, MN 55126