

these national conferences. Just ask Kurt about the Polynesian Restaurant in Cleveland, Ohio.

Kurt was the president of the MGCSA for two years in the 1960's and was very instrumental in initiating and promoting the MGCSA research program.

Kurt's dedication and hard work for the profession and Rochester Golf and Country Club has gained him the respect and admiration of all his fellow superintendents and those who have worked for him.

As a young person in the business, I think we all are indebted to this second generation (Erdmann, Ostler, Fullers and others) of Minnesota golf course superintendents for their contributions and dedication to our profession. As they probably looked to the first generation (Emil Picha, Carl Anderson and Harold Stadola), those of us in the third generation look to them and hope to follow their example.

Upon retirement, Kurt and his wife Lavinna hope to spend more time with their three children and three grandchildren. You can bet that Kurt's boat and fishing gear won't be collecting dust anymore. I know that all of those people who have been fortunate enough to be a part of this profession with Kurt wish him a long and very happy retirement.

GROOMING REEL GUIDE

by Helmut Ullrich, The Toro Company

1. Introduction

As you know, grooming is an old technique, but the "groomer" is relatively new. It is associated with the golfer's desire for faster, truer and healthier greens. There has been much discussion among superintendents, and articles have been written in trade publications concerning the actual benefits this tool provides. Because this management practice is so new, there has been little, if any, scientific research conducted to determine the long-term effects of grooming. It is difficult, therefore, to make precise recommendations on the use of a grooming reel. This is further complicated by the many variables which play a major role in achieving desired results. Some of the variables which must be considered are:

- General condition of the green
- Variety of grass on the green
- Season of the year
- The turf-management program
- Variation in traffic
- Stress periods, especially heat and humidity

All of these vary from golf course to golf course, and usually from green to green on the same course. The use of the grooming reel, therefore, requires a thorough understanding of agronomic aspects of the turf on the green which, in turn, determines the depth of setting and the frequency of use. It is recommended strongly that the superintendents experiment S-L-O-W-L-Y to achieve best results.

- Grooming, in essence, removes more leaf area.
- Grooming provides some of the same benefits as verti-cutting.



MEDALIST TURF PRODUCT	MAJOR AREAS OF USE	SPECIAL FEATURES
Athletic Pro and Athletic Pro II	For athletic turf.	Well suited for new seeding or overseeding. Fast establishing, traffic tolerant, rapid recovery. Both provide good footing.
Boulevard Mix	Any area with high pH (roadsides, sidewalks, boulevards, alkaline soils, etc.).	Contains 'Fults' and Dawson red fescue for beautiful salt-tolerant turf. Performs at low to high fertility levels.
Landscape Pro Mix	School grounds, cemeteries, golf course roughs, home lawns.	Establishes fast. Adapts to broad range of conditions and management levels. Low to moderate fertility needs.
Overseeder II Mix	Fairways, tees, athletic fields.	Rapid germination and establishment. Withstands heavy traffic and resists diseases. Penetrates compacted soils.
Medalist North Mix	Fairways, tees, cart paths, wear areas.	Quality turf for high traffic areas. Clean mowing and disease resistant.
Premium Sod Blend	Commercial sod production.	Exceptional dark green color. Tolerates light shade. Superior disease resistance. Rapid sod producer.
Renovator Pro Mix	Problem solver for heavy traffic areas (athletic fields, golf tees, and fairways).	Penetrates compacted soils and combats <i>Poa annua</i> . Adaptable to most geographic regions.
Medalist Brand Overseeding Products	Winter overseeding of dormant bermudagrass.	Establishes rapidly and evenly. Tolerates traffic while providing a superior putting surface. Smooth spring transition.



- ★ Non-burning ★
- ★ All natural ★
- ★ Slow release nutrients ★
- ★ Micronutrients and Iron ★
- ★ Easy to apply ★
- ★ Long lasting ★
- ★ Conditions the soil ★
- ★ Naturally organic ★



Landscape & Turf

15195 Martin Dr., Eden Prairie, MN 55344 612-934-2380

TORO GREENS AERATOR

Built for speed. Designed to Last.

TORO®

TORO®

Up to 13,000 square feet
per hour.

Better, more uniform
penetration.

1.

Better, more uniform
penetration. You get a deeper,
more effective coring depth. Con-
sistently good cores and clean
holes mean effective aeration.

2.

Fingertip convenience
Ignition, throttle, choke, brake
and clutch controls are within
easy reach

5.

Electronic ignition for fast,
dependable starting (no pulling
or tugging of ropes).

3.

Quick tine change.
All you need is an ordinary
socket wrench and five minutes
to change the tines on a Toro
Greens Aerator.

6.

Hydraulic lift
lever for the coring unit

4.

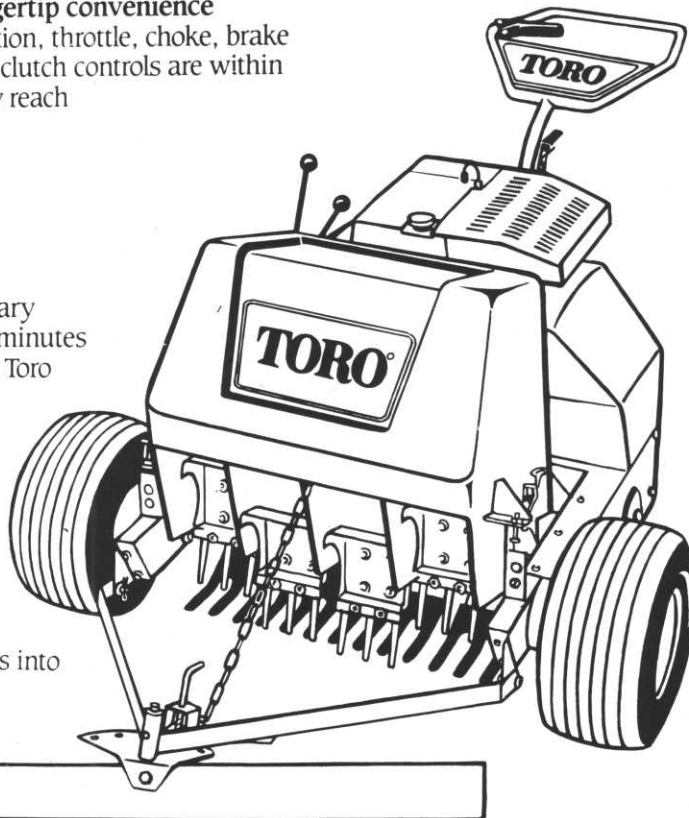
Windrower diverts debris into
rows for easy removal.

7.

Greater
power.

8.

Quick
tine change.



TORO®

MTI DISTRIBUTING CO.

14900 - 21st Ave. No.
Plymouth, Minnesota 55441
(612) 475-2200

1-800-362-3665 Minnesota
1-800-328-3558 Out State

TORO®

The main difference is that the cutting blades are spaced closer than on traditional verti-cutters, and the grooming reel is used more frequently.

- The more frequent use removes more grass and helps to control thatch build-up, especially during periods of maximum growth. For this reason, care must be exercised during periods when grass growth is reduced — for whatever reason.
- Grooming, in addition to routine turf management techniques, like aeration and topdressing, may permit one to raise the mowing height without sacrificing green speed.
- By maintaining a higher cutting height, the effective rooting depth of the turfgrass is increased and the grass is in a more healthy state. Also, it is better able to withstand wear, as well as environmental stresses.

2. What a Grooming Reel Does Not Do

- Grooming is not verti-cutting in the traditional sense; it is for the use above soil level. It is similar to light verti-cutting. It provides for a frequent cutting of those elements that contribute to grain.
- Grooming has the potential to replace verti-cutting, depending on the overall management program.
- Verti-cutting will continue to be used for deeper penetration into the soil, for renovation purposes or preparation of overseeding.
- Grooming does not necessarily achieve, in all cases, increased ball speed. Ball speed is dependent on other factors, i.e., height of cut, frequency of cut, the number of daily mowings, health of turf, grass variety, etc. Some of these factors may make a bigger impact on ball roll than grooming itself.

- Grooming can cause adverse effects, if used too frequently at aggressive settings (especially during environmental stress periods, i.e., heat, high humidity or traffic).

3. Grooming Reel Adjustments

A word of advice on grooming reel adjustment procedures. When adjusting a grooming reel, the following steps are recommended for optimal results:

First: Set the desired height of cut.

Second: Set one grooming reel in raise/disengage position. Set one flush with the rollers and set one 1/32-inch above the height of cut.

Third: Make several passes, preferably over the practice green or nursery, before using the unit on a regular green.

Fourth: Judge the amount of grass in the basket of number one, two and three, and readjust accordingly.

Fifth: Visually inspect the results and decide which setting to use for the best job. Make further adjustments if necessary.


Sixth: Set all grooming reels to the same desired depth.

CAUTION: A 1/32-inch depth setting can make a very substantial impact on grass removal and, more importantly, on the severity of grooming.

The user must be aware that the groomer may cause adverse effects if used frequently at an aggressive setting. This is especially true during environmental stress periods, i.e., heat, high humidity or heavy traffic.

In summary, the grooming reel may be the best tool available to the superintendent for managing the greens precisely and in accordance with the desire of the golfer. However, timing, frequency of use and depth of setting must be managed properly!

LESCO ... for all your turfgrass needs



Fertilizers • Control Products • Grass Seed
 Spreaders • Pendulum Spreaders • Sprayers
 Greensmowers • Gang Mowers • Aerators
 Replacement Parts • Safety Products • Golf
 Course Accessories • Lawn Service Brochures

(800) 321-5325
 NATIONWIDE

(800) 362-7413
 IN OHIO

LESCO

LESCO, Inc. 20005 Lake Road, Rocky River, Ohio 44116 (216) 331-9254

To Keep Your Course In
 Classic Condition, Use These
 High-Quality Products
 from **NOR-AM**



- **NITROFORM® SLOW-RELEASE NITROGEN**
 Releases by slow bacterial action to provide consistent 36% nitrogen.
- **TURCAM® INSECTICIDE**
 Controls a wide range of turf and ornamental pests.
- **PROGRASS® HERBICIDE**
 Controls certain annual grasses and broad-leaf weeds in ornamental turf.
- **DEL TIC® INSECTICIDE**
 Gives fast knockdown and long-term control of fleas, ticks and other pests.


- **BANOL™ TURF AND ORNAMENTAL FUNGICIDE**
 Controls pythium and phytophthora
- **PROXOL® 80SP INSECTICIDE**
 Controls white grubs, sod webworms, cutworms and armyworms in fine turf.

NOR-AM
 NORAM CHEMICAL COMPANY
 Weymouth, DE 19383
 THE FAIRWAY CLASSICS
 to keep your course in top condition

C. Robert Staib
 Sales Representative
 Specialty Chemicals Group

RESIDENCE:
 8512 WINSTON AVENUE, DES MOINES, IA 50322 (515) 276-3390

CARLSON'S
LAKE STATE EQUIPMENT CO.
IS PROUD TO INTRODUCE THE
NEWEST MEMBERS TO THE
JOHN DEERE GOLF & TURF
FAMILY



For A Demonstration Or
Information On These Or Other Products Call:
(612) 894-5727



**CARLSON'S
LAKE STATE EQUIPMENT COMPANY**

1300 West Highway 13 Burnsville, MN 55337
612/894-5727

