

Finally an alternative.

TORO

**Greens
Aerator**

Built for speed.

1 Up to 13,000 square feet per hour.

2 Greater power.

3 Better, more uniform penetration.

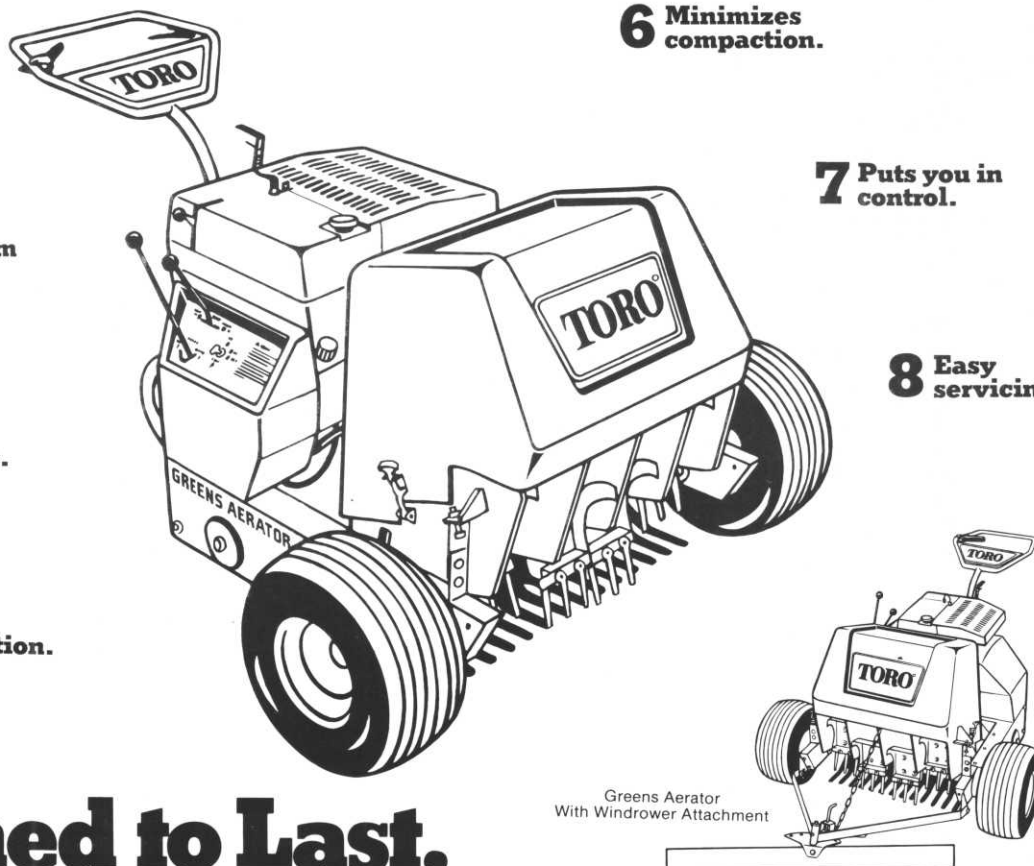
4 Quick tine change.

5 Easy operation.

6 Minimizes compaction.

7 Puts you in control.

8 Easy servicing.



Designed to Last.

MTI DISTRIBUTING CO.

TORO

14900 - 21st Ave. No.
Plymouth, Minnesota 55441
(612) 475-2200

1-800-362-3665 Minnesota
1-800-328-3558 Out State

HOLE NOTES

OFFICIAL PUBLICATION OF THE MINNESOTA
GOLF COURSE SUPERINTENDENTS' ASSOCIATION

EDITOR: WARREN J. REBHOLZ
6550 YORK AVENUE SOUTH
SUITE 402
EDINA, MINNESOTA 55435-2383
PHONE: 612/927-4643

ASSOCIATE EDITORS: GUY R. GREEN
ROSS T. GALARNEAULT

EDITORIAL COMMITTEE CHAIRMAN:
TOM FISCHER, CGCS

MGCSA BOARD OF DIRECTORS FOR 1986-1987:

OFFICERS


PRESIDENT DOUGLAS MAHAL, CGCS
VICE-PRESIDENT ... SCOTT HOFFMANN, CGCS
SECRETARY FRED ANDERSON, CGCS
TREASURER KEITH SCOTT
EX-OFFICIO KERRY GLADER, CGCS

DIRECTORS

TOM FISCHER, CGCS BRAD KLEIN, CGCS
RICHARD FREDERICKSEN TOM McCANN
DAN HANSON, CGCS JAMES J. NICOL, CGCS

THE FOLLOWING IS A LIST OF OFFICE
TELEPHONE NUMBERS FOR THE ENTIRE BOARD:

DOUGLAS MAHAL	612/929-1661
SCOTT HOFFMANN	218/829-2811
FRED ANDERSON	612/689-3800
KEITH SCOTT	612/938-6900
KERRY GLADER	612/253-5250
TOM FISCHER	612/424-8756
RICHARD FREDERICKSEN ...	612/478-2179
DAN HANSON	612/926-4167
BRAD KLEIN	218/847-8070
TOM McCANN	612/427-6110
JAMES NICOL	612/755-4150



FROM THE PRESIDENT'S DESK

DOUG MAHAL

If you as superintendents haven't had enough warm weather and trying circumstances, hang on. July is here. If this month is true to form, the word "challenge" may take on new meaning. According to Dr. Joe Vargas, growing turf in July is why we were all hired, but it feels like we've had July for the past eight weeks or more!

Those who knew him were all saddened to hear of the passing of Merv Klätte. Merv, who in 1955 began building Elm Creek Golf Course in his spare time, became very close to the game and more particularly to golf course maintenance. He was a rare individual, one you could find back working on the course within two months of triple by-pass surgery. We certainly appreciate his contribution to our profession and that of golf in Minnesota.

After a one-year respite, it was enjoyable to once again attend our annual family picnic. Approximately 40 people got out about noon to partake in a round of golf at the newly redesigned Tartan Park Golf Course. I'd like to congratulate host superintendent Joe Moris on a beautiful golf course. The new "Blue" nine was very interesting and a pleasure to play. Many of the families have grown since our last picnic. Mike Leitner and the rest of our contributing associates really created an enjoyable day for everyone. Many thanks to all of them and all who attended. Let's do it again.

On the 13th of next month, we'll be back to Voyager Village in Danbury, Wisconsin with host superintendent Guy Lohman. If you've never been there, plan to go. Voyager is a beautiful resort-type course in a picturesque area. You might even consider going early to spend a relaxing weekend with the family. Yes, Fred Anderson has been there, too!

Continued on page 3

I'd like to express MGCSA's appreciation to all those that have contributed to our research fund this season. Research continues to be a driving force of our association, and for that reason, our superintendent members are among the most educated and well informed turf professionals in the world. That trend should continue. Vice President Scott Hoffmann is busy pursuing arrangements for a first annual Research Calloway Tournament which will help initiate a perpetuating research trust fund. My hope is that this idea will be well received by the host clubs and membership.

The long awaited Pest Control Law has been passed by the Minnesota Legislature and is now in effect. Enclosed in this issue of HOLE NOTES is a copy of Sec. 51 regarding pesticide application in cities and warning sign information. If questions arise regarding this law, you may call the office of Mr. Wayne Dally at the Mn. Dept. of Agriculture.

With the arrival of the infamous "July", one can take some comfort in the fact that the first Minnesota frost will occur in about the next 95 days.

PESTICIDE CONTROL LAW

Sec. 51. (18B.09) (Pesticide Application in Cities.)

Subdivision 1. (Applicability.) This section applies only to statutory and home rule charter cities that enact ordinances as provided in this section.

Subd. 2. (Authority.) Statutory and home rule charter cities may enact an ordinance containing the pesticide application warning information contained in subdivision 3, including their own licensing, penalty, and enforcement provisions. Statutory and home rule charter cities may not enact an ordinance that contains more restrictive pesticide application warning information than is contained in subdivision 3.

Subd. 3. (Warning signs for pesticide application.) (a) All commercial or noncommercial applicators who apply pesticides to turf areas must post or

affix warning signs on the property where the pesticides are applied.

(b) Warning signs must project at least 18 inches above the top of the grass line. The warning signs must be of a material that is rain-resistant for at least a 48-hour period and must remain in place up to 48 hours from the time of initial application.

(c) The following information must be printed on the warning sign in contrasting colors and capitalized letters measuring at least one-half inch, or in another format approved by the commissioner. The sign must provide the following information:

(1) the name of the business organization, entity, or person applying the pesticide; and

(2) the following language: "This area chemically treated. Keep children and pets off until (date of safe entry) " or a universally accepted symbol and text approved by the commissioner that is recognized as having the same meaning or intent as specified in this paragraph. The warning sign may include the name of the pesticide used.

(d) The warning sign must be posted on a lawn or yard between two feet and five feet from the sidewalk or street. For parks, golf courses, athletic fields, playground, or other similar recreational property, the warning signs must be posted immediately adjacent to areas within the property where pesticides have been applied and at or near the entrances to the property.


Weed Seed Per Square Foot of Soil

Good garden grade topsoil contains as many as 200 viable weed seeds per square foot of surface. These seeds are ready to germinate at any given time and represent only about 5 percent of the total weed seed present in the top 6 inches of soil. Thus, there are in excess of 1 potential weed for each square inch of your newly seeded or established lawn. Vigorous, healthy lawngrasses will not permit these weeds to become established. Named varieties of grasses are best for stopping weeds before they start.






TURF SPRAYER



**ENGINEERED FOR
DEPENDABLE SERVICE**



- TRAILER, SKID AND 3 POINT HITCH MOUNTED SPRAYERS FROM 25 TO 1500 GALLONS.
- PUMPING SYSTEMS AVAILABLE INCLUDE DIAPHRAGM, PISTON, CENTRIFUGAL AND ROLLER TYPE, POWERED BY P.T.O., AUXILIARY ENGINE OR 12 VOLT ELECTRIC.
- TANKS FABRICATED FROM STAINLESS STEEL, MILD STEEL OR PREMIUM WEIGHT POLYETHYLENE, JET OR MECHANICAL AGITATION.
- BOOMS AVAILABLE IN A VARIETY OF LENGTHS WITH BREAKAWAY HINGES, "QUICK JET" NOZZLES, MANUAL OR ELECTRONIC CONTROLS.
- ACCESSORIES INCLUDING HOSE REELS, SPRAY CARTS, HOSE AND HAND GUNS.

Please Call Or Write For More Information.

SOLD AND SERVICED BY
CUSHMAN MOTOR CO., INC.

2909 East Franklin Avenue • Minneapolis, MN 55406 • (612) 333-3487

Golf Cart Path Planning

By Grant T. Spear

INTRODUCTION

Are golf cart paths really necessary on the average golf course? The use of golf cars and paths on courses is a highly debated issue among individuals within the golf industry. Most Southern and many Northern golf course superintendents believe path systems maximize golf car revenue. Whether or not golf cars are good for the game, even wider use of cars is anticipated in the near future and planning should reflect this fact.

PERSONAL SAFETY OF GOLF CAR DRIVERS

From the initial planning stage, one must fully realize that responsibility for the safety of people and property exposed to the finished path is an inherent aspect of all design activities. The number of golf car connected liability and damage suits has been rising. In some cases the golf course owner, the golf car manufacturer, the car dealer, the course's golf car mechanic, the course architect, the paving contractor who installed the path and others are all named as defendants. Losses in such lawsuits can be well over a million dollars so precautions must be taken in designing golf cart paths.

"The best way to deal with potential litigation is through the use of documentation, (which should be) sufficient to establish what the superintendent and staff have done or observed with regard to the course (Ochs 26)". Equipment maintenance records should be kept which reflect routine maintenance as well as periodic safety checks done on each individually numbered golf car. A list should be made of exactly what is checked in each inspection.

Other precautionary steps should include the following:

- (1) Ask golf car suppliers, before signing a contract, to have an engineer on their behalf inspect the course, slopes, bridges and paths for safety. Get a written affidavit stating that an engineer inspected conditions and certified that the equipment is capable of safely and routinely negotiating them, even with inexperienced drivers.
- (2) Install all safety features recommended by the designer like curbs, speed bumps, traction grooves, warning signs, barriers route indicators and anything else.
- (3) Clearly post driving instructions on golf cars for new and inexperienced drivers. This should include a warning about drinking or using "judgement impairing" drugs while operating a car.
- (4) Rental slips should contain a liability disclaimer protecting the owner which was written by a lawyer.

These extra measures may be costly, time consuming, and bothersome, but they may be the difference between winning and losing a court case. Besides, the records may also save money in maintenance and repairs; personal computers are handy for such records.

RULES OF THUMB FOR GOLF CART PATHS

No standards of placement exist for golf cart paths. The extensiveness of paths on a golf course can vary from limited paths near tees and greens of certain holes to a system covering the entire course. The factors in deciding the extend include: (a) the course design relative to traffic intensity, (b) the intensity of play, (c) the funding available, and (d) the personal feelings of members toward golf cars.

WHEN TO INSTALL CART PATHS

Regardless of cultural practices on a course, scarred bare areas may result from intense traffic. Soil erosion is increased in such areas. Also, traffic tends to move around these bare spots enlarging the damage more and more.

The common solution is to install a path to confine the intense traffic and allow turf to grow back into the surrounding area. "Cart paths are the only realistic solution to bare, eroded areas (Beard 536)." Other specific reasons for installing paths include minimizing washout areas on hilly courses, increasing the safety of golf car operation especially when the course is damp, reducing soil compaction in heavy traffic areas and directing traffic flow to minimize slow play problems.

GENERAL GUIDELINES

Paths should be as close to the tees as possible without completely destroying the aesthetics. Ideally, run the path parallel to the length and flow of the tee so golfers will spread possible wear all along the margins. Place the path close to where most people are expected to hit the ball in the fairway, yet reasonably out of play. Although close placement evokes the controversy about the balls hitting the path, if the paths are too far from the fairway, either use of them will slow play or nobody will use the paths. The superintendent and designer must decide on the placement on an individual basis for each hole. Also, one well placed path segment can often serve two holes in the case of parallel fairways.

A combined golf cart path and service road cuts the amount of paving and the overall costs. A double duty path obviously will be built of stronger materials and therefore could also provide random security and emergency help service to stranded or distressed golfers. It is generally wise to locate irrigation satellites near paths, to allow for emergency vehicles to easily penetrate the central core of the course and to design bridges, tunnels and crossings to accommodate light trucks.

MINIMIZING POOR AESTHETIC QUALITIES

Since golf cart paths generally disturb the landscape, conceal them as much as possible. The path can sometimes be used as an accent or can be given a more organic look if it is in concealable. Harsh qualities can be masked with bunkers of comparable coloring, shrubs, ornamental grasses, flowing curves rather than straight lines and by the type and color of construction material chosen. Dark colored materials of a hue similar to the surrounding turf are preferred with few exceptions. However, white limestone may blend well with sand bunkers.

MILOORGANIZING

**is more
than
fertilizing**

Landscape & Turf

15195 Martin Dr., Eden Prairie, MN 55344 612-934-2380

HIGH ANALYSIS & SAFE

SUMMER

Fertilization

20-3-6+IRON

5 Units Water Insoluble Nitrogen
Sulfur...1.5%
Iron.....1.5%

Net Wt. 50# covers 10,000 Sq. Ft.

Application at this rate will supply 1# of actual nitrogen per 1000 sq. ft.

Contains Forty Percent Milorganite by Weight



FALL

Fertilization — Lawn Starter

10-5-15+IRON

2.7 Units Water Insoluble Nitrogen
Sulfur....2.5%
Iron2.0%

Net Wt. 50# covers 10,000 Sq. Ft.

Application at this rate will supply

1/2# N/1000 Sq. Ft.

1/4# P/1000 Sq. Ft.

3/4# K/1000 Sq. Ft.

Contains Fifty Percent Milorganite by Weight



Milorganite is a natural organic fertilizer that provides a balanced diet of essential nutrients. Along with the major nutrients like nitrogen and phosphorus, Milorganite also contains boron, zinc, copper, sulfur and iron. This entire spectrum of nutrients is released slowly in amounts your grass plants can more completely absorb.

Milorganite supplies iron, an important element vital for growing healthy and beautiful green turf. Just as your blood needs iron for strength, grass needs iron to form the chlorophyll that gives it a dark, green color. What's more, iron-rich grass greens up faster in the spring, without excessive growth, and maintains its color better and longer during dry weather.

Milorganite gives full nutrient value. Milorganite's organic composition ensures almost total nutrient uptake by plants. You get what you pay for. That is not true with many synthetic fertilizers where much of the nutrients evaporate into the air and leach out of the rootzone.

Milorganite doesn't burn. Milorganite does not contain chemical salts as synthetic fertilizers do. It is an organic product that breaks down slowly and naturally. It will not burn and is safe for your grass.

Milorganite adds valuable humus to the soil, improving the soil's ability to grow and nurture grass. The humus:

- improves the soil's ability to hold moisture.
- increases the soil's efficiency in holding nutrients, releasing them when needed.

- expands the soil's buffering capability, helping to withstand the effects of wide swings in soil pH (acidity).
- makes the soil more resistant to damage caused by the addition of potentially harmful chemicals.

Milorganized turf is less susceptible to grass diseases and other damage. Milorganite promotes a healthier grass which:

- is more resistant to pest attacks and recovers quickly from damage.
- reduces the effect of many grass diseases such as Fusarium blight, dollar spot, red thread, snow mold and others.
- reduces the effects of winterkill.

- reduces damage caused by harmful nematodes that attack grass roots.

Milorganite reduces thatch by promoting the buildup of beneficial microorganisms which decompose the thatch.

Milorganite is easy to apply and does not have to be "watered in." Because Milorganite is granular, it is easy to apply. It flows easily through any spreader. For high quality turf use a spinner spreader (open wide) or a drop spreader (set at #10).

Because it does not have to be watered in, Milorganite can be applied under the driest conditions and during the hottest months without endangering the lawn. And, because it's virtually dust free, it can be applied even under windy conditions.

FACTORS IN MAKING PATH DECISIONS

The practical demands of the course's soils, the climate and the amount of available construction funds must also be considered. If the goal is to at least meet the costs of the golf cars and paths with rentals, then the long term financial picture must be considered. A short rental season and/or the probability of low golf car volume may dictate the best type of path to install. A complete path network is not probably necessary.

DESIGN

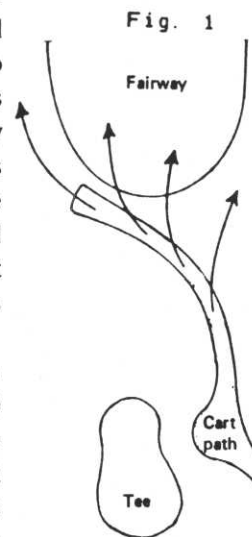
Many people feel golf cart paths should be installed on new courses only after about six months to a year of play. This allows the superintendent to get a picture of the traffic patterns while taking safety and ease of play into account. Others think paths can be built with the new golf course. A major disadvantage of waiting to install a path is that golfers may have already developed habits of driving in the wrong areas which will be difficult to break. A third approach, used when funding is limited, is to draw up an entire path system for a course. As money becomes available, segments are constructed starting with the areas of severe wear to the areas showing the least wear.

Limited Paths. On well-drained golf courses limited paths can be installed only in trouble spots allowing cars to travel on the turf elsewhere. Paths from tees which end abruptly usually see heavy wear at the end. Solutions to this problem include having the path arc slightly at the end to spread out areas of wear, using a flared cart path terminus with portable barriers or combining the two (see Fig. 1).

Measurements. Paths widths usually fall within a range of 6 to 10 feet with 8 feet being considered the norm. A reason for this norm is that asphalt-laying machines will work at 8 foot widths. Besides, carts stay on a path better as it widens and maintenance vehicles fit well, too.

PROBLEMS

Avoid sharp curves by banking and/or widening the curves. Steep slopes near water or drop-offs which paths traverse should have guard rails, walls or curbs. Excessively steep uphill slopes and downhill inclines which cause excess cart speed are best avoided. Surface contours are recommended to allow surface water to freely flow over or off the cart path. A center 3 to 4 percent higher than edges is



Tom Haugen (Minnesota)
507-234-5102
(Whse — Janesville)
612-445-8742



BRAYTON
CHEMICALS, INC.

SERVING YOUR TURF NEEDS WITH PRODUCTS FROM:

Applied Biochemists * Cutrine
Brayton * Custom Blend Fertilizers
Clearys * 3336, PMAS
Dupont * Tersan 1991, Tupersan
Gordons * Trimec, Betasan
ICI * Gro Safe, Fusilade
Mobay * Oftanol, Bayleton
Noram-Tuco * Nitroform, Acti-Dione
Rohm-Haas * Fore, Dithane
Solo * Backpacks, Handheld Sprayers

Brandt * Turf Mix Micro Package
Ciba-Geigy * Subdue, Diazinon
Dow * Turflon D, Dursban
Elanco * Balan, Surflan
Hoechst * Acclaim
Mallinckrodt * Vorlan, Duosan
Monsanto * Roundup
Rhone Poulenc * Chipco 26019, Ronstar
SDS Biotech * Daconil, Dacthal
Union Carbide * Sevin, Weedone DPC

suggested for flat terrain. In hilly terrain sloping to one side works well (Beard 538).

CHOOSING CONSTRUCTION MATERIALS

The types of path construction can be as simple as dumped and graded gravel to concrete of sidewalk standards. The considerations in selection of materials follow: (a) wear tolerance, (b) cost, (c) effects on play, (d) aesthetics, (e) long-term-maintenance, (f) availability, and (g) course topography.

COSTS OF CONSTRUCTION

The cost of materials parallels the sophistication of them starting around 50 cents per square foot of rolled gravel to \$2 per square foot for top quality blacktop and up to \$4 per square foot for top-of-the-line concrete (Hurdzman 14).

Construction costs should be weighed against longevity of the path, since response to internal soil drainage and climate is the most important cost determining factor. Paths rarely have a chance to wear out before weather--specifically wet or freezing weather--ruins them.

The freezing and heaving, thawing and settling of the path's surface or base is primarily responsible for the destruction of any paved surface. Combating these forces in the construction of the path or pavement will increase cost but add to the path's life. The best solution realistically available is to reduce soil water content as much as possible and produce a pavement resistant to settling and heaving.

SURFACE MATERIALS

Cheapest Paths. Spreading stone, gravel, wood chips or other loose organic materials on the ground and compacting it is the least expensive alternative for a path surface. Lower budget courses which start with a gravel surface may, once it has settled and stabilized, wish to use it as a subbase for asphalt or concrete at some future date. Of course, this settling decreases the longevity of gravel as a surface, too.

Organic materials work well on level areas where erosion is not a problem. An advantage besides low costs is that it usually absorbs the impact of stray balls; hence organic materials are often used on paths in areas which often come into play. An obvious disadvantage is that reapplication is periodically needed to replace losses from erosion, weathering and decomposing else they will too rapidly soften and degrade. Another potential disadvantage to organic products is that availability problems may drive up the cost.

Improved Weathering Resistance. A further improvement can be made by installing an engineering fabric between the surface material and the soil. This cloth provides dimensional stability so the path materials cannot be pushed down and provides some underdrainage, as well.

Additional costs of such materials is about 20 cents per square foot, but it may triple or quadruple a path's life. However, these engineering fabrics may have environmental limits since some will become brittle and break in extremely cold environments.

Without these improvements these cheaper paths are short lived compared to paved surfaces. They may last anywhere from a few days, in extremely wet conditions, to

about a year prior to maintenance.

Hard, Long-Lasting Surfaces. Pavements better resist environmental and traffic wear. Although the initial investment is higher, they are more maintenance free.

A simple form of paving, known to some as "chip and seal", is made by preparing a smooth base, applying a thin layer (about 2 inches) of gravel chips, covering it with tar and rolling. Repeating this process to a 4 inch depth reportedly works well for light vehicles. An underbase of gravel (4 inches), engineering cloth, or both will extend the life of this paving by reducing soil water effects.

Chip and seal costs about 75 cents per square foot. This low-maintenance, lower costing pavement has a textured look and will last nearly as long as blacktop (Hurdzman 16).

Blended asphalt, or blacktop, is a commonly used surface (see Table 1) and costs as little as \$1 per square foot to \$2 per square foot using a gravel base and engineering clothlayers to reduce weathering (Hurdzman 16). All blacktopped surfaces are very low maintenance, long lasting and smooth riding.

Many superintendents have found that gravel subbase for blacktop negatively influences drainage unless tile drainage is added. Hence, most pavers recommend direct placement of blacktop layers over the soil over engineering cloth. Usually at least two inches of coarse asphalt is used for the bottom layer, followed by another 1 to 2 inches of coarse asphalt or fine asphalt which feels better under spiked golf shoes. Finally, cement, which has high rigidity, nearly no maintenance requirements, practically endless life and the best ride, is the most expensive paving surface. Water and acid-forming and acid-based chemicals are hard on cement. Reinforcing rods can be added to cement for increased strength much like the addition of engineering cloth to asphalt.

For higher traffic roads carrying heavy equipment, at times, cement is the paving of choice. Good underdrainage is still necessary even though resistance to weather is better than other materials. A gravel subbase (4 inches thick) and tile is usually used. Pavers recommend a 4 inch thickness of concrete with expansion joints in Northern climates. A rough textured surface is preferred in areas of foot traffic since golf spikes don't mix with smooth cement.

Alternatives. Recent innovations not yet fully tested under golf course conditions are honeycomb or matrix structures. Composed of wear-resistant materials ranging from concrete to plastic, these structures are designed to carry the weight of repeated golf cart, vehicle and foot traffic. Such a material with regularly spaced openings or cells in various geometric configurations, if properly installed over a well drained subbase with a coarse textured root zone, allows adequate water infiltration for turf to grow in the spaces (Beard 539). Interspaced vegetation provides cooling of the surface and it blends into the adjacent turfed landscape. The full potential of such a material is yet to be determined.

ENCOURAGING PATH USE

The main way to get golfers to use any golf cart path is to have the proper placement as was stated earlier. Most golf

courses have to route their cart paths in a few areas in patterns that are less convenient or different from previous traffics patterns. The addition of traffic aids to encourage use such as signs, chains, ropes, lines, landscape plantings or movable barriers. They are positioned to direct traffic to the path. Golfers will hopefully adopt the new patterns and allow the eventual removal of the aids.

More drastic measures like new bunkers, trees, grassy mounds or shrub plantings may be necessary in extreme

TABLE 1

Cart path construction materials by percent use.


Asphalt	65	Gravel	45
Other	17	Don't have cart paths	12
9 mentions: Cement/concrete			
3 mentions: Dirt			
1 mention each: Limestone-Shells-Lava rock-Sand-Woodchips.			

cases. On golf courses with complete path systems, carts are sometimes restricted to the paths. Even with incomplete paths, courses sometimes restrict cart traffic to the paths on the holes where which have them. These regulations are best enforced by meetings with the club membership.

There are obviously no absolute guidelines for golf cart use on a cart path system. All decisions should be made on the basis of the course's topography, the extent of the cart path network, the physical soil conditions, and perhaps most importantly, the opinion of the course's clientele.

Grant is a senior majoring in Turfgrass Management at Iowa State University. This paper was part of his required study in Horticulture 451.

Credit: Iowa GCSA



EDITOR'S CORNER

TOM FISCHER

We would like to thank the Association members, especially Mike Leitner, for this year's fantastic family picnic held June 13 at Tartan Park. The picnic was well organized with a train ride, treats and playground for the kids, golf for the guys, a raffle of beautiful plants for the gals and excellent food enjoyed by all. The day was a great success not only for the members with families but also for those who came for the camaraderie of the Association. I know my family missed not having a picnic last year but with the success of this year's, I hope the picnic will become an annual event.

Many thanks to Joe Moris and his staff for hosting the golf and picnic grounds. This is an excellent area for recreation and relaxation.

HOLE NOTES is still looking for articles to be published monthly. I know many of you have helpful ideas and sound turf knowledge that could be shared with your fellow superintendents. The article does not have to be lengthy thesis, just good common sense ideas to aide in turf management. Also of interest to write about would be the history of your golf course and/or club and tips from your mechanic on how to keep y our equipment in top condition. Hope to hear from you soon.

Mail your article to:

Tom Fischer
8001 Brunswick Avenue North
Brooklyn Park, MN 55443
612/561-6363

Our next meeting is at Voyager Village on July 13. See you there.

To Keep Your Course In Classic Condition, Use These High-Quality Products from NOR-AM



•NITROPORM® SLOW-RELEASE NITROGEN
Releases by slow bacterial action to provide consistent 38% nitrogen.

•TURCAM® INSECTICIDE
Controls a wide range of turf and ornamental pests.

•PROGRASS® HERBICIDE
Controls certain annual grasses and broadleaf weeds in ornamental turf.

•DELIC® INSECTICIDE
Gives fast knockdown and long-term control of fleas, ticks and other pests.

•BANOL™ TURF AND ORNAMENTAL FUNGICIDE
Controls pythium and phytophthora

•PROXOL® 80SP INSECTICIDE
Controls white grubs, sod webworms, cutworms and armyworms in fine turf.

NOR-AM
Specialty Chemicals Group
www.nor-am.com

THE FAIRWAY CLASSICS
to keep your course in top condition

C. Robert Staib
Sales Representative
Specialty Chemicals Group

RESIDENCE:
8512 WINSTON AVENUE, DES MOINES, IA 50322 (515) 276-3390

TURF SUPPLY COMPANY

**2970 DODD ROAD
ST. PAUL, MN 55121
454-3106**

EXTRA — Turf Supply Company is now the Distributor for:

BANNER[®] — Receives EPA label for Turfgrass
We are pleased to announce that **Banner** has now been labeled by the EPA for use on golf courses, landscapes and sod farms.

Banner is a broad spectrum, *liquid*, systemic fungicide that gives longer lasting control of brown patch, dollar spot, powdery mildew, rust, anthracnose, red thread and stripe smut.

Banner's low 1 - 2 oz. rates per 1000 square feet mean less to handle and apply.

MAVRIK[®] — There has never been a single product that handles so many pests on so many plants.

Mavrik goes after lawn pests including sod webworms, ants, crickets, leafhoppers, armyworms, chiggers and ticks.

Mavrik is more than a broad spectrum insecticide. It is a miticide, too, killing pests like two spotted mites, clover mites, etc.

ACCLAIM[®] — Postemergent control of annual grasses such as crabgrass, foxtail, panicum, barnyard and johnsongrass.

Acclaim can be used sequentially as a rescue treatment over preemergence failures.

Acclaim is not a residual herbicide so you can reseed a short time after application.

**CALL TURF SUPPLY COMPANY
454-3106
ABOUT THESE NEW PRODUCTS**