


WHAT MAKES THE CUSHMAN TURF-CARE SYSTEM WORTH THE INVESTMENT:

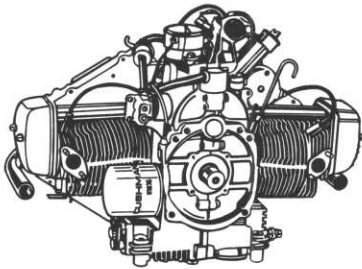
*Aerating, hauling, dumping, spraying, seeding,
spreading and top dressing —
one vehicle does the work of a fleet of machines.*



The Cushman Turf-Care System offers you a single vehicle that can do the work of a half dozen machines—at a fraction of the cost.

The exclusive Cushman pin disconnect system lets you attach and remove accessories in minutes.

A NEW 22-HP ENGINE.



The Cushman Turf-Truckster™ is now equipped with a new 22-hp gas engine.

It gives you the power to haul a full load uphill, without straining. It maintains a sure, steady speed while you're spraying or spreading.

And it's built tough. The crankshaft is forged alloy steel. The cylinder heads are reinforced for extra strength under stress. And the hydraulic pump is mounted to the engine for better service life and smooth operation.


Team up the new 22-hp Turf-Truckster with any of the following accessories for a complete Turf-Care System.

THE AERATORS.

Because you have two types of turf to aerate, Cushman makes two aerator attachments for your Turf-Truckster.


The Greensaver® is ideal for greens and other delicate areas . . . while the Quick Aerator makes short work of big jobs (it covers a 46" swath).

Both can be equipped with interchangeable coring or deep-slicing tines.



THE SPREADERS.

Two choices here, too. The 700-lb. capacity Vicon Spreader with a 45' swath. Or the Spreader/Seeder with a 300-lb. capacity. Both give you smooth, uniform spreading because application rates are controlled by the Turf-Truckster's ground speed governor.



THE TOP DRESSER.

Everything from rock salt to powdered fertilizer can be uniformly spread across a 31½" swath at a rate of up to 220' per minute.



A FREE DEMONSTRATION

See the Cushman Turf-Care System in action.

THE DUMP BOXES.



Again, you have a choice! Our Short Box is a high quality dump box . . . and our Flatbed/Box converts from flatbed carrier to dump box just by adding the bolt-on sides and tailgate. Both can be hydraulically dumped right from the driver's seat.

THE SPRAYERS.

Choose the capacity you need . . . our big 150-gallon sprayer or 100-gallon model. Both give you uniform spraying controlled by the Turf-Truckster's ground speed governor.

CUSHMAN®

It Works Harder Because It's Built Better

"SINCE 1949 - SATISFACTION GUARANTEED"

Jerry Commers

PARTS • SALES • SERVICE

John Sniker

CUSHMAN MOTOR CO., INC.

Tim Commers

2909 E. FRANKLIN AVENUE • MINNEAPOLIS, MINNESOTA • PHONE (612) 333-3487

HOLE NOTES

OFFICIAL PUBLICATION OF THE MINNESOTA
GOLF COURSE SUPERINTENDENTS' ASSOCIATION

EDITOR: WARREN J. REBHOLZ
6550 YORK AVENUE SOUTH
SUITE 402
EDINA, MINNESOTA 55435-2383
PHONE: 612/927-4643

ASSOCIATE EDITORS: GUY R. GREEN
ROSS T. GALARNEAULT

EDITORIAL COMMITTEE CHAIRMAN:
RANDALL C. NELSON, CGCS

M.G.C.S.A. BOARD OF DIRECTORS FOR 1986:

OFFICERS

PRESIDENT.....KERRY J. GLADER, CGCS
VICE-PRESIDENT....DOUGLAS MAHAL
SECRETARY.....SCOTT HOFFMANN, CGCS
TREASURER.....KEITH SCOTT
EX-OFFICIO.....DALE CALDWELL

DIRECTORS

FRED ANDERSON, CGCS DAN HANSON, CGCS
TOM FISCHER, CGCS RANDALL NELSON, CGCS
CHRIS HAGUE, CGCS JAMES J. NICOL, CGCS

THE FOLLOWING IS A LIST OF OFFICE
TELEPHONE NUMBERS FOR THE ENTIRE BOARD:

KERRY GLADER.....612/253-5250
DOUGLAS MAHAL.....612/929-1661
SCOTT HOFFMANN.....218/829-2811
KEITH SCOTT.....612/938-6900
DALE CALDWELL.....612/544-4474
FRED ANDERSON.....612/689-3800
TOM FISCHER.....612/424-8756
CHRIS HAGUE.....612/448-3626
DAN HANSON.....612/926-4167
RANDALL NELSON.....507/451-4144
JAMES NICOL.....612/755-4150



FROM THE PRESIDENT'S DESK

KERRY GLADER

A grand time was had by nearly one hundred members at the Purple Hawk Golf Club. Many members got in some good use on host superintendent, Fred Anderson's fine course lay out. I know, I was sure all over enough to get the definite feel of the "Hawk". Many thanks, Fred, and also to Sharon, the Purple Hawk Supper Club and all of the staff.

The annual conference is just around the corner. As always, the annual business meeting and elections will open the opportunity for some of you to say "yes" when Ex-Officio-Elections Chairman Dale Caldwell calls on you to be a candidate for board member. Any Class A superintendent is eligible to be a candidate, and I would like to encourage anyone interested to please call Dale. Let us know of your interests to be a candidate or to serve on a committee. Many of my lasting memories of this profession will be from the friendships developed, acquaintances made and working with a very talented group of superintendents with one goal in mind, "The continued success and advancement of MGCSA". The opportunity to serve is something I hope you will not let pass by. We all have talents that can be put to good use, and through this opportunity we gain so much personally. I can only offer you my own feelings that it is worth every minute spent!

The Board of Directors recently honored several requests to change the name of our research fund and to renew a scholarship program. In honor of Harold Stodola, our research and scholarship efforts will be held under the heading of The Minnesota GCSA - Harold Stodola Research and Scholarship Fund. To honor a pioneer such

PRESIDENT'S DESK to Page 11



PREPARING FOR THE RESORTERS TOURNAMENT

by Steven Hamelau
Superintendent, Alexandria Golf Club

This coming August will see the Alexandria Golf Club host its 65th Annual Resorters Golf Tournament, a week long series of events. We are but one of three "sister" tournaments held this time of year in which many golfers have tried for the difficult task of accomplishing a "Grand Slam". Lee Kirchgatter must start the golfers off on his Bemidji Course, I follow the very next week, and Brad Klein at Detroit Lakes gets them the following week. Each of the three courses is different from the others in many ways. My intent is to give those of you not familiar with hosting a week long tournament a brief look into what we do for ours.

The crew and I look forward to our Resorters Tournament each year for many different reasons. I think one of the biggest reasons is the chance to change our normal daily routine. As you will see from the information that follows we move into two shifts per day.

I think giving you some of my more important steps and concerns in preparing and maintaining our course can be done most easily by using charts and outlines. You all are familiar with the jobs that I have listed but I'll try and tell you our particular timing we use to accomplish them. Included will be two charts giving you my equipment and crew information for a chance to get a relative idea of my basic operation size for a self-comparison.

Breaking the jobs into the time-frames of two weeks before, one week before, evenings during and mornings during will give you the general program we use. I hope that my programs seem simple and easy to carry out. They are supposed to be!

Given a rain out at night or in the morning we intend to still have the course playability covered. This is one superintendent that will not gamble away the evening hours available to wake up to rain and lightning with no possible chance of any maintenance being done before they have to start playing in standing water to get done!! If we don't get any rain we just simply have a more frequent mowing cycle which all the golfers like anyway.

I went to Iowa State University and had one professor that impressed upon me the famous "K.I.S.S." method - "Keep it Simple - Stupid!" It has turned out to be a very useful tool in trying to communicate with boards and new crew members. Over the years I've seen enough go wrong even when things are kept simple and so probably have you. Below is the first chart outlining major steps that are taken during the second week before.

2 WEEKS BEFORE:

All equipment is double checked for possible break downs.
All mowers are sharpened.
We verticut and topdress moderately with a 1/1/1/ matching mix and use an older mower until they are clean.

By the end of the week all mowers will have been lapped in.
On Thursday and Friday all fairways are cross-cut.

I establish in writing the expected work schedule and times each crew member will need to be available tournament week.

Plans already agreed upon for the tournament are checked again (Golf Pro, Tournament Chairman, President and Manager).

Before getting into the "week before" I'll show you our crew size and the major equipment we have to work with. As you can see, from the chart labeled "Crew Size and Duties During the Tournament", I have ten people at maximum. Not shown is that with five being of a three-month period and the rest vary from four, five months to seven months that I am the only 12/month person here. Also listed is each person's normal duties during the tournament. The chart labeled "Major

RESORTERS to Page 5

**Our new front mowers come with
the same feature that made our
mowing tractors famous.**

DIESEL ENGINE PERFORMANCE.



Now you can expect the same reliable performance from a new John Deere front mower that you've come to expect from our utility tractors.

That's because our new front mowers use the same kind of liquid-cooled diesel engine design. So the new 22-hp F935 and the 17-hp F915 Front Mowers already come with a great reputation behind them.

They also come with some great

performance features, too.

Like a unique, two-pedal hydrostatic control for increased operator performance. A new standard cruise control for low-fatigue mowing in wide open areas.

And a new 76-inch swept-spindle mower deck (F935 and F930 only) for a wider cut and closer left side trimming.

For more information or the name of the dealer nearest you, call toll free 800-447-9162.

Nothing Runs Like a Deere®



RESORTERS from Page 3

Equipment Used and Settings" explains what we use where and at what setting. This should give each of you a chance to now compare our size operation to your own. Now on to the week before.

1 WEEK BEFORE.

First trim and manicure everything on Monday and Tuesday.

Both ponds are cleaned of all vegetation by hand.

All areas are fertilized except the roughs.

Greens and tees are preventatively sprayed with 26019.

On Wednesday and Thursday all mowers are lapped in and the new settings are made. I like to check the new heights out on the course for a couple days to make sure it is what I want.

Fairways are again crosscut on Friday and Saturday. Note: We only have one unit so we mow 9 holes each morning seven days a week. By 10:00 o'clock we have an impossible number of golfers to mow fairways around all year.

Re-trim and manicure everything on Friday and Saturday.

At end of week help move in concession stands.

Saturday night starts our swing shift operation.

Our Resorters Tournament involves all ages and all calibers of golfers - in both men's and women's divisions. With this in mind we have set pin placements with matching tee block settings for each day as requested by the tournament chairman and golf pro. A cup setting system I used for multiple day tournaments before moving to Alexandria was approved and tried during my first Resorters Tournament in 1981 with great success. It has been approved each of the years since and may be of use to some of you. I make sure that all cups are cut toward the backs of the greens during the last part of the preceding week. On Sunday, which is a practice round, I use the toughest side of the greens and mix them up between the front left or front right. Understand that at no time during the week are all pins in the same exact position on all 18 greens - like all front left or all front right. The opposite sides of the fronts of the greens are used for Monday. We have greens that range from 3000 to 7000

sq, ft. so by having the first two days of golf near the front of the greens we prevent over 80% of the ball mark damage than if they had been back. The next three days find pin placements mixed with three options: Center-left, Center-center, or Center-right. This leaves us with the back left quarter and the back right quarter for mixing placements on Friday and Saturday. Before the final rounds for the championships start at noon, I cut another set of cups in the position of middle-back and let them go after them. By then the pressure is tough enough and the club doesn't want slow play caused by tough pin placements. This pattern never puts the golfer back into a highly damaged area before the week is over for his short putts near the cups. As I move back and towards the center of the greens I have less people playing at the end of the week and the greens really look better than you would imagine. It works well for me and I only included it for the sake of comparing what others do for cup placement as compared to what I do. Now I'll get back to the rest of our jobs during the week of the tournament.

Basically we start on the front nine behind the golfers at night and finish the back nine first thing in the morning. We do finish mowing the greens each night with lights so they are cut twice a day all week. A few extra maintenance duties during the week occur for longest drive, putting tournaments, derby, etc., but I generally take care of anything not in our normal pattern.

Below in outline form you will see the breakdown of the maintenance program during the tournament. We swing into two different shifts that become routine by Monday. Saturday and Sunday have been written separately due to a few extra jobs that we do up front. What you see written for Monday morning will be the same for all the rest of the mornings and the same for Monday night and all the rest of the nights. Sounds great! Sounds easy! If only it worked that way. I'm not going to even start listing all the changes that can take place due to weather, committee requests, mechanical problems, vandalism, etc. so go ahead and read our "ultimate" plans for the week as listed below and get an idea of what we have to do and when.

RESORTERS to Page 7

MEET THE AERATOR THAT'S WORTH THE WALK.



Why are so many turf pros giving up the tractor ride and coming back to the self-propelled Ryan Greensaire® II?

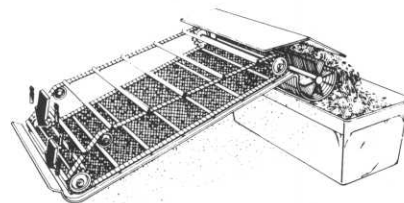
Better results, that's why.

They know the Ryan Greensaire's deeper penetration removes more soil, without tearing up turf.

And, unlike the rolling action of most aerators, Greensaire's tines penetrate the turf in a fast, straight up-and-down motion. The result, aeration so precise that even fresh holes shouldn't affect the roll of a golf ball.

They also like the fact that Greensaire's tines remove 36 cores, up to three inches long, from every square foot of turf.

Attach the Ryan Core Processor to Greensaire to aerate, collect thatch and break up the soil for top dressing in one quick operation.



The Ryan Greensaire II. When you see what it does for your greens, you'll know why it's worth the walk.



R. L. GOULD & CO. PHONE: (612) 484-8411
3711 LEXINGTON AVE. NO. ST. PAUL, MINN. 55112

RESORTERS from Page 5

TOURNAMENT WEEK JOB TIMING.....

Saturday Night:

- Close front nine at 3:00 p.m. for maintenance to start
- Repair all ball marks
- Verticut greens very lightly
- Mow all greens after verticutting
- Change all cups and pull pins
- Mow front fairways
- Mow Front Green Banks
- Mow 1 round all roughs with 5-gang twice (two ways)
- Move all tee blocks, service tee area and restrooms
- Rake all sand traps
- Mow front lawn, parking, etc.
- Water greens, tees & fairways as needed

Saturday Morning:

- Mow all greens
- Mow all tees
- Mow back green banks
- Mow back fairways
- Rake all sand traps
- Check all cups & replace tournament set of flags
- Check all tees & restrooms

Sunday Night:

- Repair ball marks
- Change practice cups
- Change tee blocks & service tee area-until too dark
- Mow front fairways
- Verticut all greens
- Mow all greens after they are verticut
- Rake sand traps
- Mow 1 round of rough two ways-until too dark
- Mow front green banks
- Change cups-until too dark for making a good choice
- Pull all pins right behind last golfers
- Water greens, tees & fairways as needed

Starting Monday Morning- General Morning Routine

- Mow all greens-start with lights on
- Mow back green banks
- Mow all tees
- Rake all sand traps


- Check cups cut last night and finish any left to do
- Check all tee blocks as pins are replaced
- Finish mowing 1 round of roughs if not already done
- Mow back fairways
- Hand mow and trim where needed before traffic comes
- Service tee areas, restrooms, general clean-up
- Keep front lawn & parking area looking sharp

Starting Monday Night- General Night Routine

- Change practice cups
- Repair all ball marks
- Mow all greens-use lights if needed
- Mow front fairways
- Mow front green banks
- Rake sand traps
- Cut cups until too dark for seeing good locations
- Move tee blocks & service tee area until dark
- Mow 1 round of roughs & pull pins until dark
- Hand mow or trim where needed
- Water greens, tees & fairways as needed

Those of you who made it this far through this article can be sure you have the staying power to host a week long tournament. I will admit that by the end of the week we have all had a great plenty of "change" and look forward to our old routine! I'm still lucky. I now host a big tournament but I have a good crew and enough equipment to get the job done. I will never forget what it was like when I was at a smaller nine hole country club years ago. Even to get the course ready for a one day tournament was a monumental task. At that time "I" was the crew and I had less equipment than a small lawn service would need. I've also been to courses that made me drool over their operations. Reading and hearing about what these larger courses must do to host national tournaments is almost incomprehensible to me. But after I've been in this profession for as long as I have now, I can say the most important thing is to try and keep your own grass greener and wish those on the other sides

RESORTERS to Page 9



NEARY SPIN-MATIC II



Introducing the New Spin-Matic II System

The innovative new Spin-Matic II is the world's first true *system* approach for spin grinding mower reels. Beyond the fact that it is the only machine which lets you accurately restore any reel to its true cylindrical form, the Spin-Matic II machining system is engineered with many quality and convenience features.


Extra wide mounting system to easily handle even the largest of reels.

The Spin-Matic II machining center has a full 56" wide unobstructed mounting platform so even the larg-

est of reels can be positioned easily. Vertical adjustment columns offer a full 15" mounting clearance under the adjusting handwheels minimizing positioning problems associated with ordinary spin grinders.

Engineered to Last:

So you are assured of the longest trouble free life for your spin grinding system investment, we have literally over engineered the new Spin-Matic II. Special jigs and fixtures are used in the manufacturing process to guarantee perfect frame alignment. Extra heavy steel is used through-



Room To Spare!

The Spin-Matic II is designed with a reel bed that's *Over Four & A Half Feet Wide*. Never again do you have to struggle trying to "Shoe Horn" the widest reels into position.



Feather Touch Carriage Fork Bearing System.

The grinding wheel carriage forks on a Spin-Matic II glide on a new twin linear ball bushing bearing system and provides the smoothest of grinds.

Take a Few Minutes to Compare...

Consider the many advantages of Neary's new Spin-Matic II Integrated System. Examine all the quality engineered features we have designed into this system. Then consider that the new Spin-Matic II is the industry's first true machining system that lets you precisely restore reels to their optimum cylindrical configuration. It is engineered so virtually anyone can operate the system easily and produce sharp, cylindrical reels in the same time it takes to simply sharpen them on old fashioned spin grinders.

Then finally consider price. Since its inception, Neary Manufacturing has always put its customers first when it comes to pricing. Though most marketing experts agree the Spin-Matic II Machining Center should be priced higher than a common spin grinder, we've always been one American Company that believes "a fair profit now will mean more profits in the future."



Have You Ever Struggled with a Big Reel by Yourself?

An optional elevator lift attachment enables one person to easily place mowers in position. The unique "flex" design allows the lift assembly to absorb the load of the heaviest mowers (up to 800 lbs.) without transmitting stresses to the grinder frame.

SPECIFICATIONS:

Weight955 lbs. net
Overall LxWxH84"x36"x55"
Work Table LxWxH56"x19 1/2"x27 1/2"
Spin Motor: 1/6 horsepower totally enclosed fan cooled gearmotor
Traverse Motor: 1/15 horsepower totally enclosed fan cooled gearmotor

Grind Motor: 3/4 horsepower, 3450 rpm totally enclosed motor
Electrics115V, 60Hz, 1Ph
Base1/2" and 1/4" steel
Winch Capacity800 lbs.
Grinding Wheel6" dia. x 1 1/2" wide
MADE IN USA!




NEARY MANUFACTURING

P.O. Box 324
Anoka, MN 55303
Phone 612/561-8797

out. High torque fasteners firmly lock every non-welded union. Threaded shafts of 4140 alloy high tensile steel are used for the calibrated infeed system. Each of the three high-torque drive motors are thermal protected and all electrical connection boxes are sealed and fully gasketed.

Designed for Fast Operation


The Spin-Matic II handles the full range of commercially available reel mowers and sharpens a reel to a perfect cylinder in as little as 5 minutes total time!



Precision Measured In Thousandths!

Every Spin-Matic II comes standard with precision dial indicators that give you dimensional readouts to One Thousandths of an Inch. Our unique Taper Checker tool is calibrated with equally fine readouts.





Easy to Use Control Panel.

For the easiest operation, we have mounted the control panel for the Spin-Matic II up high where it's easy to see and reach. It's large palm operated safety pushbutton stops all functions in an instant. But unlike other control systems, each motor may be started or stopped independent of the others by means of individual positive acting selector switches.



Multi Position Mounting Brackets.

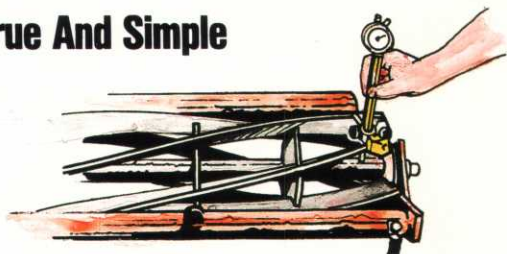
These brackets accommodate virtually any size or configuration of reel simply and easily. Fabricated to close tolerances, they offer the ultimate in versatility and accuracy.

Made In USA!

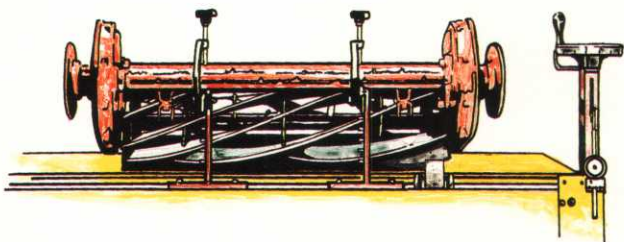
The Integrated Sharpening System

Neary's revolutionary new Spin-Matic II is the world's first machine to use a System Concept to sharpen mower reels. Unlike old fashioned spin grinders, this machine does much more than simply sharpen blades. It gives any operator the precision readouts necessary to actually analyze a reel's true shape and to calibrate a close tolerance relationship between the reel and grinding wheel. With that done, the reel is automatically machined back into its original cylindrical form as the blades are spin sharpened.

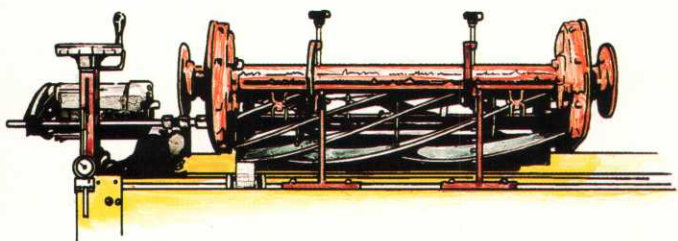
Fast, True And Simple



Step 1: Neary's exclusive Taper Checker tool measures the exact distance from the reel shaft to the blade cutting edge at both ends of the reel.



Step 2: The grinding wheel is positioned against the larger diameter end of the reel and the dial indicator is set at Zero.



Step 3: The grinding wheel is slid to the smaller diameter end and the wheel raised until contact is made with the reel. While reading the column mounted dial indicator, the grinding wheel is "backed off" the same amount as measured by the taper checker in Step 1.

Why Reels Loose Their Cylindrical Shape.

To realize the significance of Neary's revolutionary new Spin-Matic II we must remind ourselves of the basic principles that let reel mowers produce a superior cut. When sharpened blades and bed knife are properly aligned, the shearing action creates a clean, even quality cut.



When manufactured, mower reels are ground to be perfect cylinders. The diameter at all points is equal. The bed knife is mounted so it is perfectly parallel to the blade surface across the full width of the mower. When the blades and knife are properly aligned the best cut is obtained.

Usually two things happen to cause a reel to lose its shape and become tapered.



First, most cutting units require that field adjustments be made to keep reel and bed knife in the best cutting proximity. Excessive adjustment on one side causes the reel blades on that side to wear faster. Repetition of the overadjustment actually compounds the problem. The reel loses its cylindrical shape and becomes tapered.

The second reason reels lose their cylindrical shape is traced to the very nature of the reels themselves. The natural helix (or twist) in the reel blades causes the "lead in" end of the reel to wear faster. The diameter at that end becomes smaller. Each time you adjust the mower, the accelerated wear continues and the "lead in" diameter becomes even smaller.

If you use the simple "touch method" of alignment for sharpening, where you contact each end of the reel with the grinding wheel, the reel's conical or tapered condition is not corrected and the reel is not restored to a true cylinder. The difference between the two ends continues increasing, and eventually the taper exceeds the mower's range of adjustment.

To a limit, the bearings on most mowers are built to withstand the twisting stress this constant misalignment causes. Some mowers provide you enough adjustment to keep the bed knife in position for a cut of passing quality. But the longer this condition continues the faster the bearings deteriorate. Bed knife wear accelerates and the quality of cut deteriorates noticeably.

Only Spin-Matic II lets you diagnose and correct this problem — to within .005"!

Unlike any simple spin grinder, this new integrated system from Neary lets you "read" a reel's actual shape and then precisely adjust your sharpening process to bring it back into a true cylinder.

A FEW WORDS OF APPRECIATION FOR THE FIRST MAN ON THE COURSE EVERY MORNING—THE GOLF COURSE SUPERINTENDENT.

The traffic on an average golf course would probably be akin to the state fair midway. And remember, most golfers wear spikes or drive carts that put a lot of wear and tear on the grass.

Now add the fact that many golfers are very critical of course conditions, and you see why superintendents buy aspirin in the large economy size.

Problems caused by heavy traffic are small compared with the ravages of weather, insects, diseases and weeds on closely cropped turf grasses.

The close cutting so necessary to players enjoyment makes turf easy prey to its many enemies. What is enjoyable to the player may not be good agronomically for the turf; thus a highly scientific approach and extensive training on the part of the golf course superintendent is necessary.

And to cap it all off the superintendent must come to grips with budgets, personnel, supplies and now government regulations.

Remember him the next time you have an exhilarating round. He's dedicated or he would not continue in this work. But we at TURF SUPPLY COMPANY, who supply him with some of the fertilizers and chemicals that make his job a little less impossible, think he rates a well deserved pat on the back.

TURF SUPPLY COMPANY

2970 Dodd Road

• (612) 454-3106 •

St. Paul, MN 55120



Rhodia Inc.,
Agricultural Division,
Monmouth Junction,
New Jersey 08852

Rhodia

MAJOR EQUIPMENT USED & SETTINGS

JOB	MACHINE-USED	NORMAL	TOURN.
GREENS	2 - TORO GM3	3/16	5/32
VERTICUT	"		
FRINGES	"	7/16	13/32
GREEN-BANKS	1 - 84" TORO - 3 GANG	1 1/16	15/16
TEES	"	3/4	1/2
FAIRWAYS	1 - JAC.F-10 - 7 GANG	1 1/16	15/16
ROUGHES	1 - 72" TORO ROTARY	2	2
	1 - TORO GENERAL - 5 GANG	2	2
SAND-TRAPS	1 - SMITHCO TRAP RAKE		
TRANSPORTAION	1 - 1/2 TON PICKUP		
	3 - CUSHMAN TRUCKSTERS		

NOTE:


- GREENS - BENT & POA MIXED
- FRINGES - BENT & POA MIXED
- TEES - BLUEGRASS
- FAIRWAYS - BLUEGRASS
- ROUGHES - BLUEGRASS

YAMAHA, FOR THE LONGEST DRIVE IN GOLF.

Here's the proven 2-stroke Gas Car that stays on the course long after the others have putttered out. You'll be getting about 28 rounds per tankful, 4+ rounds per gallon.

Yamaha has built in easy maintenance. Exclusive AUTOLUBE™ automatically mixes gas and oil. CDI Solid State Ignition keeps engine self-tuned.

- Profitable years in operation.
- Easy engine access.
- Low Maintenance.
- Smooth ride.
- Powerful, cost-efficient engine.
- 4-year warranty.



GOLF CAR MIDWEST
BURNSVILLE & ORTONVILLE, MN.

Call Toll Free 800-328-6665 In Minnesota 800-352-2779

YAMAHA

of your fences good luck in keeping their grass greener too!

CREW SIZE & DUTIES DURING THE TOURNAMENT

MYSELF: Cut all tournament cups
Apply any pesticide needed
Cover unexpected problems or requests
Double check crew is informed as to any changes in their jobs from the prewritten assignments on blackboard
Personally check with golf pro and golf tournament chairman each morning to make sure all communications are received
Help service concession stands
Stay available for unexpected

ASSISTANT: Service tees: (Ball washers, tee-blocks, trash, etc.)
Service restrooms & keep course clean
Change practice green cups daily
Put pins out each morning
Irrigation repair

MECHANIC/FOREMAN: Equipment maintenance
Mow tees
Mow green banks
Oversee & help on special projects

FAIRWAY PERSON: Mow fairways

ROUGH PERSON: Mow roughs and driving range

NIGHT WATERMAN: Water greens, tees and fairways

SUMMER LABORER: Mow greens, fringes & do hand labor

SUMMER LABORER: Mow greens, fringes & do hand labor

SUMMER LABORER: Paint white lines around greens and trim

SUMMER LABORER: Sand traps, flower beds & day watering

SUMMER LABORER: Repair ball marks (evenings only)

RAIN BIRD®

FOR QUALITY IRRIGATION!

FREE
DESIGN
SERVICE
AND
ESTIMATES.

COMPLETE LINE OF
SYSTEM MATERIALS
CALL
1-800-892-8584



IRRIGATION SYSTEMS
DISTRIBUTOR FOR OVER 25 YEARS

b bartley supply co.

ST. CLOUD - BRAINERD - ALEXANDRIA

Save now, pay later during the ProTurf® Pre-Season Sale

All qualifying Pre-Season orders shipped during the August-December period won't be billed until next spring.

Ask your ProTurf
Tech Rep for details.



Mike Redmond
624 North Oak Drive, Suite 207
Osseo, Minnesota 55369
Telephone: 612/424-9684