

# SPIN GRINDING

by SCOTT WEILER  
FOLEY-BELSAW CO.

## REEL GRINDING

Spin grinding has taken off in the past few years as an alternative to proper reel grinding, offering "time savings" and "increased accuracy". The trend toward spin grinding is a result of the efforts of a few self-serving manufacturers telling you what you want to hear. Unfortunately, the whole story is seldom told for fear of rejection of the spin grind concept.

Everyone understandably looks for ways around undesirable tasks. Reel grinding has been in the undesirable category since day one, and finding a better way of sharpening has been a constant consideration.

Flat or spin ground reels have a tendency to be more accurate if they are set up properly. With the design of most reel mowers in the U.S. today, it is imperative that the reel be brought back to as perfect a cylinder shape as possible. Short cuts in this area (i.e., Touch Method from end to end) take away any benefits offered by the Spin Grind Method. NOTE: Touch Method may be used on units which adjust reel to bed knife since cutting is always done at the same point due to stationary bed knife.

Relief Angle: A question that comes up frequently in grinding conversations is, "Why is relief necessary?", or "Why is no relief required?"

No matter what your beliefs - spin grinding offers only a "flat" grind with no relief, it simply cannot be any other way. The manufacturers of most reel cutting units design relief into their mowers for the following reasons.

1) Ease of manufacture and assembly. 2) Ease of sharpening between grindings (lapping or back lapping). 3) Minimal contact between reel blade and bed knife.

DISCUSSION: POINT #1 - During assembly of reels, a perfect cylinder shaped reel is desired for proper reel to bed knife contact. To achieve this, Spin Grinding is

used to true the reel containing pre-relieved reel blades before assembly. This virtually eliminates lapping when done correctly.

POINT #2 - Since the relief, which is built into each reel blade offers a smaller "land" or "flat" to be lapped during between grindings sharpenings, every bed knife and reel combination wears or dulls to some degree during use. The Back Lapping procedure is the procedure of applying fine compound while the reel is being turned backward (Back Lapped), and the bed knife is adjusted for contact with the reel. The Lapping Compound, along with contact between the reel and bed knife, removes a certain amount of steel on both cutting surfaces to expose a sharp cutting edge once again. With a relief grind on the reel blade, the process of lapping a reel unit is easily achieved. Without relief, the lapping process takes much longer since more surface to lap translates into more time to lap.

The statement came up, "With a flat grind your cutting edge holds up better and doesn't need lapping." Now we know better than that. Anything that cuts anything gets dull. If you're expected to spin grind when you're supposed to lap, where is the savings.

POINT #3 - Minimal contact between bed knife and reel is desirable. "Zero clearance" when the bed knife and reel are sharp is the ultimate goal.

Naturally it is impossible unless grinding or lapping has just been done. After the two cutting surfaces start to dull, slight contact between the bed knife and reel is required to cut. A new cutting unit has no more than a narrow "land" on the reel blade to make contact with the bed knife. A half worn reel (flat on half the thickness of the reel blade) has half the blade in contact with the bed knife which also has a flat on it.

If all the relief is worn off, the full contact of the reel blade is in contact with the flat of the bed knife which is exactly what you start out with on a spin ground reel.

Minimal contact between the mating parts is desirable because of reduced heat build up, lower power requirements to drive reels and

## YOUNGER NAMED AWARD RECIPIENT

The late Dr. Victor B. Youngner, who developed Santa Ana bermudagrass, has been selected as the recipient of the 1985 Green Section Award, presented by the United States Golf Association in recognition of distinguished service to golf through work with turfgrass.

The award will be presented to Dr. Youngner's widow, Violet, on February 12 at the Golf Course Superintendents Association of America annual banquet at the Sheraton Washington in Washington, D.C. The presentation will be made by George M. Bard, Chairman of the U.S.G.A. Green Section Award Committee.

In presenting the Green Section Award, the U.S.G.A. wishes to identify, celebrate and hold up for emulation individuals, such as Dr. Youngner, who exemplify outstanding dedication to golf through their work with turfgrass.

Born in Nelson, Minnesota, Dr. Youngner had his college education interrupted in

1942 by World War II. After serving three years in the Air Corps, he earned his bachelor of science and Ph.D. degrees at the University of Minnesota, where he developed his expertise in plant breeding and plant growth and development.

Dr. Youngner joined the faculty of the University of California, Los Angeles, in 1955. He worked on turfgrass breeding and maintenance studies until 1965 when he moved to the Riverside campus of the University of California.

One of his greatest accomplishments was the development of the Santa Ana bermudagrass which offers a smooth, dark-green turf with tolerance to smog and salt. It is a grass used widely in golf courses and other intensely used turfed sites in the southwest United States. A new variety of zoysiagrass from the "Youngner Breeding Program," named El Toro, is presently being patented for release.

Dr. Youngner was also active in problem-solving turfgrass research in the areas of mowing, fertilization, irrigation and weed control as well as wear resistance, salinity and air pollution tolerance.

# TURF SUPPLY COMPANY



**BEST WISHES  
FOR A MOST  
SUCCESSFUL  
SEASON!**



**TURF SUPPLY COMPANY**

2970 Dodd Road  
St. Paul, MN 55121  
(612) 454-3106

to help maintain a sharp cutting edge in addition to minimizing the wear of gears, bearings and seals. Excessive wear may not show up at first, but in the long run noticeably higher repair costs will be evident when a flat grind is used.


How much relief is enough? Too much?

Since there is no way of measuring precisely the amount of relief on a reel blade, it is enough to say that any relief is better than none. Conversely, too much relief will have adverse results including: a) Weak cutting edge and blade. b) Fast reel wear. c) Frequent bed knife to reel adjustment.

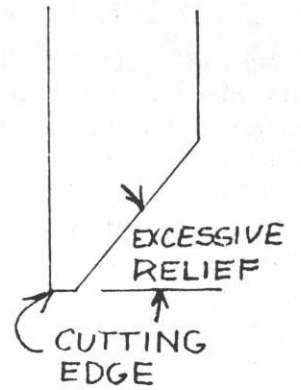
Too much relief is usually a result of placing a double relief on the reel blade.

Examples of reel cross sections - correct and incorrect applications.

CORRECT RELIEF GRIND



INCORRECT RELIEF GRIND



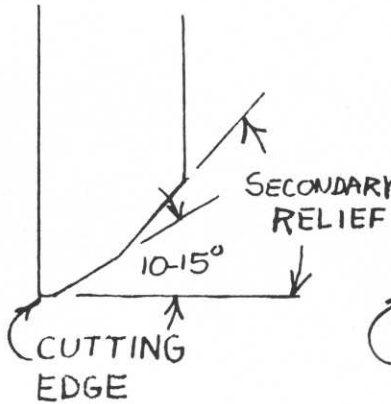
BED KNIFE GRINDING

How the bed knife is ground does make a difference in overall performance of your cutting unit. When grinding (sharpening) a worn bed knife, always make sure that the relief angle is taken from the existing worn surface, 5° is usually adequate.

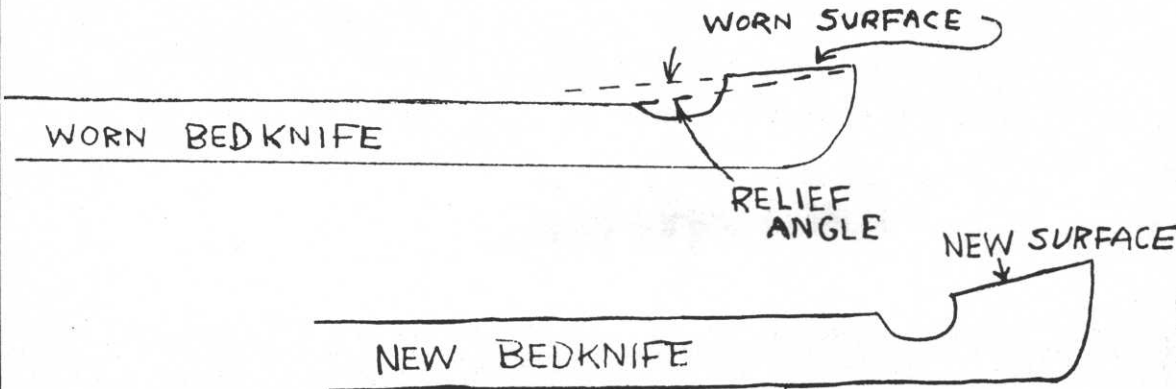
Grinding a new bed knife is very simple. After mounting the knife to the bed bar, a few passes are necessary to make sure the cutting edge is true before installation into the cutting unit. Follow the existing angles since relief has already been ground in at the manufacturer. Changing the relief angle is unnecessary and results in shortening the bed knife's useful life.

In a nutshell, spin grinding does have its place when used with RELIEF. It has been proven as an excellent way of truing a reel (when proper set up is used). Relief is important for prolonging cutting unit life right down to the bearings and seals. Relief is and always has been a necessary part of PROPER mower maintenance. Shortcuts taken in this area will mean higher costs in the future. Don't settle for half the job. Insist on relief.

INCORRECT DOUBLE RELIEF GRIND



INCORRECT FLAT GROUND



GRIND AT EXISTING ANGLE TO TRUE TOP SURFACE - DO NOT CHANGE RELIEF.

# THE MOST PHENOMENAL UTILITY TRUCKS YOU COULD OWN



Maybe you already own one of these Jacobsen T1000's with

Air Cooled 244cc - 2 cycle oil injected single cylinder engine for less servicing.  
Torque converter provides infinite selection of ground speeds to 12 MPH - No clutch/shifting.  
Welded high strength steel frame and diamond plate body for long life and 1000 lb capacity.  
Easy service - conveniently located components - easy access to complete drive train.  
Comfortable high back 2-seater with fingertip control.

**if not-better contact us immediately and get it working right now!**

There's also the more rugged T2000 with 2000 lb. capacity  
that's ready for a hundred and one jobs day and night.

**CALL**



**FOR DETAIL SPECS**

**TOLL FREE Local 484-8411 MINN. 800-592-9513 Other 800-328-9564**