
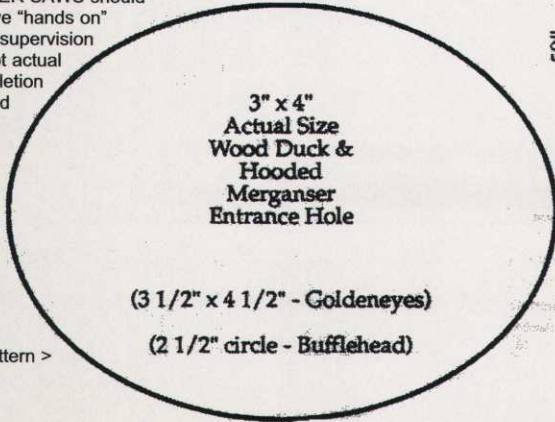


Don the Duckman's Cedar Wood Duck House Plan

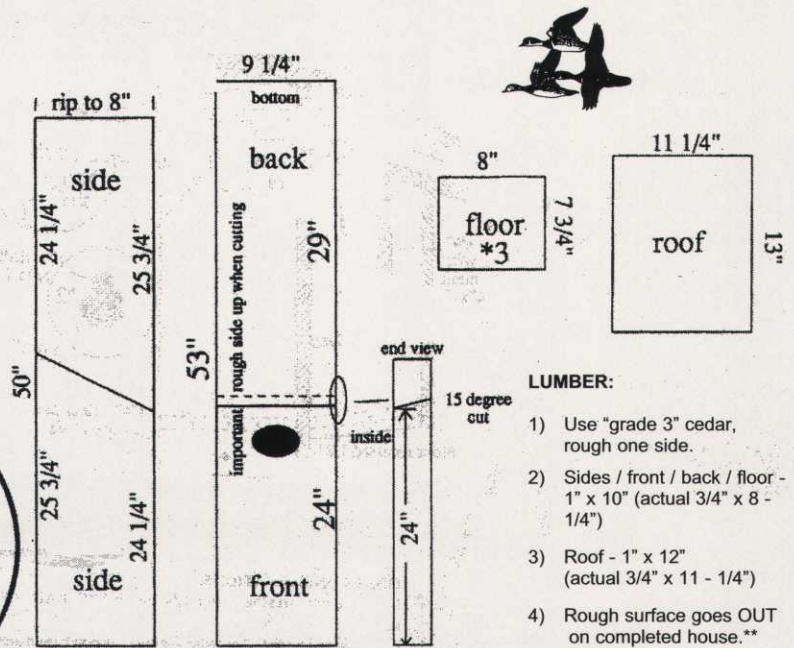


SAFETY TIPS:

- 1) Safety Glasses should be worn by EVERYONE in the woodworking area.
- 2) Adults should closely supervise the use of all tools. POWER SAWS should involve "hands on" adult supervision - if not actual completion by and adult.



use as pattern >



LUMBER:

- 1) Use "grade 3" cedar, rough one side.
- 2) Sides / front / back / floor - 1" x 10" (actual 3/4" x 8 - 1/4")
- 3) Roof - 1" x 12" (actual 3/4" x 11 - 1/4")
- 4) Rough surface goes OUT on completed house.**

**One "side" will be smooth unless you make an even number of houses and alternate the direction of your cross cut.

Hedberg is a sure hole-in-one when it comes to landscape supplies.

HEDBERG
LANDSCAPE & MASONRY SUPPLIES

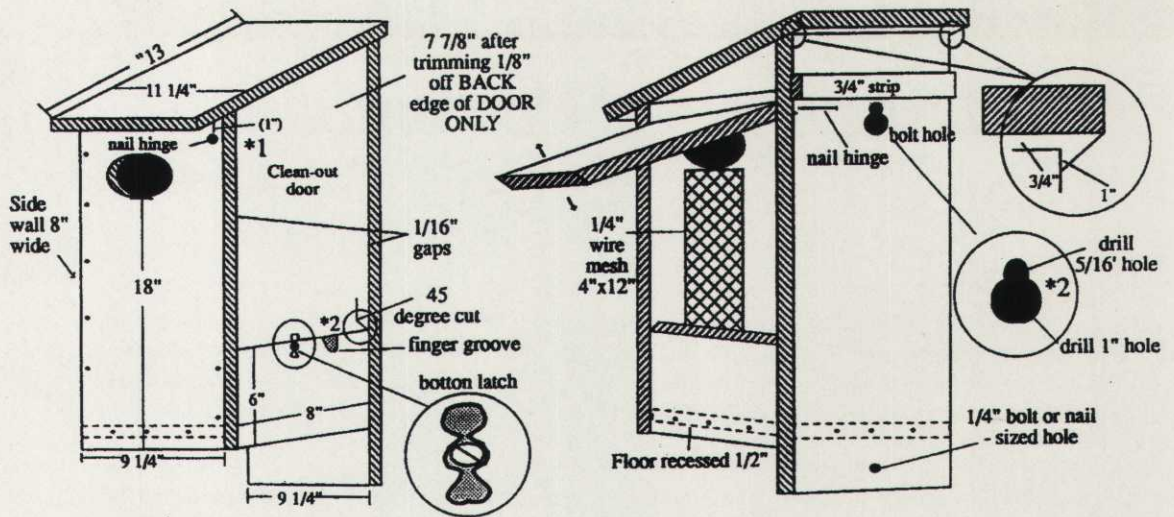

"Built on Service"

Mulch • Stone • Pavers • White Sand • Pond Filtration
Aeration Systems • Fountains • Retaining Walls



Plymouth • 763-545-4400 • 1205 Nathan Lane North
Farmington • 651-423-5048 • 4375 170th Street West
Stillwater • 651-748-3158 • 8400 60th Street North

www.hedberglandscape.com/HN



DRAWING DETAILS:

- 1) Use a square to align rear "hinge nail" with front "hinge nail."
- 2) Use a wood rasp to round out "finger groove" and trim "keyhole."
- 3) Drain holes are NOT recommended in this house design.



FINAL CONSIDERATIONS:

- 1) Have you attached your 1/4" mesh EXIT LADDER? (a staple gun works great!)
- 2) Have you added 4" of cedar shavings as a nest base material?



© Copyright 1991. Don "The Duckman" Helmeke



Turf Establishment Products from Profile & the Tessman Company



- ▶ Futerra Environet is created for slopes and environmentally sensitive sites
- ▶ Works great on new construction for golf courses and sports fields
- ▶ 2 sizes, 40" x 135' Natural (32 rolls/pallet) or 82" x 135' Natural (16 rolls/pallet)



- ▶ Fast germination means F4 Netless excels at vegetation establishment
- ▶ Provides high levels of slope protection
- ▶ F4 Netless weighs much less than any other blanket on market, installs quickly with less man-hours per square yard
- ▶ Size 39" x 90' Natural (32 rolls per pallet) or 78" x 90' Natural (16 rolls per pallet)



- ▶ Expanding cellulose/ wood fiber mulch granules enhance germination and seedling emergence by holding seed in place and absorbing water
- ▶ Organic tackifier reduces soil erosion, water runoff and seed wash out.
- ▶ Can be applied by hand, with high volume drop spreader or large opening broadcast spreader.

Ask about our 1/2 pallet and pallet pricing on grass seed!

The Tessman Company | St. Paul — 651.487.3850 | Fargo — 701.232.7238