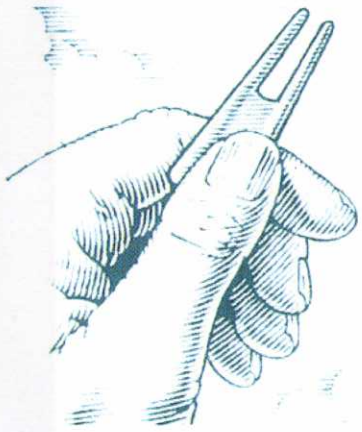


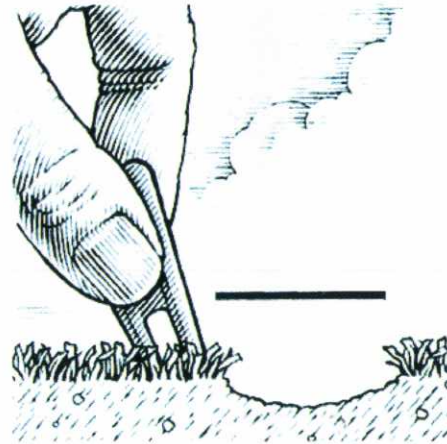
The Proper Way to Repair a Ball Mark




1 Use a prolonged ball mark repair tool (preferably), knife, key or tee.




2 Insert at the edges of the mark—not the middle of the depression.



3 Bring the edges together with a gentle twisting motion, but don't lift the center. Try not to tear the grass.



4 Smooth the surface with a club or foot. You're done when it's a surface that you would putt over.



Source: *Minnesota Golf Course Superintendents' Association*
and the
Golf Course Superintendents Association of America