

TABLE OF CONTENTS

THE PRESIDENT'S MESSAGE The Worst Ever?	3
GAZING IN THE GRASS Take Advantage of <i>Poa annua</i> Winterkill: Increase Bentgrass on Putting Greens	4
TDL Look-alike Kentucky Bluegrass Diseases	11
WGCSA "BRUTE" -IFUL APRIL MEETING	15
PERSONALITY PROFILE "There's Not Much Sit Time."	18
TALES FROM THE BACK NINE Continuing Education	20
GOLF IN THE FLATLANDS Logic on the Golf Course	23
NOTES FROM THE NOER FACILITY Turf Death Isn't Just For Golf Courses HOW DIFFERENT TURFGRASSES SURVIVED THE WINTER AT THE O.J. NOER FACILITY	27
WGCSA 2005 WGCSA SPRING EDUCATIONAL AND BUSINESS MEETING	31
EDITORIAL Looking (and Acting) the Part	34
WGCSA People vs. Pros Tournament	37
JOTTINGS FROM THE GOLF COURSE JOURNAL The Dean DOES Matter	38
THE EDITOR'S NOTEBOOK Diem adimere aegritudinem hominibus	40
WISCONSIN ENTOMOLOGY REPORT New White Grub Chemistry: What Does it Mean for You?	45
WGCSA Real-life Mulligan	46
WISCONSIN PATHOLOGY REPORT Wonders, Typhula's Basidiocarps and Snow Scald?	48
POA TRIVIA	52

ABOUT THE COVER

You could hardly imagine a more colorful subject for our cover than the 16th hole at SentryWorld in Stevens Point. Known far and wide as The Flower Hole, its color scheme changes each year as SentryWorld's Golf Course Superintendent Gary Tanko designs a new pattern with a different collection of bedding plants. The Flower Hole inspired the beautiful cover art by the talented Jennifer L. Samerdyke.

*"There is but one sure season in our hearts
Through all the year's swift circle — that
is summer.*

*The urgent vibrancy of spring is its
Brief preface (just as fall which follows is
Its gold fruition, and then winter yet
Another summer, waiting, safe beneath
The snow)."*

- Summer Days
Victor Carl Friesen

THE GRASS ROOTS

THE GRASS ROOTS is a bi-monthly publication of the Wisconsin Golf Course Superintendents Association, printed in Waukegan, Wisconsin by Kramer Printing. No part of THE GRASS ROOTS may be reprinted without expressed written permission by the editor.

EDITOR AND PUBLISHER

Monroe S. Miller
Blackhawk Country Club
P.O. Box 5129
Madison, WI 53705
groots@charter.net

EDITORIAL STAFF AND BUSINESS AFFAIRS

Dave Brandenburg
P.O. Box 314
Theresa, WI 53091



Front Row: L-R: Brian Zimmerman, Dustin Riley, Mike Lyons, Marc Davison. Back Row: L-R: Randy Dupont, Pat Sisk, Jeff Millies, Eric Jasin, Dave Brandenburg.

2005-2006 WGCSA OFFICERS AND DIRECTORS

PRESIDENT

Marc Davison
Green Bay CC
2400 Klondike Rd.
Green Bay, WI 54311
E-mail: mdavison@usxchange.net

DIRECTORS

Jeff Millies
Edgewood GC
W238 S9560 Kuzendorf Ct.
Big Bend, WI 53103
E-mail: jmillies@wi.rr.com

VICE PRESIDENT

Mike Lyons
Old Hickory CC
316 Grove Street
Beaver Dam, WI 53916
E-mail: mlyons@powerweb.net

Pat Sisk

Milwaukee CC
8000 N. Range Line Rd.
River Hills, WI 53217
E-mail: milwaukeec@aol.com

TREASURER

Dustin Riley
Oconomowoc GC
W35235 Delafield Rd.
Oconomowoc, WI 53966
E-mail: ogcriley@voyager.net

Eric Jasin

Lake Arrowhead GC
426 St. Andrews Trail
Nekoosa, WI 54457
E-mail:
arrowheadlakes@hotmail.com

SECRETARY

Brian Zimmerman
Milwaukee Co. Parks
9480 Watertown Plank Rd.
Wauwatosa, WI 53226
E-mail:
bzimmerman@milwcnty.com

Randy Dupont

North Hills CC
7519 Arthur Rd.
Hartford, WI 53027
E-mail: rmdnhcc@earthlink.net

PAST PRESIDENT

David Brandenburg
Rolling Meadows GC
P.O. Box 314
Theresa, WI 53091
E-mail: rmeadows@dotnet.com



Visit our web site at:
www.wgcsa.com



The Worst Ever??

By **Marc Davison**, Golf Course Superintendent, Green Bay Country Club

The spring of 2005 may well be remembered by most of us as the worst spring ever. Unfortunately, dead grass is the norm on most golf courses. The question seems to be, "how much dead grass do we have?" As spring moves along more and more golf courses have come to realize everyone is suffering from the same dilemma....dead grass. The amount of dead turf varies from course to course but it sure seems like we all have some areas that remain brown while everything else turns green. Most would agree that it has never been this bad.



Why did this past winter differ so much from all others? Was it the prolonged presence of ice cover, poor drainage, or too much shade? Research shows all grass species have varying tolerances to ice cover. *Poa annua* has the shortest. Why didn't all *Poa annua* die then? Just certain areas seem to have checked out. Did greens with covers perform differently from greens without covers? Did snow removal help or hinder the situation? What about ice removal; was it a good idea or a bad idea? It seems the more I hear how different superintendents dealt with the snow and ice cover of this past winter the more confusing it is.

Regardless of how each one of us dealt with last winter, we are now faced with dead areas on our golf course that need to be repaired. I know the seed companies must be very pleased. Let's hope there is enough seed to supply all our needs. How long will golfers accept temporary greens? How long will golfers play on dead fairways? How do we get new grass established when we are open for play? The prolonged cool temperatures are not helping us out either. This may be a huge set back in the financial plan for many public courses. Remember last year it was the cold wet spring that kept golfers away.

On March 22 at Westmoor Country Club, Jerry Kershasky, Bob Vavrek and Dr. John Steir held a very informative breakfast discussion on winter kill. This discussion was open to golf course owners, club presidents, general managers, green chairmen, golf professionals, club members, media and golf course superintendents. Knowing that we would have widespread winter kill problems in Wisconsin, Jerry took a proactive approach in educating and preparing golfers for what was ahead. Thank you very much Jerry, Bob and John for your foresight of this problem and your

wise thinking to communicate to our golfers what to expect in the months ahead. I know all those who attended had to feel a little relief knowing they were not alone in this adverse situation.

Our first monthly chapter golf meeting is behind us already. A big thank you goes out to Jim Crothers and Grand Geneva. Jim had his golf course in great shape for us. About 75 of our members participated in the day's events. The weather cooperated fairly well, although a bit gusty at times. Grand Geneva

is a huge, high-end resort and appears to be expanding. We are thankful to have been invited to such a great facility. I heard they once had a bunny problem there but I didn't see one.

Numerous WGCSA members did not adhere to our dress code. Blue jeans are not allowed at our monthly meetings. Please respect this policy and always wear proper golf attire. We are professionals and we need to portray that image, especially when we gather for an Association event. We are very fortunate to be able to play at some very nice golf facilities. Let's show the host clubs that we are professionals in every way possible. Thank you for your attention to this matter. ♻

**Midwest
Curb**

**The Modern Way to
Install Curbs**

Specializing in:
Parking Lots - Cart Paths - Green Protection

262-363-2281
midwestcurb.com



Take Advantage of *Poa annua* Winterkill: Increase Bentgrass on Putting Greens

By Dr. John Stier, Department of Horticulture, University of Wisconsin-Madison

This past winter was especially harsh for turf on many putting greens in Wisconsin due the long period of ice cover followed by late winter freeze-thaw episodes. *Poa annua* was especially susceptible due to its lesser tolerance for ice and freezing compared to creeping bentgrass. For those greens that had mixed *Poa annua*/creeping bentgrass populations, this spring and summer offer a good opportunity to enhance the population of bentgrass.

Encourage spread of existing creeping bentgrass

Creeping bentgrass is a stoloniferous grass, capable of producing lateral above-ground stems (stolons) that grow along the surface. Nodes, seen or felt as bumps on the stolon, are areas capable of producing new cells which can form into either root or shoots. Botanists call these areas meristems: in plant terms, they are analogous to human stem cells. The stolons of creeping bentgrass are indeterminate, meaning they can produce multiple nodes (and thereby plants) from a single stolon. Conversely, rhizomes of Kentucky bluegrass are determinate, meaning one plant per rhizome.

Golf course superintendents rarely see stolons on established putting greens. The tremendous density of the turf prevents the need for grass plants to produce stolons. Noticeable stolon growth usually only happens when a void develops in the turf due to a turf-killing disease or environmental stress such as winterkill. Creeping bentgrass stolons are capable of growing 12 inches or more in a year in our region. Given the multiple nodes on each stolon, plus the fact that an individual mother

plant can produce multiple stolons, the opportunity to colonize adjacent voids is tremendous.

Stolons are produced in greatest quantity when a) nearby plant competition is reduced, b) climate is good (e.g., temperature), c) adequate irrigation, fertility and mowing regimes are provided. Stolon growth is enhanced at higher mowing heights but can still be sufficient at greens height. Nitrogen inputs on putting greens have decreased in the past 20 years: adding a little N to a N-starved bentgrass can be a great way to stimulate stolon production. One of the best ways to encourage stolon growth is to verticut the existing turf: severing existing plants stimulates hormonal production that causes development of new stolons, and severing existing stolons releases meristem activity from surrounding plant tis-

sues so new plants can develop. Encouraging stolon growth by filling voids will rarely be sufficient by itself: most approaches will also require interseeding.

Interseeding

Interseeding is sometimes erroneously called overseeding. Overseeding is when cool-season grass seed is applied to a dormant warm-season turf in the South and is a temporary measure to produce a green, growing turf. Interseeding is the introduction of new seed into an existing, growing turf. Previous work has shown that interseeding creeping bentgrass into well established putting greens is relatively ineffective. The high density of existing turf outcompetes the seedlings for space, moisture, and nutrients. However, voids left by winter-killed *P. annua* will allow repopulation by



Ed Witkowski
Mike Kozlowski

Full Line of Turf Products
Chemicals
Competitive Pricing
New Product Information
Satisfaction Guaranteed

805 Ela Avenue
Waterford, WI 53185
262-534-3334 • Fax 262-534-2990

creeping bentgrass if proper management steps are taken. Seed germination and establishment requires seed-to-soil contact. Interseeding can be done by raking seed into the soil, broadcasting following an aeration or verticutting followed by topdressing and dragging, or by slit-seeding.

In Wisconsin, lawn seeding is conventionally recommended during later summer or early autumn (Stier, 2000). Unfortunately the same time period also favors germination of *P. annua* on closely mown turf. Research conducted at Rutgers University in the past several years has shown mid-summer seedings of creeping bentgrass putting greens result in less *P. annua* than either spring or late summer/autumn seedings (J. Murphy, pers. communication). Summer seeding of putting greens works because greens typically now have automatic irrigation and fungicides can be applied to control seedling diseases such as Pythium blight. Seed rate is variable, but 1 lb/1000 ft² is usually sufficient. Depending on the variety, one pound of seed will contain between approximately 6 to 8 million seeds. Most of the seeds of course will die before producing a mature plant.

Selection of bentgrass varieties

Several high quality creeping bentgrass cultivars for greens have been released in the past 15 years. The A and G series, bred using plants selected from old 'Penncross' greens at Augusta National in Georgia, received the most attention. Others like 'L-93' offer similar performance with less reputation for excessive thatch development. The 1998 National Turfgrass Evaluation Program (NTEP) putting green test ran from 1998 to 2002. Twenty-nine cultivars of creeping and velvet bentgrass were planted in 20

states on either native soil or sand-based root zones and evaluated for turf quality, disease severity, and other characteristics from 1999 to 2002. Table 1 lists the varieties and their company sponsors. In Wisconsin, the trial was seeded 31 August 1998 using 1 lb seed/1000 ft². The root zone was a silt loam with a pH of 7.8. Greens were mowed daily at 0.156 inches, topdressed at 3 week intervals, and aerated once each April/May. Irrigation was supplied three times


weekly to provide 70% ET and prevent moisture stress.

Snow mold damage, genetic color and spring greenup were evaluated during spring. Density estimates were collected seasonally, and quality ratings collected monthly. Quality was rated visually on a 1 to 9 scale, with 1 equal to dead turf or bare soil, 9 equal to dense, uniform, disease-free turf with moderate to dark green color. A rating of 6 was considered acceptable for a high quality golf

Table 1. Entries and sponsor list for the 1998 NTEP Bentgrass Putting Green Trial.

Name	Species	Sponsor
Backspin	creeping	Turf Merchants, Inc.
Bavaria	velvet	Turf Merchants, Inc.
ABT-CRB-1	creeping	AgriBioTech, Inc.
Crenshaw	creeping	AgriBioTech, Inc.
L-93	creeping	Standard entry
Century	creeping	AgriBioTech, Inc.
Imperial	creeping	AgriBioTech, Inc.
ISI Ap-5	creeping	International Seeds, Inc.
BAR CB 8US3	creeping	Barenbrug Research
Bengal (BAR AS 8FUS2)	creeping	Barenbrug Research
Vesper (Pick MVB)	velvet	Pickseed West, Inc.
Pick CB 13-94	creeping	Pickseed West, Inc.
Syn 96-1	creeping	Texas A&M University
Syn 96-2	creeping	Pickseed West, Inc.
Syn 96-3	creeping	Texas A&M University
SRX 1BPAA	creeping	Seed Research of Oregon, Inc.
Brighton (SRX 1120)	creeping	Seed Research of Oregon, Inc.
SR 1119	creeping	Seed Research of Oregon, Inc.
Providence	creeping	Seed Research of Oregon, Inc.
SRX 1NJH	creeping	Seed Research of Oregon, Inc.
SR 7200	velvet	Seed Research of Oregon, Inc.
PST-A2E	creeping	Pure-Seed Testing, Inc.
Pennlinks	creeping	Tee-2-Green Corp.
Penncross	creeping	Standard entry
Penn G-1	creeping	Tee-2-Green Corp.
Penn G-6	creeping	Tee-2-Green Corp.
Penn A-1	creeping	Tee-2-Green Corp.
Penn A-2	creeping	Tee-2-Green Corp.
Penn A-4	creeping	Tee-2-Green Corp.

Using technology to increase length and control is a story as old as golf itself.



Always read and follow label directions.
Emerald is a registered trademark of BASF Corporation. ©2003 BASF Corporation. All rights reserved.



Emerald[®]

F U N G I C I D E

Dollar spot's never seen anything like new Emerald[®] fungicide. Emerald is the first all-new class of fungicide chemistry for dollar spot control to be introduced in years. That's good news for superintendents battling resistance issues. Emerald sets a new standard for dollar spot control, offering you the first fungicide to reliably control dollar spot for three to four weeks with a single application. If you're tired of losing sleep over dollar spot, now you can rest easy knowing Emerald is on the job. It's the only fungicide you can really trust to consistently provide you with dependable dollar spot control for weeks at a time. It's time to make room in your fungicide rotation for the next generation of dollar spot control—Emerald fungicide. To learn more, visit www.turffacts.com. **SETTING A NEW STANDARD.**



We don't make the turf. We make it better.

BASF

course. Disease ratings included snow mold, take-all patch, and dollar spot.

Turf quality during the growing season is summarized in Table 2. Fig. 1 shows dollar spot disease in June and July. In June several cultivars expressed good initial disease resistance, but resistance decreased as conditions became

more favorable to the disease. Fungicides were applied to the half the plot to prevent disease; data are only shown for those plots which did not receive routine fungicide applications and for commercially-available varieties.

Additional data are available free of charge at www.ntep.org. In addition to seeing the rest of our

Wisconsin data, viewers can see data from other states and other conditions, including sand-based putting greens. Remember that data from other states may not reflect the type of turf quality you may expect in Wisconsin due to different climates and pest or disease pressures.

Golf play and green recovery

Due to the difficulty of experimenting with controlled levels play while re-establishing partially-killed greens, no data are available to indicate how long an active green will take to recover from winterkill. Stolons can grow and fill voids during low to moderate levels of play—high levels of play (e.g., >20,000 rounds/yr) may discourage extensive stolon growth. Some seed will be able to germinate and develop into plants with some play, but again, success decreases as play increases. Success can be increased if seed is primed before application (see *The Grass Roots*, Vol 27, Stier, 1998).

Creeping bentgrass seed germinates best between 59-86°F (Beard, 2002). Germination will occur at lower temperatures, particularly above 40°F, but will take longer. Temperature is the most important reason germination time can take between 6-10 days. Some varieties may germinate faster than others, though data are too limited to be useful and in any case the differences will be trivial for practical consideration in terms of getting a putting green ready for play.

Ultimately the decision to close or not close a putting green to allow recovery depends on the people involved in the decision-making process. Questions that need to be answered include 1) Can a temporary green be established in the fairway, 2) What will be the revenue loss, short and long-term, due to closing of the regular greens, 3) How bad is the green? Putting greens with more than 30% turf loss will usually need to be closed

Table 2. Turf quality of commercially available creeping and velvet bentgrasses as part of the 1998-2002 NTEP putting green trial on a silt loam soil at the O.J. Noer Turfgrass Research and Educational Facility, Verona, WI, during 2001. A rating of 9 is considered ideal turf, a rating of 6 is considered acceptable turf quality. Values within a column followed by the same letter were not statistically different at P (0.05. Data adapted from www.ntep.org.

Cultivar	May	June	July	August	September
L-93	6.0 a	5.0 a	5.0 a	5.3 bc	5.3 abc
A-2	5.3 a	4.7 a	4.0 abc	6.3 ab	6.0 ab
G-1	4.3 a	5.0 a	4.0 abc	7.0 a	6.3 a
Vesper (Pick MVB)	5.0 a	5.0 a	4.0 abc	5.7 bc	6.0 ab
A-1	4.3 a	4.3 a	4.3 ab	6.3 ab	5.7 abc
Bengal (BAR AS 8FUS2)	4.7 a	4.0 a	3.7 abcd	6.0 ab	5.7 abc
Brighton (SRX 1120)	5.3 a	4.7 a	2.7 cdef	6.0 ab	5.7 abc
Pennlinks	4.7 a	4.3 a	4.3 ab	5.7 bc	5.3 abc
SR 1119	5.0 a	4.7 a	3.3 bcde	5.7 bc	5.3 abc
G-6	5.0 a	5.0 a	3.0 bcdef	6.0 ab	5.3 abc
Penncross	4.3 a	4.0 a	4.0 abc	6.0 ab	5.0 abc
SR 7200	5.0 a	4.7 a	5.0 a	4.0 d	4.7 bc
A-4	4.3 a	4.0 a	3.0 bcdef	6.3 ab	6.0 ab
Backspin	4.3 a	4.3 a	2.7 cdef	5.3 bc	5.0 abc
Imperial	4.3 a	3.7 a	2.3 def	5.7 bc	5.0 abc
Crenshaw	4.0 a	3.7 a	2.0 ef	5.7 bc	5.0 abc
Providence	4.7 a	4.7 a	2.0 ef	4.7 cd	5.0 abc
Century	4.3 a	3.3 a	1.7 f	5.3 bc	4.7 bc
Bavaria	3.3 a	3.3 a	3.7 abcd	2.7 e	3.3 c

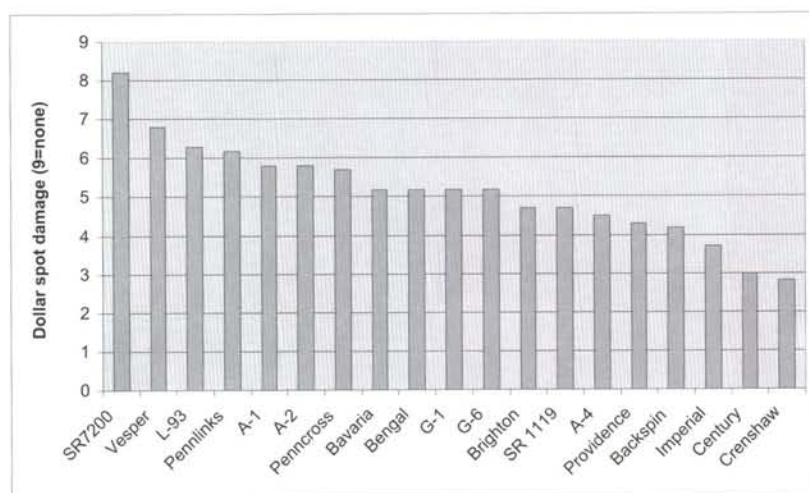
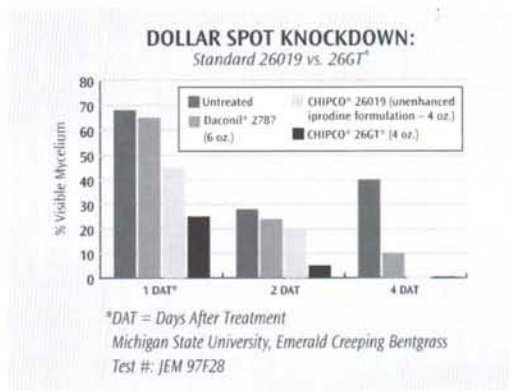


Fig. 1. Dollar spot severity of commercially available creeping and velvet bentgrasses as part of the 1998-2002 NTEP putting green trial on a silt loam soil at the O.J. Noer Turfgrass Research and Educational Facility, Verona, WI, during June-July, 2001. A rating of 9 is no disease, a rating of 6 is considered acceptable. The Least Significant Difference for statistical comparison between cultivars was 1.3. Data adapted from www.ntep.org.



You're either spending too much . . .

Too much time. Too much money. And you aren't getting better brown patch or dollar spot control for your extra investment. So switch to Chipco® 26GT. It knocks down mycelium within 24 hours of application. And it lasts 14 days or more, twice as long as chlorothalonil. Plus, broad-spectrum Chipco 26GT works as a preventive and a curative against dollar spot and brown patch. You can also tank mix 26GT with other fungicides for season-long control. And 26GT will cost you about 32% less than what you'd spend for chlorothalonil.



. . . or getting short changed.

Chipco 26GT was originally known as Chipco 26019, but it was so significantly enhanced in 1997 that it demanded a new name. While the active ingredient remains unchanged, 26GT delivers quicker knockdown of brown patch and dollar spot (up to 48 hours faster than 26019) without sacrificing its excellent 14-day residual.

Save more, and get more. Use 26GT.



Kerry Anderson
Sales Representative
(815) 923-1323

for at least one month of good growing (and golfing) conditions, longer the worse the damage is. If a green is closed and interseeded on May 30, soil temperatures are optimal and germination can occur by June 5. Under ideal conditions, new leaf production can be expected at roughly 6 day intervals. If a plant normally has 5 leaves, plants will be up to leaf capacity by July 5. Plants will still be young and relatively weak and may not be ready for play until at least August. Since it takes about 65 days for cool-season grasses to become physiologically mature, beginning play in August will still likely result in a slow decline of turf growth and quality, though in many cases the diminished play and good growing conditions in September and October will be sufficient to allow the grass to recover and reach maturity before winter. Beginning play in July just 30 days after

seeding may result in areas of dead turf again before the end of the season: this is not a reflection on turf management skills, just a biological limitation of turf growth and wear tolerance.

Putting greens with less than 30% damage may or may not need to be closed depending on how much poor turf the golfers will accept and the length of time for which they will accept poor turf. A green with 15-30% damage may end up looking and playing poorly the entire growing season if play is high and the weather conditions less than ideal for turf growth.

Conclusion

Research on lawn type turf at Purdue University in the late 1990's indicated early spring overseedings, even before soil temperature was optimal for germination, resulted in better turf density than waiting until optimal soil temperatures. Unpublished research during the last

three years in a simulated athletic field situation at Cornell University shows interseeding at 2-4 week intervals even under traffic produces a better turf than less frequent interseeding. The bottom line for recovering winter-damaged putting greens: Verticut and/or core aerate, overseed and topdress as soon as possible in the spring. Follow up as needed during the summer. In Wisconsin, one of the most consistently best varieties for putting greens on silt loam soil has been L-93, though many other varieties may perform similarly or even better.

REFERENCES

- Stier, J.C. 2000. Lawn Establishment and Renovation. UWEX bull. A3434.
- Stier, J.C. 1998. Pump up that seed: priming and pregermination. *The Grass Roots* 27(3):31, 33, 34-35. ♣



Syngenta never stops working
to keep your course green.

Creating the best turf demands the best products. We're constantly refining formulations and developing new ones. To ensure you always have what you need to keep turf healthy and beautiful.

Contact Jim Shone at 1-708-217-8509 to learn more about Syngenta products.

Important: Always read and follow label instructions before buying or using these products. ©2002 Syngenta. Syngenta Professional Products, Greensboro, NC 27419. Banner®, Barricade®, Daconil®, Heritage®, MAXX®, Medallion®, Primo®, Subdue®, and the Syngenta logo are trademarks of a Syngenta Group Company.

www.syngentaprofessionalproducts.com



WATERTRONICS®

Evolution Series



Super Sport - Turf

The "Evolution Series" pumping system is a proven concept from Watertronics that utilizes a VFD driven jockey/pressure maintenance pump and Electronic Butterfly Valve controlled main pump(s). This control system allows for VFD control of the pump that most benefits from it. Conventional VFD stations share one drive between all main pumps which can cause "across-line" start/stop surges.

Benefits and features of an Evolution Pump Station include:

- VFD driven jockey pump which efficiently performs dual duties of pressure maintenance, while serving as the primary supplier of incidental daytime syringing and hand watering up to 150 GPM.
- Additional pumps are individually pressure regulated with Watertronics' Electronic Butterfly Valve, ensuring surge-free starts and stops.
- Lower horsepower and smaller electrical in-rush of the VFD regulated jockey pump normally will not incur utility "time-of-day" penalties.
- Available with Watervision™ remote monitoring software and Pumplink™ irrigation control software interface.



Vertical Turbine

The "Evolution Series" control system is available on all Watertronics' Vertical Turbine, Horizontal Centrifugal, Super Sport Turf, and BlackMax™ Submerged pumping systems. Call a Watertronics' representative today and find out why our "Evolution Series" may be the best choice for your irrigation pumping system needs.



Horizontal Centrifugal



WATERTRONICS®

ELECTRONICALLY CONTROLLED PUMPING SYSTEMS

525 Industrial Drive, P.O. Box 530, Hartland, WI 53029-0530
Phone: 262-367-5000 • 800-356-6686 • Fax: 262-367-5551
Visit our website at: www.watertronics.com