

## TABLE OF CONTENTS

THE PRESIDENT'S MESSAGE <b>United We Stand! United We Stand!</b> . . . . .	3
GAZING IN THE GRASS <b>Effluent Irrigation, Part II: The Agronomist</b> . . . . .	5
GREEN SECTION <b>Slit Seeding vs. Core Cultivation/Overseeding</b> . . . . .	9
TALES FROM THE BACK NINE <b>A Report in Autumn</b> . . . . .	11
MISCELLANY <b>Tournament Meeting at Oshkosh Country Club</b> . . . . .	14
NOTES FROM THE NOER FACILITY <b>Get Ready For EXPO</b> . . . . .	17
PERSONALITY PROFILE <b>Lightning Leads Him From Cows to Turf</b> . . . . .	19
GOLF IN THE FLATLANDS <b>The Golf Stud</b> . . . . .	25
WISCONSIN PATHOLOGY REPORT <b>Don't Miss a Great Opportunity to Boost Your Knowledge on Strobilurins!</b> . . . . .	31
JOTTINGS FROM THE GOLF COURSE JOURNAL <b>A Somber 75th Anniversary</b> . . . . .	35
WISCONSIN ENTOMOLOGY REPORT <b>JAPANESE BEETLES: THEY'RE HERE!</b> . . . . .	41
THE EDITOR'S NOTEBOOK <b>We'll Never Be the Same</b> . . . . .	47
NOTES FROM THE NOER FACILITY <b>Worth The Delay</b> . . . . .	50
WISCONSIN SOILS REPORT <b>Biostimulant Effects on the Microbial Community and Turfgrass Quality of a Sand Putting Green</b> . . . . .	53
WGCSA <b>Snow (Again!) Welcomes Couples Weekend</b> . . . . .	56
TDL <b>How Important is Spray Volume?</b> . . . . .	60
MISCELLANY <b>OCTOBER MEETING AT WEST BEND COUNTRY CLUB</b> . . . . .	62

### ABOUT THE COVER

The talented artist E.R. Haas of Spring Green, Wisconsin substitutes for J.L. Samerdyke in creation of the cover for this Grass Roots issue. He pays tribute to WGCSA president Kris Pinkerton as Kris finishes his second term as chapter president and rides off into the sunset, on a greensmower of course!

*"This Christmas  
We wish you light snows,  
and twinkling lights,  
a home alive with cookie smells,  
a child to play with,  
a dog to pet,  
and the hope of answered prayers."*

— Author unknown

## THE GRASS ROOTS

THE GRASS ROOTS is a bi-monthly publication of the Wisconsin Golf Course Superintendents Association printed in Madison, Wisconsin by Kramer Printing. No part of THE GRASS ROOTS may be reprinted without expressed written permission by the editor.

### EDITOR AND PUBLISHER

Monroe S. Miller  
Blackhawk Country Club  
P.O. Box 5129  
Madison, WI 53705  
groots@globaldialog.com

### EDITORIAL STAFF AND BUSINESS AFFAIRS

Dave Brandenburg  
P.O. Box 314  
Theresa, WI 53091



### BOARD OF DIRECTORS

Front row: (L-R) Mike Lyons, David Brandenburg, Kris Pinkerton, Marc Davison. Back row (L-R) Mike Berwick, Randy Witt, Gordon Waddington, Scott Schaller and Mike Kactro

### 2000-2001 WGCSA OFFICERS AND DIRECTORS

<b>PRESIDENT</b> Kris Pinkerton Oshkosh Country Club 11 West Ripple Oshkosh, WI 54901	<b>DIRECTORS</b> Mike Berwick N5973 Canal Street Princeton, WI 54968  Mike Kactro 704 W. Washington Hartford, WI 53027  Gordon Waddington N80 W5241 Bywater Grafton, WI 53012
<b>VICE PRESIDENT</b> Dave Brandenburg P.O. Box 314 Theresa, WI 53091	<b>TREASURER</b> Marc Davison Green Bay Country Club 1864 Charles Street DePere, WI 54115
<b>SECRETARY</b> Michael Lyons Old Hickory Country Club 316 York Street Beaver Dam, WI 53416	<b>PAST PRESIDENT</b> Scott Schaller North Shore Golf Club W6788 Windward Drive Greenville, WI 54942
	<b>Randy Witt</b> 618 Night Court Green Bay, WI 54313

# United We Stand! United We Stand!



By **Kris Pinkerton**, Golf Course Superintendent, Oshkosh Country Club



That was the message that rang loud and clear during Father Dan's homily last Sunday at Mass. United We Stand! United We Stand! See, Father Dan had gone to the Monday Night Packers/Redskins Game in Green Bay. He had shared with us just how moving the whole experience was. Packer fans, Redskins fans, players, Packer personnel and just about everyone there, united in front of a national audience. Father Dan continues to go on with what was an awesome display of patriotism and unity, right up until one drunk Packer fan took sole responsibility to rid their section of the only Washington Redskins fan seated there. *United We Stand! United We Stand!* Or was that just before the game began?

Monday morning came very early as I began to reflect upon Father's message again. And as most of you already know, one has quite a bit of time to think while riding a GA-30 aerating fairways. This question came to mind: how united are we really? How united are we in our families? How united

are we in our neighborhoods or communities? How united are we as Christians? How united are we as citizens in a country where freedoms are abundant? How united are we in our work places?

With the many adversities that we have faced this year, I have witnessed first hand how the lack of unity can lead to division among co-workers. *United We Stand! Divided We Fall!* How could I have possibly missed the signs that are so very evident now? Where was I when employees needed to share their thoughts or concerns in confidence? How could something so obvious been overlooked? It may very well be that I was too busy chipping brush, or digging stumps, or lending ground support to the arborist we hired. Too busy that I may have forgotten the role I play as a manager of employees. I now very

much understand that I may have been out of touch with the very people I work with day in and day out. It is with that, that I must renew my spirit and commitment, so that I can forge ahead to once again become the glue that bonds and unites these individuals. For without unity, individuals working together can not accomplish the tasks and goals set forth. *For United We Stand! United We Stand!*

Since this is my last President's Message, I wish to thank all of you for your support and trust. I hope that in some small (positive) way, I have been able to reach each and every one of you! May God bless all of you! And with that, I share with you a short phrase my son Hunter always tells his parents: "And that's it." 🌿




Ed Witkowski  
Mike Kozlowski

Full Line of Turf Products  
Chemicals  
Competitive Pricing  
New Product Information  
Satisfaction Guaranteed

805 Ela Avenue  
Waterford, WI 53185  
262-534-3334 • Fax 262-534-2990

# The Greensmower Everyone Has Been Asking For

## Toro Greensmaster® Flex 21



- **A Superintendent's Dream**

Pristine, flawless greens mean no headaches.

- **An Operator's Delight**

All controls within easy reach mean no scalping, feathering or gouging.

- **A Technician's Wish**

Simple removal of the cutting unit (just two bolts) means easy grinding and quick replacement.

- **A Golfer's Desire**

Fast, true greens mean better playing greens.



The key to the innovative Flex 21 is a flexible cutting unit. The unit not only flexes from side to side around the bedknife, but also forward and backward around the reel centerline, providing a crisp, clean cut. This is a must for cutting undulating greens and the new Ultra Dwarf grasses.

A superior cut, convenient operation and ease of maintenance make the Flex 21 the greensmower for everyone's needs.



**Toro & Reinders** — The Suppliers of Turf Equipment and Irrigation Products to the Milwaukee Brewers and Miller Park



**REINDERS TURF & IRRIGATION**  
Solutions & Supplies for the Green Industry

13400 Watertown Plank Road  
Elm Grove, WI 53122

**1-800-785-3301**  
[www.reinders.com](http://www.reinders.com)



# Effluent Irrigation, Part II: The Agronomics

By Dr. John Stier, Departments of Horticulture, University of Wisconsin-Madison



So you've decided to be a good neighbor to your community and look into using effluent water for irrigation. You've learned about how water is recycled. Primary treatment removes much of the solid material, both organic and inorganic. Secondary treatment removes up to 90% of the remaining organic matter, though it still contains large quantities of nutrients and other inorganic constituents. Tertiary water is best for your course: non-biodegradable organic matter and much of the nutrient content has been filtered from the water by passing it over activated charcoal. Tertiary water is also the most friendly type of recycled water from a human health perspective since most of the coliform bacteria have been removed. But all is not necessarily well. With more golf courses every day feeling the pressure to turn to effluent for irrigation, it's important to know what you're getting yourself into, and what you're getting into your turf.

Properly treated tertiary effluent will still contain solids, microbes, organic compounds, and dissolved inorganics such as salts and nutrients like nitrogen and phosphorus. If considering using effluent for irrigation, check the water quality first. Effluent water quality will vary among locations. Items to check for include pH, dissolved solids, salts and sodium, bicarbonates and carbonates, and heavy metals.

Total suspended solids (TSS) should be less than 5-10 grams per liter. Water with TSS can eventually clog surface pores and inhibit infiltration, causing puddling, algal growth, and other drainage-related

problems. Management practices may have to change to include more frequent core aeration, spiking, or slicing to enhance drainage. TSS should not be confused with turbidity measurements which are often included in standard water tests. Turbidity is merely a measure of the light transmission through

the water. Although dependent on the particulate matter suspended in water, no standard guidelines have been developed to determine acceptable turbidity levels.

Irrigating with effluent will likely affect your fertility program. Effluent contains a variety of nutrients including N and P. The algal

## There's No Mistaking an Original.

The outstanding performance of a reliable, economical, multi-site fungicide.

The two top selling fungicides in golf, HERITAGE® and DACIONIL®

www.zenecaprofprod.com  
Contact: Jim.Shone@agna.zeneca.com

**syngenta**

Important: Always read and follow label instructions before purchasing or using these products.  
©2001 Syngenta, Syngenta Professional Products, Creations, M-C-2019, Banner®, Bismocid®, Deco®, Heritage®, MAXX®, Pro®, and Substar® are trademarks of Syngenta. Dac® is a trademark of Oull Computer Code. Ecto® is a trademark of E.I. du Pont de Nemours & Co.  
Mauzi® is a trademark of Mauzi USA, Inc. Toy-Bit® is a trademark of Toy-Bit, Inc.

Z99-TRF-020

blooms in your ponds may not be from your fertilizer, but rather from your irrigation water! You'll have to monitor your water source regularly, usually monthly, since nutrient loads will not be constant. Nitrogen levels may range from 10-35 parts per million (ppm), phosphorus from 0-5 ppm, and potassium from 5-25 ppm. Calculate the nutrient loads monthly to determine how much to change your fertility program as shown below:

1) Find the concentration of the element such as N or P from your water quality test

Results are typically given in ppm or mg/L.

2) Multiply the concentration by 2.72 to give lb nutrient per acre-foot of applied water. One acre-foot is 43,560 ft<sup>3</sup>, equal to the volume of water contained in a prism one foot high with a one acre base, roughly 325,000 gallons.

3) Divide the value from #2 by 43.56 to determine the lb nutrient per 1,000 ft<sup>2</sup> turf area.

For example, assume a water test reported 1) 6 ppm N; 2)  $6 \times 2.72 = 16.3$  lb N per acre-foot of water; 3)  $16.3 \text{ lb N/acre-foot} \div 43.56 = 0.374$  lb N/1000 ft<sup>2</sup>. Thus, one acre-foot of this effluent would supply 1/3 lb N per 1000 ft<sup>2</sup> of turf area. This nutrient loading adds up: A typical 18 hole course may use 300,000 gallons of water on a hot summer day, equivalent to over 90% of an acre-foot of water, or about 15 lb N/acre added to the turf if the effluent contains 6 ppm N. The EPA standard for drinking water is 10 ppm, an amount which even tertiary water may exceed. For those superintendents living in a community concerned about nutrient runoff, effluent irrigation may not be doing anyone a favor unless proper steps are taken to avoid excessive nutrient loading.

If you've ever been out West you may have seen some of the famous "salt flats", areas where salt has become so concentrated little vege-

tation will grow. Users of effluent, no matter where they are, could face a similar situation if steps aren't taken to avoid salt buildup. One of the items to check in the effluent water test report is salinity level. Salinity levels are determined by using an electrical conductivity (ECW) test which measures the ability of the water to conduct electricity. The more salt, the greater the conductivity. Conductivity measurements will be shown in units of decisiemens per meter (dS/m) or millimhos per centimeter (mmhos/cm). Total dissolved salts (TDS) may be listed in ppm. High salt concentrations in soil reduce turf growth by withholding water from plants: the high salt concentration lowers the soil osmotic (or solute) potential, preventing water from being attracted to the plant roots if they have a higher osmotic potential. Affected turf may be prone to wilting on hot and/or windy days even when the soil is still moist. Leaf tips may appear scorched. Over time the turf thins out and loses uniformity.

The USDA has classified salinity into four levels. Low salinity (less than 0.25 dS/m), medium (0.25-0.75 dS/m), high (0.75-2.25 dS/m), and very high (> 2.25 dS/m). Turfgrass breeders are focusing more closely than ever on salt-tolerant species such as alkaligrass which is tolerant of salinity exceeding 10 dS/m. Research is being conducted on genetically modifying turfgrasses with a gene known as BADH to confer salt tolerance to salt-intolerant, yet commercially desirable varieties. Perennial ryegrass has good salt tolerance and can tolerate 6-10 dS/m. Tall fescue, Chewings fescue, and creeping bentgrass generally can tolerate 3-6 dS/m though genetics of individual cultivars plays a strong role: 'Seaside' creeping bentgrass is much more tolerant than 'Pennecross' and 'Penneagle'. Kentucky and annual bluegrasses

have poor salt tolerance (< 3 dS/m).

Sodium levels are often excessive in saline water. Sodium is not an essential plant nutrient and can damage plants and soil structure when present at high levels. Sodium causes loss of soil structure by displacing larger ions such as calcium and magnesium, resulting in a breakdown of soil aggregation (a process known as "deflocculation"). Sodic soils have talcum powder-like properties: water literally beads on the soil surfaces which significantly reduces infiltration. A good water test report will include the Sodium Absorption Ratio (SAR). The SAR estimates the sodium hazard and relates sodium levels to calcium and magnesium. The greater the number the greater the risk for poor soil structure. Values of less than 10 meq per liter pose little danger to soils, while water with a value above 24 meq per liter is not suitable for irrigation. Use of irrigation sources with values between 10 and 24 meq per liter may be acceptable but will require special management techniques to avoid salt and sodic-related problems.

Sodic soil problems can be remedied but are likely to be time-consuming and costly. Applications of gypsum may be used to supply excess calcium to dislodge sodium ions from the soil. The sodium combines with the sulfate in the gypsum, forming water-soluble sodium sulfate which can be leached from the soil. Over a period of years the soil structure can be improved, though its best not to let it get this far. On putting greens, the maximum amount of gypsum that can be safely applied is 0.5 to 1.0 lb per 1000 ft<sup>2</sup>, while up to 300 to 500 lb per acre can be applied to fairways. Rates should be based on soil and water tests. Foliar burn potential can be reduced by spreading gypsum applications over several months of cool weather.

Effluent water can also pose problems with carbonate ( $\text{CO}_3^{2-}$ ) and bicarbonate ( $\text{HCO}_3^-$ ) ratios. Carbon dioxide, produced by root and soil microbial respiration, reacts with water to form carbonic acid ( $\text{H}_2\text{CO}_3$ ). Normally carbonic acid is not a problem. When effluent water with a high pH is used, the bicarbonates and additional carbonates in the water bond with calcium and magnesium in the soil to form lime. This situation allows sodium to adsorb onto the soil peds, causing deflocculation and loss of soil structure. Hard water can also increase soil pH over time, potentially causing elements such as iron, manganese, and zinc to become unavailable for turf uptake. This problem can usually be remedied by using chelated and/or foliar applications of micronutrients. Hard water problems can be reduced by injecting acid into the irrigation system. Acid injection uses sulfuric, sulfurous, or phosphoric acids to reduce the water pH. Although acid injection does not correct sodium problems directly, it does keep the calcium and magnesium solubilized and prevents lime formation in the soil.

Heavy metals are the final type of contaminant to check for in effluent water sources. Heavy metals are especially likely to be present if the effluent contains water affected by heavy industry or mining operations. Some urban areas may also add heavy metals such as cadmium, copper, nickel and zinc. At excessive levels, any micronutrient can be toxic to plants. Chlorine and boron are problems in some areas and their toxicity effects have been more rigorously studied than some of the other micronutrients. Both accumulate in leaf tips, causing burn which can fortunately be removed by mowing. The clippings need to be collected and discarded, preferably being spread out so as not to concentrate the elements in another area. Trees and shrubs can

also be sensitive to excessive chlorine (above 350 ppm) and boron (above 2 ppm) levels.

*Author's note: This is the second installment of a three part series on effluent irrigation. The first installment was published in the July/August issue. The*

*final installment will cover regulations, including the logistics, of handling effluent water and best management techniques to avoid some of the problems presented in the current article.*

## EVEN WHEN IT'S EMPTY, IT'S LOADED.



Carryall Turf II

Our new Turf II is loaded with a great package of standard features. All of which makes a great vehicle an even greater value. Turf II is part of Carryall's complete line of versatile, dependable vehicles.

**Club Car**®

**CARRYALL**



N57 W13566 Carmen Avenue • Menomonee Falls, WI 53051

1-800-255-4380

**YOUR LOCAL CLUB CAR CONTACT**

**Club Car, Inc.**  
Wisconsin Branch

4485 South Racine Avenue  
New Berlin, Wisconsin 53146  
Phone: 262-896-9570  
Fax: 262-896-9578



**Hunter**  
GOLF

## CREATING A GREAT GOLF EXPERIENCE

### Is Just Part of Your Job

Every golf course has irrigation system challenges. That's why your local John Deere Landscapes golf representative can offer you a range of customized solutions. Whether you are planning new construction or overseeing renovation, we have water management tools to help you better control your costs and enhance the playability of your course.

With the recent acquisition of Century Rain Aid, your local John Deere Landscapes branch is now one of the most comprehensive suppliers of golf course irrigation equipment in the U.S. Our fully-staffed golf support team brings more than 25 years of experience to the game and can help you solve any site challenge.

#### Irrigation Systems Featuring Hunter Golf

Rotors, valves, central control systems, maintenance radios

**Pump Stations** Customized for your course

**Fountains and Landscape Lighting**

**Boardtronic Controller Board Repairs** Replace outdated Toro™ and Rain Bird™ controller boards: 888-855-9132.

**More Than 200 Branches Nationwide**



**JOHN DEERE**  
LANDSCAPES

[www.JohnDeereLandscapes.com](http://www.JohnDeereLandscapes.com)

**On-Site Consultation: 800-642-3706**

# Slit Seeding vs. Core Cultivation/Overseeding

By Bob Vavrek, USGA Green Section Agronomist, North Central Region

Many courses across the Region experienced significant turf loss during the hot, droughty stretch of stressful weather this summer. Now that cooler temperatures and rainfall have returned questions are raised regarding the most effective techniques for returning a severely damaged site to a playable condition.

Repairs using sod or plugs of turf yield almost immediate improvement. A properly sodded site can accommodate play after approximately three weeks, under ideal growing conditions. Motorized carts, however, should still be diverted from sites repaired with sod for a considerably longer period of time using ropes and stakes if necessary.

Not all courses have the money and labor available to undertake an extensive renovation project that requires sod. A less expensive and labor intensive option is to overseed thin or bare areas after hollow tine core cultivation or overseed using a slit seeder. Which operation produces the fastest results or should a combination of both techniques be employed?

In general, slit seeders produce the best results in the most severely damaged sites – areas that are bare or areas with very little turf cover. The unit must be adjusted properly to ensure good seed-to-soil contact. It is easier to cut a clean channel and drop seed into bare turf than a site with clumpy or partial turf cover. Furthermore, when the seed germinates in a slit cut into bare areas, it will have little competition from mature plants. Cut seed into an area having a fair amount of healthy turf cover and many of the seedlings will not be able to compete with the nearby mature plants. Turf species that have a slow rate of establish-

ment, like Kentucky bluegrass, can be especially sensitive to competition from existing plants. Incidentally, always overseed in two directions (diamond pattern) to accelerate the rate of recovery, and inspect the slits frequently to determine whether or not seed is being dropped directly into the grooves.

Core cultivation followed by overseeding is the better option for improving turf cover in weak areas where a significant amount of turf cover still exists. Use large 5/8" diameter hollow tines and cut the tines or adjust the unit to produce shallow holes. Process the cores with vertical mowers and overseed just before the soil is matted or brushed back into the holes. Seedlings in the large holes have more time to mature before they have to compete with the nearby

turf compared to seedlings growing in a narrow slit. In addition, the aeration operation relieves compaction and improves the exchange of air and moisture into the root zone of existing turf and the new seedlings.

Regardless of the renovation method, be sure to apply an appropriate amount of starter fertilizer to the site and keep the seedbed moist using automatic irrigation or hand watering if necessary. A clean straw mulch can be helpful during establishment and its presence will keep golfers, well, some golfers, off the damaged sites during the recovery process.

*Editor's note: Visit the USGA Green Section website for a wealth of information from Bob, like the article that appears here.* ♡

## Happy Thanksgiving!







Kelly Povo ©2001

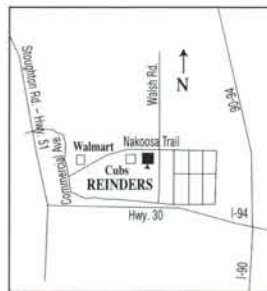
## WHO NEEDS SHOVELS?

**We can melt this snow and ice with all of the products we get from Reinders.**

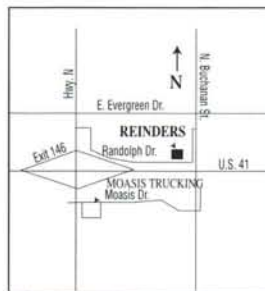
- Morton Safe-T-Salt®: 50 lbs., 80 lbs., 2000 lbs.
- Reinders Meteor Melt™ Blend: 50 lbs.
- Safe Step®: 50 lbs., 80 lbs.
- Ice No Mor®: 50 lbs.
- Road Runner®: 50 lbs.
- Freez Gard® Magnesium Chloride: 50 lbs.
- Calcium Chloride Pellets: 50 lbs.
- Industrial Strength Spreaders



**ELM GROVE**  
**(262) 786-3304**  
 13400 Watertown Plank Road  
 (800) 785-3304




**MADISON**  
**(608) 244-0200**  
 4217 Nakoosa Trail



**APPLETON**  
**(920) 788-0200**  
 900 Randolph Drive



**STEVENS POINT**  
**(715) 342-3600**  
 3510 Post Road (Hwy. 54 & 51)  
 Plover



**KENOSHA**  
**(262) 857-3306**  
 20830 A. 75th Street (Hwy. 50)  
 Bristol

*Reinders*

Solutions & Supplies for the Green Industry • [www.reinders.com](http://www.reinders.com)