

**There's a new player
in golf irrigation.**

Maybe you've heard of us.



JOHN DEERE
GOLF IRRIGATION

John Deere Golf Irrigation has created a state-of-the-art collection of rotors, controllers, and central management systems. Each sculpted from your needs and expectations, and featuring the same common-sense expertise and quality you've come to expect from John Deere, and only John Deere.

Spend a few minutes with us and you'll discover innovations like the web-based desktop central control of eAurora™ and stand-alone capabilities of our Aurora™ and LT-Plus controllers.

Our X-Series rotors let you irrigate both roughs and fairways with the same rotor—without breaking a sweat. But it's not just the products that are groundbreaking. Check out our industry-exclusive standard three-year warranty, and lightning protection that's simply the best in the business.

It's all waiting for you. Give your local John Deere Golf & Turf Distributor a call, or call 1-800-537-8233 for the distributor nearest you.



www.JohnDeere.com

TABLE 1**Management factors tested against nematode population levels from 38 golf courses.**

Factor	Mean	Median	Minimum	Maximum
Mowing <i>f</i> (per week)	7	7	5	12
HOC (inches)	0.126	0.125	0.1	0.17
Topdressing (per year)	6.4	5	1	14
Cultivation (per year)	4.3	3	1	20
Thatch level (inches)	0.5	0.5	0	1.5
Rolling (per year)	14.5	5	0	60
Rounds (per year)	28,453	30,000	11,000	52,500

Mowing *f* = mowing frequency, HOC = height of cut, Topdressing = topdressing frequency, Cultivation = cultivation frequency, Rounds = rounds of golf.

**JOHN DEERE****QUICK TIP**

To maintain the well-groomed appearance of your course, reel mowers require daily maintenance. The scissor-like shearing action is only possible if the reel and bed knife are sharp and the clearance is maintained. Backlapping after spin grinding will remove burrs and rough edges, ultimately leaving the grass with a clean, manicured look. For more information on reel mower maintenance, contact your John Deere Golf & Turf One Source™ distributor.

Continued from page 40

important factors were green age and grass species. Although not 100 percent reliable, these two factors consistently predicted total nematode numbers. The older a green was, the more nematodes could be found on it. This stands to reason, as nematodes spread and populate soils slowly over many seasons. Although our data does not indicate whether any particular grass species is more susceptible to nematode damage than any other, it does indicate that nematode numbers are higher on annual bluegrass and velvet bentgrass. Coincidentally, many mixed velvet/creeping bentgrass greens in New England are subject to high summer nematode populations, which often results in a decline of only the velvet bentgrass.

Many of the other parameters had some ability to predict relative nematode numbers, but often only for a single species of nematode. An example would be lead, which was surprisingly correlated with increased levels of *Helicotylenchus* (spiral) nematodes. However, it had no correlation with any of the other nematode populations. An even bigger surprise was that soil texture did not seem to have any impact on predicting nematode populations. We typically think of sand-based greens as a preferable environment for nematodes. However, greens construction did not appear to influence nematode

numbers. The shortcoming of this particular conclusion is that all of our sand-based greens are much newer than our push-up or soil-based greens. As green age did play a role in nematode populations, it is possible that greens construction also has an impact, but was lost in the stronger correlation of green age. Additional research needs to be done to clarify this issue.

Annually, we see significant damage on golf course putting greens caused by numerous species of nematodes. It is unclear whether nematode damage is increasing in the Northeast or if our ability to recognize their damage has improved. Regardless, the ability to predict when and where nematodes will become a problem becomes more important when one considers the impending loss of Nemacur, which is the only pesticide registered for control of plant parasitic nematodes on turf. Without this important tool, many superintendents will be unable to manage nematode populations and will suffer turf loss to nematode parasitism perennially. Although numerous organic pesticides have been developed and proposed for nematode control on turf, few have been tested scientifically, and many are ineffective.

However, the ability to predict when and where nematode populations will become a problem can allow superintendents to deal with the problem proactively through renovation, cultural practices, overseeding and communication with their greens committee. Unfortunately, the ability to predict nematode populations on turf is still a long way off.

Dr. Nathaniel Mitkowski is an assistant professor of plant pathology at the University of Rhode Island. He earned his Ph.D. in plant pathology from Cornell University. His research focuses primarily on stress-related diseases of amenity turfgrasses. He also runs the URI Turfgrass Disease Diagnostic laboratory.

Dr. Katerina Jordan is an assistant professor of turfgrass science at the University of Guelph. She earned her Ph.D. in plant sciences from the University of Rhode Island. Her research focuses on management practices of golf course turf. She also oversees the Guelph Turfgrass Diagnostic Lab.


REFERENCES

Jordan, K. S. and Mitkowski, N.A. 2006. Populations dynamics of plant-parasitic nematodes in golf course greens turf in southern New England. *Plant Disease* 90:501-505. Wick, R. L. 1989. Populations dynamics of nematodes in putting greens. *Golf Course Management* 57:100-112.

Before.



After.



After after.



Tartan.
Beyond
fungicide.

New Tartan™ makes turf stronger under stress now, and later, and later. See it yourself: Tartan fights dollar spot, brown patch and a broad spectrum of diseases with multiple modes of action and a 21-day residual. Even better, it's got *StressGard*, a key ingredient in Signature™, for turf stress management. And of course Tartan is Backed by Bayer,™ so you've got hundreds of test acres and dozens of scientists on your side. Need data? Get it at bayerprocentral.com. Need a fungicide that's more than a fungicide? Here it is.



 **TARTAN™**



Bayer Environmental Science

Computer Simulation Tracks Water Flow in Greens

By Ed McCoy and Kevin McCoy

Putting green soil profiles are frequently classified into three general categories: USGA (United States Golf Association), California and push-up greens. The USGA and California profiles are purposely constructed with each documented by written guidelines (USGA Green Section Staff, 1993; Davis et al., 1990). Push-up green soil profiles, on the other hand, have evolved from decades of sand topdressing applied to native soil. Whereas each has a sandy surface layer, or root zone, the thickness of this layer and the type of material underlying the sandy root zone varies for each particular category.

Measurement of water flow is often accomplished by frequent monitoring soil water content using probes that are placed in the soil profile. These studies document how layered soils increase water retention within a sandy root zone by the formation of perched water, the propensity of this water to migrate down slope creating lateral non-uniform water contents, and how organic and soil amendments to the root zone appear to modulate this response.

But experimental studies of water flow in greens have limitations due to the high cost of construction, maintenance, instrumentation and monitoring. Consequently, these studies have employed less than full-size greens with relatively few sensors that capture data over widely spaced time intervals and/or for a limited duration.

Computer simulation of water flow in soil can remove many of these experimental limitations. A simulation can be built to represent a full-size putting green and capture

flow events throughout the soil profile. Also, a simulation allows us to challenge the system under climactic scenarios that rarely occur in a specific location.

Because simulations do not generate random errors, they need not be replicated. Yet the quality of a simulation output is solely reliant on the quality of the parameters used to describe the system, so much care must be taken in specifying these parameter values.

We chose the software package HYDRUS-2D (Simunek et al., 1999), which has been employed for a variety of applications including irrigation and drainage design, study of irrigated land salinization, transport of pesticides and toxic trace elements and analyses of riparian systems. We sought to construct simulations for mature, full-size greens having natural surface contours, built according to published guidelines, and supporting a closely mown turfgrass stand. Rainfall and evapotranspiration scenarios were selected to challenge the hydrologic response of these three putting greens.

Simulations were designed to describe water flow through a two-dimensional slice through the center of a typical putting green. To accomplish this, we enlisted the help of Jason Straka, a senior design associate with Hurdzan/Fry Design, who provided putting green surface elevation data along a 100-foot transect. The respective soil profiles corresponding to a USGA green, a California green and a push-up green were subsequently created below this surface. In each case, the putting surface consists of a 10-foot false front at 5-percent slope; a 30-foot lower landing area at 1.5 percent slope; a 6-foot terrace face at 15 percent slope; a 41-foot upper landing area at

Continued on page 46

TABLE 1

Total porosity, air-filled porosity, capillary porosity and saturated-hydraulic conductivity values of the organic enriched and lower root zone layers of the simulated putting greens.

Green Style	Layer	Total Porosity (%)	Air-Filled † Porosity (%)	Capillary † Porosity (%)	Ksat (in h-1)
USGA	Organic Enriched ‡	46	20	26	6
	Lower Root Zone	40	24	16	20
California	Organic Enriched	45	22	23	12
	Lower Root Zone	39	27	11	40
Push-up	Organic Enriched	46	12	34	4
	Lower Root Zone	42	14	28	8

† Air-filled and capillary porosities are defined at 30 centimeter tension. ‡ The organic enriched layer is the surface 2 inches of the soil profile.



Your Job Is Full Of Surprises
But With POLYON®, Your Fertilizer Won't Be One Of Them!

BUBBA
WUZZ HERE!

Whatever happens, you can depend on POLYON® controlled-release fertilizer to work consistently and predictably all season long—when you have bigger things to worry about.

You never know what you'll find on your course... except when you apply POLYON fertilizer. Thanks to its exclusive coating technology and unique controlled-release process, POLYON assures that your turfgrass receives dependable and predictable nutrition.

The green POLYON granules release nutrients slowly and consistently based on soil temperatures, so even with excessive moisture you don't get surprises like flush growth. This year, ask your Harrell's or Simplot distributor for POLYON. You'll be pleasantly surprised.

POLYON

Agrium

Continued from page 44

1.5 percent slope and a 13-foot section falling away off the back of the green at 1 percent slope. Smooth curve transitions also occurred between each of these surfaces and the total elevation change across the green was 2.5 feet.

The USGA green soil profile consisted of a 12-inch thick root zone overlying a 4-inch-thick gravel layer placed upon an 8-inch-thick clay-loam subgrade soil. Gravel-filled drainage trenches (6-inches wide by 8-inches deep) were placed in the subgrade and spaced at 15 feet apart. To represent the influence of turf rooting and organic matter accumulation within the surface layer of the root zone (Carrow, 2003), this 12-inch layer was further subdivided into two surfaces, a 2-inch-thick organic enriched layer and a 10-inch-thick lower root zone layer.

The California green soil profile consisted of a 12-inch-thick root zone overlying an 8-inch-thick clay-loam subgrade soil. Gravel-filled drainage trenches (6-inches wide by 8-inches deep) were placed in the subgrade and spaced at 15 feet apart. Although maximum drain spacing is not specified for a California green, we chose this drainage system configuration to be consistent with the USGA green scenario. Also, consistent with the USGA green, the 12-inch root zone was subdivided into a surface with 2-inch-thick organic enriched layer and a 10-inch-thick lower root zone layer.

The push-up green soil profile consisted of a 4-inch-thick root zone overlying a 16-inch-thick clay-loam soil. For consistency with the other green designs, 6-inch-wide by 8-inch-deep gravel filled drainage trenches were spaced at 15 feet apart across the green with the upper surface of the drainage trench placed 10 inches below the surface of the green. As with the other scenarios, the 4-inch root zone was subdivided into a surface with 2-inch-thick organic enriched layer and a 2-inch-thick lower root zone layer.

In addition to soil layer thickness and orientation, the water flow simulation requires information on the water-retention curve and the saturated hydraulic conductivity.

Our aim was to generate hydraulic properties that corresponded to a root zone having sand particle sizes on the coarse side of the accept-

able range. We did this for the lower root zone layer of the USGA and California greens by generating hydraulic properties of a construction root zone mix since the lower root zone layer of a mature green is expected to have hydraulic properties similar to the root zone mix of a newly built green. The organic-enriched layer for each green was intended to contain about 6 percent organic matter by weight. Thus, the construction root zone mix properties for each green were adjusted as to appropriately reflect this organic enrichment. Finally, in order to supply the most realistic information to the simulation, we generated candidate hydraulic properties from in-house data and then provided this information to Dr. Norm Hummel (Hummel & Co.) and Mr. James Thomas (Thomas Turf Services) for a critical review. Following their review, we adjusted the hydraulic properties of both the organic-enriched and lower root zone layers as appropriate.

Our approach to generating hydraulic properties of the push-up was more subjective because there are no published descriptions of the most prevalent root zone characteristics.

The hydraulic properties of the root zone layers for the USGA, California and push-up greens are given in Table 1 (p. 44). The USGA green root zone had hydraulic properties characteristic of minimally amended and fairly uniform medium-coarse sand. This is indicated by small total and capillary porosity values and large Ksat (saturated hydraulic conductivity, a measure of soil's capacity to transmit water, or permeability).

The California green root zone had hydraulic properties characteristic of unamended and uniform medium sand with greater Ksat and air-filled porosity values and smaller total and capillary porosity values than the USGA root zone. The push-up green root zone had hydraulic properties as would be expected from years of consistent and frequent topdressing using quality topdressing sand. In all cases, organic enrichment resulted in an increase in total and capillary porosity values and a reduction in air-filled porosity and Ksat values. Finally, the clay-loam subgrade had a Ksat value of 0.02 inches per hour and the gravel had a Ksat value of 4,700 inches per hour characteristic of these respective materials.

Continued on page 48



Bayer Environmental Science

QUICK TIP

Don't forget about an old standby for taking care of tough weeds — Sencor® herbicide. This product offers highly effective, broad-spectrum weed control on both dormant and actively growing bermudagrass turf. One postemergence application of Sencor in the spring will usually provide control through fall months. In addition, Sencor can be tank-mixed with MSMA to control crabgrass, nutsedge, barnyardgrass, common yellow wood-sorrel, sandbur and dallisgrass.

Doctor Love Says...

"I delivered this precious gem on the New Jersey coastline last spring, and her name is Liberty National. To ensure a healthy start and a lifetime of strong turf, I'm using Floratine on my new baby. My Floratine rep helped me diagnose the nutritional needs of my tender turf, and I got a prescription for a program designed specifically for my course. The miracle of life needs proper nutrition, and Dr. Love recommends Floratine."

Greg James, aka "Dr. Love"
Golf Course Superintendent
Liberty National
Jersey City, NJ

"Remember, prescription without diagnosis is malpractice!"



www.floratine.com • Patented Chemistry. University Tested.

Continued from page 46

The simulation scenario

The simulation runs for 168 hours, beginning at 12 a.m. and continuing for seven days. Initially (at hour zero), the soil profile is moist with equilibrium water contents corresponding to the presence of a water table 0.5 inches below the drainage trenches.

At hour one (1 a.m. of the first day) rainfall occurs across the USGA and California greens at a precipitation rate of 1.0 inch per hour and continuing for four hours (ending at 5 a.m.). This high intensity rainfall delivering 4 inches of rain was selected to challenge the infiltration and drainage capabilities of each green. Because the push-up green was incapable of infiltrating 4 inches of rain, the precipitation rate for this scenario was adjusted down to 0.25 inch per hour yielding a 1 inch total rainfall.

A diurnal evapotranspiration (ET) cycle was imposed on these greens and consisted of an atmospheric demand of 0.014 inch per hour between the hours of 8 a.m. and 8 p.m. with no water uptake during the intervening hours. This hourly ET rate over a 12-hour daylight period yielded a daily atmospheric demand (referred to as ETcrop) of 0.17 inches of water. Our choice of this value was based on the work

of McCoy and McCoy (2005) wherein daily ETcrop values corresponding to putting green turf were generated for a 20-year period at each of six locations throughout the United States.

Examining the distribution of the April-September daily ETcrop values from this previous study indicated that our selected rate of 0.17 inch per day was about one standard deviation greater than the mean for Phoenix; two standard deviations greater than the mean for Boulder, Colo.; and three standard deviations greater than the mean for Columbus, Ohio. So our selected ETcrop value represents a moderately above-average drying event for Phoenix, and somewhat extreme drying event for Boulder and a severely extreme drying event for Columbus. This was consistent with our goal to challenge the water retention properties of the simulated greens.

Ed McCoy is a turfgrass soil physics professor in the School of Natural Resources at The Ohio State University. Kevin McCoy is a software technician for the Department of Entomology at Ohio State.

ACKNOWLEDGEMENTS

This research was supported by funds received from the USGA and the Ohio Turfgrass Foundation.



QUICK TIP

When it comes to plant nutrition, one size does not fit all. Floratine has versatile, advanced design products like Perk Up and ProteSyn for heat stress and Per "4" Max for density to meet the needs for turf strength under changing conditions. Floratine and its representatives are committed to helping our clients deal with the challenges of turf nutrition and achieving their goals.

REFERENCES

- Carrow, R.N. 2003. Surface organic matter in bentgrass greens USGA Turfgrass and Environmental Research Online 2(17): 1-12.
- Davis, W.B., J.L. Paul, and D. Bowman. 1990. The sand putting green: Construction and management. Publ. 21448. Univ. of California Div. of Agriculture and Natural Resources, Davis.
- Dernoe, P.H. 2006. Understanding wet wilt. USGA Green Section Record. March/April. 44(2):7-9.
- Frank, K.W., B.E. Leach, J.R. Crum, P.E. Rieke, B.R. Leinauer, T.A. Nikolai, and R.N. Calhoun. 2005. Effect of rootzone material and depth on moisture retention in undulating USGA putting greens. USGA Turfgrass and Environmental Research Online 4(11):1-9.
- McCoy, E.L., and K.R. McCoy. 2005. Putting green root zone amendments and irrigation water conservation. USGA Turfgrass and Environmental Research Online 4(8):1-9.
- Prettyman, G.W., and E.L. McCoy. 2002. Effect of profile layering, root zone texture, and slope on putting green drainage rates. Agron. J. 94:358-364.
- Prettyman, G.W., and E.L. McCoy. 2003a. Profile layering, root zone permeability and slope affect soil water contents during putting-green drainage. Crop Sci. 43:985-994.
- Prettyman, G.W., and E.L. McCoy. 2003b. Localized drought on sloped putting greens with sand-based rootzones. USGA Turfgrass and Environmental Research Online 2(4):1-8.
- Simunek, J., Sejna, M., and van Genuchten, M. Th. 1999. The HYDRUS-2D software package for simulating the two-dimensional movement of water, heat, and multiple solutes in variably-saturated media. IGWMC-TPS 53, Version 2.0, International Ground Water Modeling Center, Colorado School of Mines, Golden, Colo.
- U.S. Golf Association Green Section Staff. 1993. USGA recommendations for a method of putting green construction. USGA Green Sect. Rec. 32:1-3.
- Wauchope, R.D., L.R. Ahuja, J.G. Arnold, R. Bingham, R. Lowrance, M.T. van Genuchten, and L.D. Adams. 2003. Software for pest-management science: computer models and databases from the United States Department of Agriculture - Agricultural Research Service. Pest Manag. Sci. 59:691-698.

TURFGRASS TRENDS

SECTION STAFF

Managing Editor

Curt Harler
440-238-4556; 440-238-4116 (fax)
curt@curtharler.com

Graphic Designer

Kristen Morabito
216-706-3776; 216-706-3712 (fax)
kmorabito@questex.com

Golfdom Staff Contact

David Frabotta
216-706-3758; 216-706-3712 (fax)
dfrabotta@questex.com

INDUSTRY ADVISORS

Bill Byrnes

Floratine
Jeff Higgins
Pursell Technologies

Jerry Quinn

John Deere
Scott Welge
Bayer Environmental Science

EDITORIAL REVIEW BOARD

Dr. Rick Brandenburg

NC State University
Dr. Vic Gibeault
University of California

Dr. Garald Horst

University of Nebraska
Dr. Richard Hull
University of Rhode Island

Dr. Eric Nelson

Cornell University
Dr. A.J. Powell
University of Kentucky

Dr. Elliot C. Roberts

Rosehall Associates
Dr. Pat Vittum
University of Massachusetts

CONTACT US:

Web site: www.turfgrasstrends.com
Reprints: TurfgrassTrends@reprintbuyer.com

Grains of Truth

Knowing your members,
club schedule is crucial
for your topdressing program

BY DAVID FRABOTTA
SENIOR EDITOR

Got anthracnose? As the third-most prevalent fungal disease on golf courses, many superintendents battle it on at least a couple of their greens. Many believe its onset and spread is perpetuated by the stress from creating good golfing conditions, so superintendents might be making it worse by just doing their jobs.

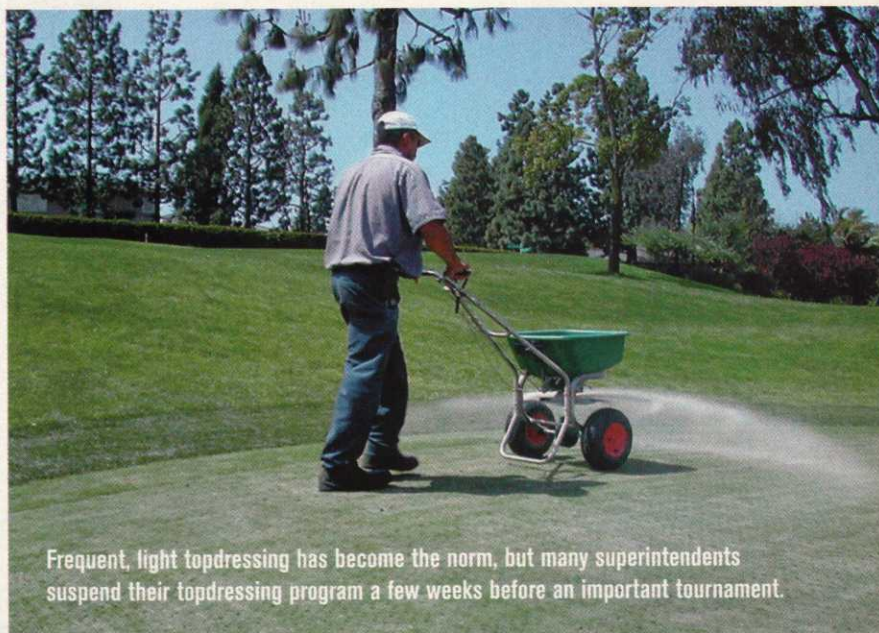
Consequently, reducing crew traffic on affected greens during hot and humid months can help mitigate the risk of the disease by avoiding scuffs on the plant that could make it more susceptible.

That's why many superintendents halt their topdressing programs in the dog days of summer despite the growing trend toward lighter, more frequent applications.

"In the hot weather, our primary concern in terms of disease is anthracnose, so when it starts to get hot out, we stop topdressing because it is going to dull the mowers and create abrasions on the plant that make infection points," says Kevin Seibel, superintendent of the Century Country Club in Purchase, N.Y.

Century had a history of anthracnose on its bentgrass/*Poa annua* greens before Seibel arrived about four years ago. The outbreaks have all but stopped, which he attributes partly to his topdressing protocols.

Even the prestigious Hazeltine National Golf Club, which hosted the 2006 U.S.



Frequent, light topdressing has become the norm, but many superintendents suspend their topdressing program a few weeks before an important tournament.

Amateur Championship in late August, didn't do much topdressing this year because of anthracnose, says Jim Nicol, its certified golf course superintendent.

"We've seen anthracnose blossom, but it seemed to kick up this year, and on different greens, because of the way we maintain them," says Nicol, whose course will host the 2009 PGA Championship. "If I were to get back on to what I was doing, I would do it lightly every once in a while [every other week or so]."

While frequent, light topdressing is becoming the norm, there are times it can be a detriment, such as before an invitational or member-guest tournament.

Rick Slattery stops topdressing about three weeks before his annual Wegmans Rochester International LPGA Tournament at Locust Hill Country Club in Pittsford, N.Y. He says the material needs time to work into the soil profile before it can help the surface and allow the mowers to achieve a quality cut.

"I've found that the greens will slow up a little bit just after topdressing," he says. "If

Continued on page 50

Grains of Truth

Continued from page 49

you are going to have sand on the green for seven to 10 days, then you are going to have dull mowers and really slow, fluffy greens."

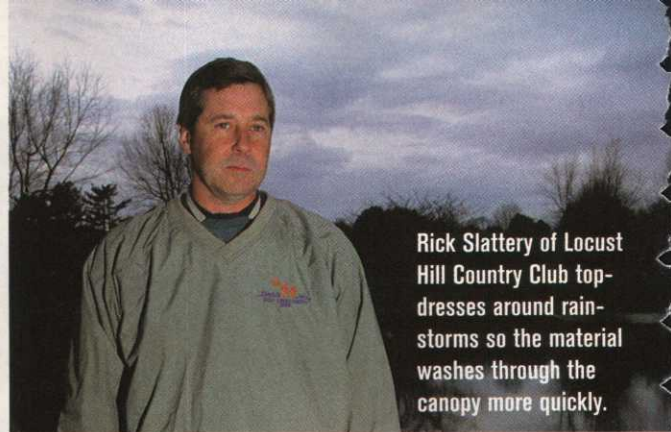
With a mid-June tournament and 500 active golfing members raring to go as soon as he pulls the gallery ropes, Slattery says he can't really afford a week of slow, fluffy greens. So he seldom topdresses without a looming rainstorm.

Many superintendents brush or drag material into the canopy, and some irrigate in addition. But Slattery lets summer storms wash material down into the canopy, which he says avoids a week of dull mowers caused by surface sand and subsequent slow greens. He topdresses every few weeks, but he's not afraid to wait a few more days if there is rain in the forecast.

And he knows he needs the results on his greens.

Slattery doesn't like to aerate in the spring for fear the greens won't be ready for the mid-June tournament. "And if there is a lot of heat and humidity in July, then you are going to want to stay off your greens because the mechanical damage will be worse than any benefit that you'll realize by topdressing them," he says.

That's a double-whammy for thatch buildup. So he aerates a couple times in the fall to catch up, and he topdresses lightly in the spring in conjunction with a solid pencil-tine treatment.



Rick Slattery of Locust Hill Country Club topdresses around rainstorms so the material washes through the canopy more quickly.

Closer mowing heights and lighter, more-frequent nitrogen applications have helped mitigate thatch buildup for many golf courses. But the lower the cut, the more noticeable imperfections in the green, which is why most courses have adopted topdressing programs during the past couple decades.

"Topdressing is important when you mow at one-tenth of an inch for tournament conditions to get them around 12 or 13 [on the Stimpmeter]. When you are maintaining those speeds, you really need true greens because the ball will bounce around a little more when you bring your heights down," Slattery says.

It's unlikely golfers will enjoy playing follow the bouncing ball during their Saturday morning round, so topdressing is crucial despite some common-sense limitations.

Ken Flisek, certified golf course superintendent of The Club at Nevillewood (Pa.), says his greens are about the best they've been

Continued on page 52

For Relief...

Experts
Recommend
SeaDwarf®
turfgrass for:



Low Fertilization
Sports-Related Wear
Salt-Affected Areas
Improved Playability
Great Looking Turf

For a licensed grower near you:
(772) 460-5575 or www.environmentalturf.com



Environmental Turf.

FAST ACTING Bait For Control Of Outdoor Rodent Pests

NEW

RodentRid

FOR CONTROL OF...

- Pocket Gophers
- Ground Squirrels
- Voles

KEEP OUT OF REACH OF CHILDREN
CAUTION

Net Wt. 4.0 lbs.

✓ Voles

✓ Pocket Gophers

✓ Ground Squirrels



WORLD LEADER IN RODENT CONTROL TECHNOLOGY
Madison, WI 53704 U.S.A. • www.belllabs.com

Available from your Bell Distributor