

*This dual-probe heat capacity sensor built at Kansas State University can help superintendents measure the effectiveness of their irrigation systems more accurately.*

The effects of the various irrigation treatments on overall turf quality will also be evaluated. The goal is to determine the minimum thresholds where plants remain healthy and without stress symptoms. Delaying irrigation to this threshold may result in water savings. Furthermore, turf health should improve in the long run since the turf would be irrigated before the onset of stress symptoms.

Another consideration is the optimal depth of soil-moisture sensors. Ideally, soil-moisture sensors should be placed in the active part of the root zone where most of the water is extracted, and that depth may vary by turf species and mowing height.

For example, dual-probe data from perennial ryegrass mowed at fairway height suggest that optimum sensor placement may be at a 2-inch depth. Optimal placement may be deeper in tall fescue. Dual-probe measurements under tall fescue revealed that soil-moisture depletion was greater at 6 inches than at 2 inches or 12 inches, suggesting that 6 inches may be a better depth of placement of sensors in tall fescue (Table 1). Other practical factors may need to be considered when positioning soil-moisture sensors.

Ideally, sensors should be installed with the irrigation system during the construction of a golf course to minimize the disruption to turfgrass and to players. However, this will not always be possible. Installation in established turfgrass could cause temporary

**KSU research is underway to control irrigation automatically using dual-probe heat capacity sensors — new technology that provides measurements of soil water content near the surface.**

destruction of turfgrass and disruption to players, although wireless, remotely accessed soil-moisture sensors may minimize these problems.

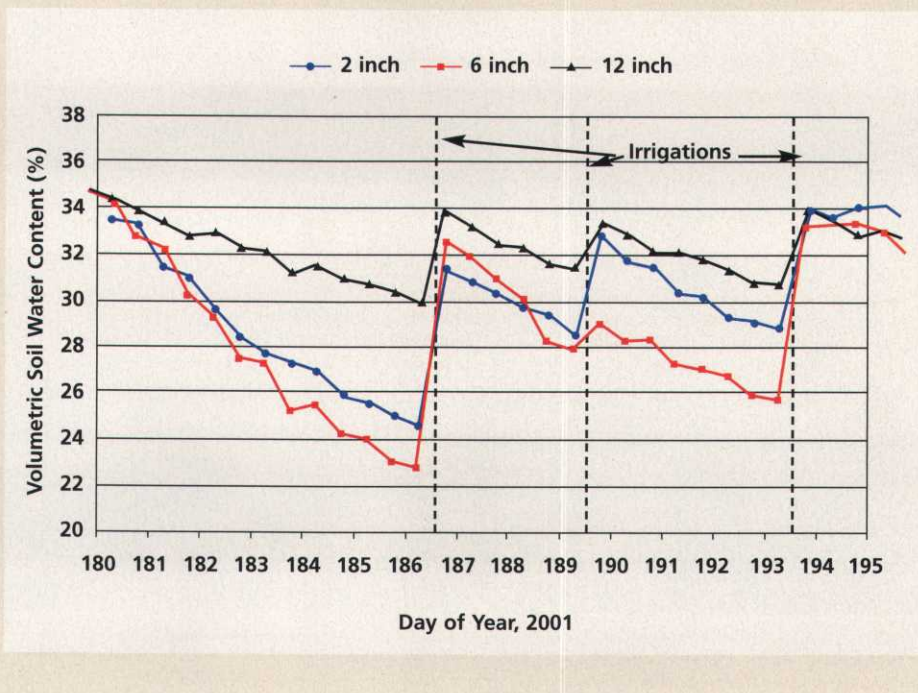
Another consideration is the potential for sensors to be damaged by routine aeration treatments. For example, if the depth of aeration is greater the depth of the sensors, then

*Continued on page 52*



TABLE 1

## Soil moisture in tall fescue



Continued from page 51

there is potential for damage. Compaction in heavily trafficked areas also may affect the accuracy of soil-moisture sensors because the readings of a number of sensors are affected by the change in bulk density.

The rapid development in soil-moisture technology may help to overcome these challenges in the not-so-distant future. For example, remote sensing techniques are being developed to estimate soil water content in the surface layer without sensors being installed in the soil (called passive microwave; Schmutge et al. 1992). This would avoid the problem of aeration spikes or deep divots ruining soil-moisture sensors.

Another possibility may be to install soil-moisture sensors along underground irrigation pipes near each riser. Because of advances in technology, the type of soil-moisture sensor used in current studies is probably less important in the long run than the fundamental information obtained. For example, the relationships between soil-moisture levels and plant physiological stress, and the establishment of lower and upper irrigation thresholds for turfgrass are

factors that will be the same regardless of the type of soil-moisture sensor used.

Although soil-moisture sensors offer much promise for automated control of irrigation in turfgrass, they won't solve all irrigation problems in turf. For example, under extremely high temperatures plants may be under stress and require light watering (syringing) even if soil-moisture levels are adequate (Beard, 2002;

**A computer's fuzzy logic would not take control away from the operator, but would "learn" how the superintendent makes irrigation decisions.**

Huang et al., 1998). In other instances, soil-moisture sensors may initiate irrigation even when rainfall is imminent. Incorporation of weather data, in combination with soil-moisture sensors, into the irrigation control system could provide a solution to these problems.

Control systems that use fuzzy logic and

*Continued on page 54*

**Scotts**

**QUICK TIP**

The Scotts Co. and Monsanto recently resubmitted to the USDA their petition seeking deregulation of Roundup Ready Creeping Bentgrass. The petition was voluntarily withdrawn last fall to fulfill the USDA's request for additional scientific data.





# Seeds of Change.

Introducing a series of seed blends that produce the highest quality turf...from Scotts®/Landmark, the industry's most widely known and respected turf science expert. Double Eagle® brings you—

- Blends or mixtures that contain NTEP highly rated varieties
- Available in Platinum Tag® quality—the highest standard of purity in the industry
- Available in Premium Tag® quality – a higher standard than Blue Tag certified
- Superior performance in any application
- Superior turf with excellent color
- Rapid establishment, tolerance to low mowing and excellent disease resistance
- Unmatched technical support. From now on, think Double Eagle. Because no other seed brand can benefit you more. Contact your local Scotts or Landmark distributor for more information or contact Scotts or Landmark at 937-644-7270 or 1-800-268-2379.



**DOUBLE EAGLE™**  
PREMIUM SEED

\* Scotts Platinum Tag® is the highest standard of purity available—four times as stringent as Gold Tag sampling.

CIRCLE NO. 122



*Continued from page 52*

neural networks (also called artificial intelligence) are already in use by other industries and may be well-suited for controlling irrigation in turfgrass. Such systems can make accurate decisions based on uncertain or approximate inputs (Kasabov, 1996).

Looking ahead, it's quite possible to imagine that irrigation management in turfgrass in

**In the future, irrigation at golf courses will likely be controlled by complex central computers that will use a combination of data to operate.**

the future will be managed by automated, computerized systems that use soil-moisture sensors, weather data and an adaptive fuzzy logic control system.

Such systems would allow turf managers to override the systems for manual control if necessary, and the control system could actually "learn" from inputs provided by the superintendent. Thus, fuzzy logic would not take control away from the operator, but would actually "learn" how the superintendent makes irrigation decisions.

## Conclusions

In summary, using soil-moisture sensors in irrigation scheduling will become more important as the costs of water rise and as water restrictions are imposed. Research is under way to determine fundamental relationships between soil-moisture levels and physiological stress in turf and to determine upper and lower limits for irrigation thresholds.

Although there are a number of practical limitations to using soil-moisture sensors in irrigation scheduling, new technology will likely overcome these limitations.

The benefits in water conservation and improvements to water quality will outweigh the difficulties associated with the deployment and maintenance of soil-moisture sensors.

In the future, irrigation at golf courses will likely be controlled by complex central computers that use a combination of data from soil-moisture and weather station sensors to make irrigation decisions and to make the most efficient use of irrigation water.

*Bremer is an assistant professor of turfgrass science in the Department of Horticulture, Forestry & Recreation Resources at Kansas State University in Manhattan, Kan. Ham is a professor in the agronomy department at Kansas State University.*




## REFERENCES

- Beard, J.B. 2002. *Turf Management for Golf Courses*. Second Edition. Ann Arbor Press, Chelsea, Mich.
- Feldhake, C.M., R.E. Danielson, J.D. Butler. 1983. "Turfgrass evapotranspiration. I. Factors influencing rate in urban environments." *Agron. J.* 75:824-830.
- Horst, G.L., J. Peterson. 1990. "Turfgrass irrigation scheduling and quality with soil-moisture sensors." In *Visions of the Future: Proceedings of the Third National Irrigation Symposium* held in conjunction with the 11<sup>th</sup> Annual International Irrigation Exposition, pp 725-730. ASAE, St. Joseph, Mich.
- Huang, B., X. Liu, J.D. Fry. 1998. "Shoot physiological responses of two bentgrass cultivars to high temperature and poor soil aeration." *Crop Sci.* 38:1219-1224.
- Jiang, H., J.D. Fry, S.C. Wiest. 1998. "Variability in turfgrass water requirements on a golf course." *HortScience* 33:689-691.
- Kasabov, N.K. 1996. *Foundations of Neural Networks, Fuzzy Systems, and Knowledge Engineering*. A Bradford Book, The MIT Press, Cambridge, Mass.
- Schmugge, T.J., T.J. Jackson, W.P. Kustas, and J.R. Wang. 1992. "Passive microwave remote sensing of soil-moisture: Results for HAPEX, FIFE, and MONSOON 90." *ISPRS Journal of Photogrammetry & Remote Sensing*.
- Song, Y., J.M. Ham, M.B. Kirkham, G.J. Kluitenberg. 1998. "Measuring soil water content under turfgrass using the dual-probe heat-pulse technique." *J. Am. Soc. Hort. Sci.* 123 937-941.
- Waltz, F.C., and L.B. McCarty. 2000. "Probing turfgrass irrigation saving strategies for the 21<sup>st</sup> Century." *TurfGrass Trends*.





**No fuel. No fumes. No noise.**



## The Jacobsen E-Walk™ and E-Plex™ electric, precision-cut greens mowers.

Revolutionary, ultra-quiet walk-behind and triplex greens mowers deliver tournament quality results without uttering a sound. It's a perfect solution for early morning maintenance near homes along the fairways and next to greens.

There's no gas to spill, no hydraulic fluids to leak, no emissions and best of all, no noise. And the E-Plex and E-Walk costs only pennies a day to operate thanks to a convenient rechargeable battery pack.

Whether you choose the E-Walk with a 22 inch cutting width or the E-Plex with its 62 inch cutting width you'll be getting an 80% parts commonality with other quality Jacobsen greens mowers. Plus you get the industry's best warranty programs and parts access from CustomerOne™.

To learn more about the E-Walk and E-Plex greens mowers and their precision cut and legendary performance, call 1-888-922-8873 or [www.jacobsen.com](http://www.jacobsen.com)



**Get easy payments on equipment, parts and service.  
Apply for the Jacobsen Card at your dealer today!**

Jacobsen, A Textron Company  
[www.jacobsen.com](http://www.jacobsen.com) Tel. 1-888-922 TURF (8873)

**JACOBSEN**  
A Textron Company



# Aerification Doesn't Need to Disrupt the Game

By David A. Oatis

**T**he single biggest problem facing superintendents today is the pressure to avoid disrupting the golf schedule with maintenance practices.

As a result, superintendents are finding it increasingly difficult to find the time necessary to carry out standard turfgrass maintenance tasks.

Cultural activities such as verticutting, top-dressing and fertilization are frequently delayed or missed entirely as a result of a heavy golf schedule.

Aerification often suffers a similar fate. Aerification of putting greens generally means dis-

Not surprisingly, tremendous pressure can be brought to bear on superintendents to aerify less and to choose the least disruptive equipment, such as smaller or solid tines.

rupting the putting surfaces for as few as a day or two, to as many as three or four weeks or more.

Not surprisingly, tremendous pressure can be brought to bear on superintendents to aerify less and to choose the least-disruptive equipment (such as smaller or perhaps solid tines).

If everyone dislikes aerification so much, one has to wonder why in the world putting greens still get aerified. The answer is simple: Despite the many advances in the science of turfgrass management, good old-fashioned hollow-core aerification remains one of the most important tools available to superintendents today.

A properly timed and conducted aerification program can help superintendents address a number of different problems, but the trick is getting it done with minimal disruption to the course — and perhaps even your career.

There are many different aerifiers on the market today, and there are just as many options for equipping them.

We have conventional aerifiers, deep-tine aerifiers, drilling and filling machines, and high-pressure air and water injection machines, for example.

**TABLE 1**

## Tine size and surface area chart

| Tine size (in.) | Spacing (in.) | Number of holes per ft. sq. | Surface area of one tine | Percent surface area affected |
|-----------------|---------------|-----------------------------|--------------------------|-------------------------------|
| 1/4             | 1.25 x 1.25   | 100                         | 0.049                    | 3.41%                         |
| 1/4             | 2.5 x 2.5     | 25                          | 0.049                    | 0.85%                         |
| 1/2             | 1.25 x 1.25   | 100                         | 0.196                    | 13.64%                        |
| 1/2             | 2.5 x 2.5     | 25                          | 0.196                    | 3.41%                         |
| 5/8             | 2.5 x 2.5     | 25                          | 3.07                     | 5.33%                         |



The conventional high-impact vertical piston type can be outfitted with solid or hollow coring tines ranging in diameter from one-fourth of an inch to 1 1/8 of an inch or more. With all of these options, the key to success is to identify your soil problem and design a program to address it.

When it comes to modifying soils, the number and size of the aerification holes are critical. More and larger holes cover more surface area, and larger holes are much easier to fill with topdressing material. So the choice should be an easy one, right?

Courses with a particular need to modify soils or reduce thatch need larger holes (so they can be filled) and more holes per square foot to have an impact on as much surface area as possible. Unfortunately, it isn't always easy. Larger holes increase both surface disruption and golfer dissatisfaction.

If your putting green soils require modification, this turf tip is for you. It comes from Eric Greytok, superintendent at Winged Foot GC in Mamaroneck, N.Y. It is unique in that Greytok has discovered a method of aerifying greens and effectively modifying their soils, and this is accomplished with less surface disruption. That may sound like a tall order, but if you listen to this turf tip, I think you'll agree.

Greytok's tip is very simple. Use a narrower spacing pattern and a larger tine. Greytok uses Ryan Greensaire aerifiers, but this could probably be accomplished with many of the other available models. Eric had the quadra-tine holder attachment, but modified it to accept a larger tine.

In addition to drilling out the tine holders, the slots in the turf hold-down kit had to be widened. Instead of the traditional 2.5-inch spacing, the quadra-tine holder has 1.25-inch spacing.

With a larger hollow tine, it now has the capability of affecting an impressive amount of surface area. Most surprisingly, the surface disruption is actually reduced, and the end result is impressive.

Switching from a quarter-inch tine to a half-inch tine quadruples the amount of surface affected, and changing the spacing from 2.5-inch to 1.25-inch also quadruples the number of holes per square foot. All told, using a half-inch tine on a spacing of 1.25-

Courses with a particular need to modify soils or reduce thatch require more holes per square foot to have an impact on as much surface area as possible. Unfortunately, it isn't always easy. Larger holes increase both surface disruption and golfer dissatisfaction.

inches affects an impressive 13.64 percent of the surface area.

Compared to the old traditional approach of using five-eighths inch hollow tines on 2-inch spacing, which affects only 5.33 percent, this new approach affects 2.5 times more surface area and leaves the surface much smoother.

Thus, more but smaller holes can result in significantly more surface area being affected with less overall disruption. Hence, sometimes more is less.

The downside? With all those holes, plan on using more topdressing material, and you may need to hand-broom it in for optimum effectiveness.

For more information about aerification hole spacing, tine size and the percentage of surface area affected, read Pat O'Brien and Chris Hartwiger's article, "Aerification by the Numbers," which appeared in the July/August 2001 issue of the Green Section Record.

*Oatis joined the USGA Green Section in 1988 and has been director of the Northeast Region since March 1990.*



This article was first published in the July-August 2002 issue of the USGA Green Section Record under the headline, "Collar ID." It is offered in *TurfGrass Trends* with USGA's permission.



**QUICK TIP**

Jacobsen®, maker of the new E-Walk®, the all-electric, non-polluting walking greens mower, is committed to customer education and is pleased to bring you this edition of *TurfGrass Trends*. For the name of the nearest authorized Jacobsen Dealer, call 1-888-922-8873 or visit our Web site at [www.jacobsen.com](http://www.jacobsen.com).





Options are good.





Bayer Environmental Science

**Now you've got OPTions™. Your custom plan for replacing Dursban® and Diazinon®.**

Have product restrictions left you feeling, well, restricted? OPTions from Bayer Environmental Science gives you the freedom of seven replacements — all proven in countless trials and in years of use — to deliver consistent results that alleviate the risk of callbacks. Let our experts customize an OPTions program for you. Because in the quest for lush, green turf, less is not more.

**OPTions™**  
A program for replacing organophosphates

**DeltaGard®**

Quick knockdown, broad-spectrum control and good residual — all at an economical price. That's what makes DeltaGard the world's most popular pyrethroid. Controls more than 50 turf and ornamental pests, including ants, chinch bugs, mole crickets and fire ants, at a low use rate.

**MERIT**

The #1 preventive treatment for grubs delivers outstanding broad-spectrum control of turf and ornamental insects at extremely low use rates. Active ingredient provides strong residual activity and superior biological performance.

**DYLOX™**

Gain quick control over white grubs, mole crickets, sod webworms, cutworms and more. Dylox penetrates up to 1/2-inch thatch to control grubs within 24 hours.

**Sevin**

Over 35 years strong, Sevin controls more than 130 pests, including billbugs, armyworms, cutworms, sod webworms, June beetles, chinch bugs and white grubs. Good knock-down and excellent residual control.

**TEMPO™**

The perfect OP replacement — safe, convenient and economical. Tempo features a low-rate active ingredient that mixes easily with water and/or fertilizer and binds to soil molecules for up to four weeks of control — giving you the most broad-spectrum bang for your buck.

**chipco™  
topchoice™**

Up to 52 weeks of fire ant control and prevention with just a single, low-dose broadcast application. This same application helps control mole crickets, nuisance ants, fleas and ticks. With its outstanding granular formula, nothing streamlines traditional two-step programs like TopChoice.

**chipco™  
fire star™  
FIRE ANT BAIT**

Easy-to-use fire ant control for hard-to-reach areas. Featuring the powerful active ingredient fipronil, FireStar delivers a unique, low-dose, granular bait to landscape beds, sign bases and trees to control fire ants for 12 to 16 weeks. Works great with TopChoice and can be used in areas adjacent to water.

Dursban is a registered trademark of Dow AgroSciences.  
Diazinon is a registered trademark of Syngenta.

©2003 Bayer AG  
95 Chestnut Ridge Road, Montvale, NJ 07645  
800-331-2867  
www.BayerProCentral.com

DeltaGard, Dylox, Merit, Sevin, Tempo, Chipco Top Choice, Chipco FireStar, and OPTions are trademarks or registered trademarks of Bayer AG. Chipco TopChoice registration is pending in California and Virginia. Always read and follow label directions carefully.

**chipco™**  
Professional Products



# Salt Tolerance Should Be Considered When Choosing Kentucky Bluegrass Varieties

By Yaling Qian

**S**alt problems in turfgrass sites are becoming more common for many reasons: accelerated urban development in Western states; fresh water conservation; the use of wastewater or other irrigation

waters containing salts; seawater intrusion into turf facilities located on coastal sites; and road de-icing.

The extreme drought in 2002 in New Mexico, Colorado, Wyoming, Utah and Arizona resulted in mandatory turf watering restrictions in many of the major cities in those states. Many golf courses were forced to use low-quality water for irrigation. Reductions in irrigation can also increase soil salinity levels thanks to reduced leaching.

Kentucky bluegrass, one of the most widely used cool-season turfgrasses in the temperate United States, is considered salt-sensitive, reported to tolerate less than 4 micromhos/centimeter (mmho/cm) soil salinity (Harivandi et al., 1992). While the mmho/cm is used as a unit indicating the level of salinity, it is in fact a unit for electrical conductivity (the higher electrical conductivity indicates the higher level of salinity). It reads as milli-mho per centimeter.

Three major points need to be considered when dealing with bluegrass salinity stress:

- as salinity levels increase, the temperature window for Kentucky bluegrass seed germination is narrowed;
- high summer temperatures intensify Kentucky bluegrass salinity stress; and
- not all bluegrasses are the same. Under salinity stress, certain cultivars perform better than others.

We will take a look at each of these three issues separately.

## Seed germination window

In the South Platter River basin, it is common for underground water to have a moderate level of salinity. We have observed that when irrigation water contains 3 to 4 mmho/cm salts, to establish Kentucky bluegrass by seeding in mid-September in northern Colorado is often unsuccessful.

Environmental conditions, such as tempera-

**FIGURE 1**

**Effects of salinity on the establishments (% turf coverage) of tall fescue and Kentucky bluegrass. Turf establishment was rated about 2 months after seeding.**

