





No fuel. No fumes. No noise.



The Jacobsen E-Walk™ and E-Plex™ electric, precision-cut greens mowers.

Revolutionary, ultra-quiet walk-behind and triplex greens mowers deliver tournament quality results without uttering a sound. It's a perfect solution for early morning maintenance near homes along the fairways and next to greens.

There's no gas to spill, no hydraulic fluids to leak, no emissions and best of all, no noise. And the E-Plex and E-Walk costs only pennies a day to operate thanks to a convenient rechargeable battery pack.

Whether you choose the E-Walk with a 22 inch cutting width or the E-Plex with its 62 inch cutting width you'll be getting an 80% parts commonality with other quality Jacobsen greens mowers. Plus you get the industry's best warranty programs and parts access from CustomerOne™.

To learn more about the E-Walk and E-Plex greens mowers and their precision cut and legendary performance, call 1-888-922-8873 or www.jacobsen.com



**Get easy payments on equipment, parts and service.
Apply for the Jacobsen Card at your dealer today!**



Jacobsen, A Textron Company
www.jacobsen.com Tel. 1-888-922 TURF (8873)

JACOBSEN
A Textron Company

Fungus Family Provides Fodder For Several Diseases

By Clint Waltz, Alfredo Martinez,
Mila Pearce and Bruce Martin

G*aeumannomyces* is a genus of fungus with several species and subspecies associated with plants in the *Poaceae* (formerly known as *Gramineae*) family. The genus *Gaeumannomyces* includes several bona fide plant pathogens, as well as weakly virulent forms that contribute to disease when the host plants are stressed in some manner. Turfgrass diseases with *Gaeumannomyces* causal agents include take-all patch and bermudagrass decline.

Typically, take-all patch (TAP) is considered a disease of bentgrass restricted to cool temperate regions and thought to be relatively uncommon in the Southeastern United States. However, *Gaeumannomyces* species have been associated with bermudagrass decline and have been isolated from other warm-season turfgrasses.

While relatively little research focuses on the relationship between *Gaeumannomyces* and turfgrass, a plethora of information exists on the influence of the pathogen and cereal crops, especially wheat. Some of this information and related control strategies may apply to turfgrass.

Life cycle and epidemiology

Gaeumannomyces graminis var. *avenae* (Gga) is a soil-borne ascomycete fungus and is the causal agent of TAP on bentgrass. Infection typically begins with the formation of "ectotrophic" (root-surface) hyphae on roots, crowns, stolons and rhizomes of susceptible grasses. Hyphae are dark brown to black and run along the surface of the root with infection hyphae originating from swellings on hyphae (called "hyphopodia") or mycelial mats that have survived in grass tissue or thatch.

At certain times of the year, perithecia may form under and protrude from the lower leaf sheath of infected plants. Perithecia are about the size of a pin head, are black in color and are flask-shaped fruiting bodies that are the sexual stage of the fungus. The presence of perithecia with mature ascospores is diagnostic for this disease without further tests. Within the perithecia, asci and ascospores are produced. Asci are unilocular

containing eight hyaline, multiseptate ascospores. Ascospores can be wind-disseminated and may serve to reinitiate the infection process, but this is uncommon in turfgrass. Instead, the pathogen generally spreads in the soil through mycelial growth and can be transferred on equipment, sod and seed (Smiley et al., 1992).

Conditions favorable for growth and spread of TAP generally include poorly drained alkaline soil and temperatures lower than 86 degrees F (Wetzel et al., 1996). High rhizosphere pH is more commonly associated with root infection than the pH of the bulk soil (Smiley et al., 1992). Also, light textured soils with low organic matter content and unbalanced fertility favor disease.

Thus, the disease is more common on sites recently established to bentgrass than sites with more mature stands. Also, sites from recently cleared forests are more prone to outbreaks of TAP initially. However, these are the conditions associated with epidemics in cool temperate regions.

The epidemiology of TAP in temperate regions is poorly understood, as is the incidence of disease on well-drained soils associated with high-sand content greens.

Factors influencing *G. graminis*

Soil management practices that reduce soil pH and improve micronutrient availability may suppress TAP. The organism, *G. graminis* var. *tritici* (Ggt), responsible for take-all in wheat is virulent when soil pH exceeds 6.5 (Reis et al., 1983). As soil pH increases, availability of many essential trace elements (e.g. manganese (Mn), iron (Fe), copper (Cu), zinc (Zn) and others) decreases. Therefore, nutrient deficiencies may occur in crop species.

In combination with disease pressure, a conducive environment and imposed nutrient stress, it's possible that a susceptible host may become subject to take-all in wheat.

In studies on the affect of soil nutrients on *Gga* or *Ggt*, it has been difficult to separate the influence of the mineral element on the pathogen and reduced stress resulting from improved nutrition. In a review of soil nutrients



QUICK TIP

Roundup Resistant Creeping Bentgrass isn't the only exciting turfgrass research project at The Scotts Co. Researchers at both Scotts and independent universities across the country are working on a new family of heat-tolerant bluegrasses that may be able to replace tall fescue in the transition zone. A limited supply will be available this fall.

on take-all, Hornby (1985) cited studies where the addition of macronutrients (nitrogen (N), phosphorous (P), potassium (K), magnesium (Mg) and sulfur (S) decreased the severity of take-all. Likewise, Reis et al. (1982) reported fewer infected roots of wheat and decreased disease severity with additions of P, K and Mg, while no benefit was realized from the addition of N, calcium (Ca) or S. Improved resistance was attributed to the effect of the applied nutrient on the host with no direct effect on the pathogen. Glenn and Sivasithamparam (1991) reported no effect of Ca on *Ggt*.

While some reports do not show reduced severity of take-all when nitrogen is supplied, other reports demonstrate improved host resistance to take-all when acidifying forms of nitrogen were applied (e.g. ammonium sulfate and ammonium nitrate) (Hornby, 1985; Huber and McCay-Buis, 1993).

It's well-documented that *G. graminis* spp. do not prefer acidic soil conditions (pH less than or equal to 6.5) (Reis et al., 1983; Glenn and Sivasithamparam, 1991; Ownley et al., 1992). Since acidifying fertilizers reduce soil pH, it could be reasoned that by lowering the

Turfgrass diseases with *Gaeumannomyces* causal agents include take-all patch and bermudagrass decline.

pH the fertilizers contribute to an unsuitable environment for the pathogen.

The role of micronutrients on the reduction of disease severity has also been investigated. Reis et al. (1982 and 1983) concluded the deficiency of micronutrients (Cu, Zn, Mn, and Fe) in soil with pH measurements exceeding 6.5 increased take-all in wheat. Proper nutrition can reduce the severity of take-all during favorable environmental conditions. In a review by Huber and McCay-Buis (1993), the importance of plant available manganese (Mn^{+2}) in suppression of take-all in wheat was suggested. Several studies were cited where either Mn^{+2} was added or soil pH was reduced such that Mn^{+2} was made plant available and the effects of take-all were reduced.

Similar results were reported by Hill et al. (1999) when Mn^{+2} was applied to a *Gga*-infested bentgrass turf that was deficient in

TABLE 1

Pathogen	Hosts	Infection conditions	Chemical control
<i>Gaeumannomyces graminis</i> var. <i>graminis</i>	Bermudagrass St. Augustinegrass Zoysiagrass Centipedegrass	Hot, Humid, Soil pH > 6.5	Triadimefon Thiophanate methyl
<i>Gaeumannomyces graminis</i> var. <i>avenae</i>	Bentgrass Tall fescue Bluegrass	Cool, Moist, Soil pH > 6.5	Propiconazole Fenarimol Triadimefon Thiophanate methyl Azoxystrobin

Mn. An 81 percent and 68 percent reduction, first- and second-year respectively, in disease incidence was reported when 1.82 pounds per acre of Mn^{+2} was applied.

Copper was not observed to have an affect on disease development. These studies indicate maintaining soil pH within acceptable ranges (5.5 to 6.5) may be the best method of reducing host susceptibility to take-all diseases while improving the availability of essential nutrients.

Life cycle on warm-season turfgrasses

Gaeumannomyces graminis (Sacc.) Arx & D. Oliver var. *graminis* (Ggg) is considered the most important causal agent of bermudagrass decline, a significant root-rot disease of *Cynodon* species.

The disease is especially damaging during hot, humid and cloudy periods of summer and autumn in the Southeastern United States. This disease is associated closely with turf that is consistently mowed at low cutting heights. Thus, it's much more common on greens than tees or fairways.

The etiology and epidemiology of the disease is not yet completely known, although progress has been made on identification of the causal agents (Elliott, 1991). The disease first appears as irregularly shaped, yellow, chlorotic areas measuring up to 19.7 inches in diameter. Lower leaves are the first to become chlorotic, but the lower leaves die and upper leaves appear yellow and chlorotic as the disease progresses.

By the time symptoms are evident on the foliage, the roots, stolons and rhizomes will be discolored, dark brown and rotted. If severe, the disease appears as large dead patches which

Continued on page 54

Continued from page 53

soon coalesce to form larger affected areas. These symptoms are nonspecific, and other pathogens and environmental stresses (compaction, shade, etc.) may contribute to the development of decline symptoms.

Causal agents

Ggg has been demonstrated to be the most important fungus of this disease complex. But other fungi including *Gaeumannomyces incrustans* Landschoot & Jackson, and several *Phialophora* species (Elliott, 1991) may also be contributing to accentuate the symptoms of the disease. *Curvularia* species and species of *Drechlera* and *Bipolaris* also are commonly associated

Take-all patch is more common on sites recently established to bentgrass than sites with more mature stands.

with declining bermudagrass.

G. graminis var. *graminis* forms dark-brown to black runner hyphae on roots, stolons and rhizomes of hosts. Infection hyphae penetrate the host tissue and initiate from lobed hyphopodia that are distinct from those formed by *Gga*. Perithecia are rarely present, but if formed are dark brown and flask-shaped and project from under the lower leaf sheaths of infected plants. The asci formed inside the perithecia are unitunicate and contain eight hyaline, multiseptate ascospores. *G. incrustans* Landschoot & Jackson and *Phialophora* spp. also produce dark ectotrophic runner hyphae and appears to be nonpathogenic or secondary pathogens when invading by themselves but may act synergistically when combined with *Ggg* (Elliott, 1991; Elliott and Landschoot, 1991; Smiley et al, 1992).

G. graminis var. *graminis*

Gaeumannomyces graminis var. *graminis* is found on most grasslands and except for temperature relations, pathogenicity, epidemiology and survival are similar to that of *G. graminis* var. *avenae*. Briefly, conditions that favor growth and spread of *Ggg* include warm to hot temperatures (77 degrees F to 90 degrees F) and poorly drained alkaline soils with unbalanced fertility.

Additionally, soils with light texture and low organic matter content, which are typical conditions in sand-based greens, also favor *Ggg* spread and infection. The fungus survives through the colonization of roots, rhizomes and stolons in the form of mycelium. It spreads by growing along roots or stolons, making plant-to-plant contact. Perithecia are produced during the autumn, winter and spring. The pathogen can also be disseminated by movement of infected roots, rhizomes and stolons on coring and vertical mowers and the transport of turfgrass sod (Elliott and Landschoot, 1991; Smiley et al, 1992).

Control of *Ggg* is achieved through cultural practices that enhance the growth of roots and/or improves the survival and function of healthy foliage. Of course, root and foliage health are interrelated and inseparable. Additionally, mowing height should be raised before severe decline occurs, which relieves stress and aids in the survival of affected plants. Cultural management of this disease requires an acute awareness of environmental factors favoring the pathogen.

Core cultivation should be performed frequently, and cores should be removed rather than spreading them to incorporate the soil as a topdressing. Ensuring the presence of adequate soil fertility, with particular attention to nitrogen and potassium and the use acidifying fertilizers such as ammonium sulfate, contributes to plant recovery (Smiley et al, 1992).

Isolated from St. Augustinegrass

Gaeumannomyces graminis var. *graminis* has been implicated in a variety of root rot disease complexes of zoysiagrass and centipedegrass. The fungus also causes St. Augustinegrass take-all root rot disease, which was first found in Australia on St. Augustinegrass in 1972. Isolation and identification of the fungus was next reported in Florida in 1988. Symptoms of take-all are much like other warm-season turf diseases because the symptoms of take-all root rot of St. Augustinegrass appear in the summer and fall during periods of abundant rainfall.

Like the pathogen in bermudagrass decline, take-all root rot of St. Augustinegrass is an ectotrophic, root-colonizing fungus, and the symptoms appear in the same areas from year to year. Above ground symptoms consist of chlorotic, thinning turf in irregular patches, but the leaves do not separate easily from the plant. Below ground, the roots are short and rotted,

making it easy to lift from the ground.

Take-all root rot of St. Augustinegrass has been diagnosed from at least 40 counties within Florida as well as Texas, Alabama, Georgia and California. Studies in Florida and Texas found that seven isolates of *Ggg* were cross pathogenic on St. Augustinegrass, bermudagrass and rice (Elliott et al, 1993; Datnoff et al, 1997). There appears to be no relationship between take-all root rot of St. Augustinegrass and the cultivar, soil type or age of the grass.

Additionally, there are no resistant varieties of St. Augustinegrass as symptomatic selections from the cultivars Delmar, Jade, Mercedes, Bitterblue, Scott's, Raleigh, Sunclipse, Seville, FX33, Floratam and others were isolated in California. The disease is as versatile on soil as it is on cultivars. The disease has been evaluated on soils ranging from fine sandy loams to organic black soils to muck soils. Newly planted lawns are susceptible as well as established lawns, since St. Augustinegrass is vegetatively propagated and the disease is spread in new shoots and roots.

In Georgia, plant disease diagnosis clinic specialists have identified *Ggg* from St. Augustinegrass turf samples from central and south Georgia during the summer and fall 2002 (Martinez, 2002; Pearce, 2002). Since *Ggg* attacks a variety of grasses, management and treatment are similar. Likewise, the concerns of monitoring and containment continue to be a problem (Elliott et al., 1993; Wilkinson and Pederson, 1993).

Chemical controls

Several fungicides have activity and are labeled for control of take-all patch, including the DMI fungicides propiconazole, fenarimol and triadimefon. Also, the benzimidazole fungicide thiophanate methyl has efficacy for TAP control.

More recently, the strobilurin fungicide azoxystrobin has shown excellent control for this disease. Interestingly, all of the fungicides listed above are upwardly mobile penetrant fungicides. They are applied preventively for best control, and thus are applied in the fall and spring prior to or during root infection periods. They should be applied in enough water to move the fungicides into the root zone to protect existing and newly formed roots effectively.

An alternative to a high spray volume would be to use irrigation to move applied fungicide into the root zone. Generally, an irrigation of

Continued on page 56

TURFGRASS TRENDS

SECTION STAFF

Managing Editor

Curt Harler
440-238-4556; 440-238-4116 (fax)
curt@curtharler.com

Golfdom Staff Contact

Frank H. Andorka Jr.
440-891-2708; 440-891-2675 (fax)
fandorka@advanstar.com

Online Editor

Lynne Brakeman
440-826-2869; 440-891-2675 (fax)
lbrakeman@advanstar.com

Senior Science Editor

Dr. Karl Danneberger
614-292-8491; 614-292-3505 (fax)
danneberger.1@osu.edu

Production Manager

Jill Hood
218-723-9129; 218/723-9223 (fax)
jhood@advanstar.com

Art Director

Lisa Lehman
440-891-2785; 440-891-2675 (fax)
llehman@advanstar.com

Publisher

Patrick Jones
440-891-2786; 440-891-2675 (fax)
pjones@advanstar.com

Group Publisher

Tony D'Avino
440-891-2640; 440-891-2675 (fax)
tdavino@advanstar.com

Corporate & Editorial Office

7500 Old Oak Blvd.
Cleveland, OH 44130-3369

FIELD ADVISORS

Rob Anthony
Southern Methodist University

J. Douglas Barberry
Turf Producers International Agronomist

F. Dan Dinelli
North Shore CC

Merrill J. Frank
Columbia CC

Michael Heacock
Pacific Golf Management K. K.

Paul B. Latshaw
Oak Hill CC

Kevin Morris
National Turfgrass Evaluation Program

Sean Remington
Green Valley CC

Ken Schwark
Roddy Ranch GC

Matt Shaffer
Merion GC

Wayne Horman
The Scotts Co.

Eric Kalasz
Bayer Environmental Sciences

David Irmen
The Andersons

Ralph Sylvester
Textron

EDITORIAL REVIEW BOARD

Dr. A.J. Powell
University of Kentucky

Dr. Elliot C. Roberts
Rosehall Associates

Dr. Garald Horst
University of Nebraska

Dr. Eric Nelson
Cornell University

Dr. Keith Karnok
University of Georgia

Dr. Richard Hull
University of Rhode Island

Dr. Vic Gibeault
University of California

Dr. Pat Vittum
University of Massachusetts

Dr. Rick Brandenburg
NC State University

CONTACT US:

Editorial: 440-238-4556

Web site: www.turfgrasstrends.com

Continued from page 55

one-half of an inch to 1 inch would be sufficient.

There are few fungicides labeled for control of bermudagrass decline. Labeled fungicides include only triadimefon and thiophanate methyl. However, it has been shown that labeled DMI fungicides (triadimefon) may be phytotoxic to bermudagrass when applied in summer (Elliott, 1995). In addition to thiophanate methyl, and perhaps triadimefon, azoxystrobin has shown effectiveness for alleviation of symptoms of bermudagrass decline.

Mancozeb and fosetyl Al have also shown effectiveness in alleviation of bermudagrass decline symptoms in trials conducted in South Carolina (Camberato and Martin, 2002). The active ingredients of Fore and Chipco Signature

will not have efficacy against *Gaeumannomyces* species, but they may improve the health of bermudagrass and alleviate symptoms nevertheless. In the South Carolina trials, these fungicides were applied in 2 gallons of water per 1,000 square feet and not watered in.

It should be noted that azoxystrobin, mancozeb, and fosetyl Al are not labeled for control of Bermudagrass decline at this time.

Waltz is a turfgrass extension specialist at the Georgia Experiment Station in Griffin, Ga. Martinez is turf & ornamentals plant pathology specialist at the Georgia Experiment Station in Griffin, Ga. Pearce is an IPM homeowner specialist at the Georgia Experiment Station in Griffin, Ga. Martin is a professor of plant pathology and physiology at Clemson (S.C.) University.

REFERENCE

- Camberato, James J., and S. Bruce Martin. 2002. "Lending muscle to ultradwarfs." *Carolinas Green*, Nov.-Dec., 38(6): 20-22, 24,26.
- Datnoff, L.E., M.L. Elliott, J.P. Krausz. 1997. "Cross pathogenicity of *Gaeumannomyces graminis* var. *graminis* from Bermudagrass, St. Augustinegrass, and rice in Florida and Texas." *Plant Disease*. 81:1127-1131.
- Elliott, M. L. 1991. "Determination of an etiological agent of Bermudagrass decline." *Phytopathology*. 81:1380-1384.
- Elliott, M.L. 1995. "Effect of systemic fungicides on a Bermudagrass putting green infested with *Gaeumannomyces graminis* var. *graminis*." *Plant Disease*. 79:945-949.
- Elliott, M. L., and Landschoot, P.J. 1991. "Fungi similar to *Gaeumannomyces* associated with root rot of turfgrass in Florida." *Plant Disease*. 75:238-241.
- Elliott, M.L., A.K. Hagan, and J.M. Mullen. 1993. "Association of *Gaeumannomyces graminis* var. *graminis* with a St. Augustine root-rot disease." *Plant Disease*. 77:206-209.
- Glenn, O. F. and K. Sivasithamparam. 1991. "The influence of soil pH on the saprophytic growth in soil of the take-all fungus *Gaeumannomyces graminis* var. *tritici*." *Australian Journal of Soil Research*. 29:627-634.
- Hill, W. J., J. R. Heckman, B. B. Clarke, and J. A. Murphy. 1999. "Take-all patch suppression in creeping bentgrass with manganese and copper." *HortScience*. 34(5):891-892.
- Hornby, D. 1985. "Soil nutrients and take-all." *Outlook on Agriculture*. 14(3):122-128.
- Huber, D. M. and T. S. McCay-Buis. 1993. "A multiple component analysis of the take-all disease of cereals." *Plant Disease*. 77(5):437-447.
- Martinez, A. 2002. *Plant Pathology Physical Sample Clinic. Monthly Report 2002*. www.clinic.plant.uga.edu.
- Ownley, B. H., D. M. Weller, and L. S. Thomashow. 1992. "Influence of in situ and in vitro pH on suppression of *Gaeumannomyces graminis* var. *tritici* by *Pseudomonas fluorescens*." 2-79. *Phytopathology*. 82(2):178-184.
- Pearce, M.J. 2002. *Plant Pathology Physical Sample Clinic. Monthly Report 2002*. www.clinic.plant.uga.edu.
- Reis, E. M., R. J. Cook, and B. L. McNeal. 1982. "Effect of mineral nutrition on take-all of wheat." *Phytopathology*. 72(2):224-229.
- Reis, E. M., R. J. Cook, and B. L. McNeal. 1983. "Elevated pH and associated reduced trace-nutrient availability as factors contributing to take-all of wheat upon soil liming." *Phytopathology*. 73(3):411-413.
- Smiley, R. W., P. H. Dernoeden, and B. B. Clarke. 1992. *Compendium of turfgrass diseases*, second edition. APS Press, St. Paul, Minn. 98 pp.
- Wetzel, H. C., P. H. Dernoeden, and P. D. Millner. 1996. "Identification of darkly pigmented fungi associated with turfgrass roots by mycelial characteristics and RAPD-PCR." *Plant Disease*. 80(4):359-364.
- Wilkinson, H.T., and D. Pedersen. 1993. "*Gaeumannomyces graminis* var. *graminis* infecting St. Augustinegrass selections in southern California." *Plant Disease*. 77:536.

Feed Your Greens the High-Protein Diet

Roots Turf Food 15-3-8

Nutritional Facts

Amount per app: 5 lbs./1,000 s.f.

Applications per Year: 4

Nutrients delivered in total year
per 1,000 sq. ft.

	Lbs.
Nitrogen	3.0
Phosphate	0.6
Potash	1.6

AMINO ACIDS 6.3


ROOTS® Turf Food gives your greens the Amino Acids they need.

Protein is 90% amino acids and most chemical fertilizers don't have any. In a season, liquid amino acid products can deliver up to 1/2 lb. of amino acids per 1,000 square feet of turf grass. The ROOTS Turf Food Program delivers **over 6 lbs.** of amino acids per 1,000 square feet.



roots^{inc.} Lawn Care Division

3120 Weatherford Road • Independence, MO 64055
tel: 800-342-6173 www.rootsinc.com



With turf this good, it's hard to quit.

Golfers can't get enough of smooth and uniform turf. It simply plays better. That's why more courses are treated with Primo MAXX®. As a plant growth regulator, Primo MAXX not only slows the vertical growth of grass but also increases lateral spread and turf density—creating a tightly knit cover that better withstands stress. So, even after a day of rigorous use, putts still roll true. To learn more about the wonders of Primo MAXX or our other innovative turf products call your local Syngenta turf sales rep at 1-800-395-8873.



www.syngentaprofessionalproducts.com

Important: Always read and follow label instructions before buying or using this product. ©2003 Syngenta. Syngenta Professional Products, Greensboro, NC 27419. MAXX®, Primo®, and the Syngenta logo are trademarks of a Syngenta Group Company.

The Ugly Truth About

Phytotoxicity

It's not a big problem, but it can turn your beautiful golf course into a wasteland of brown turf if it happens. Experts offer common-sense tips to avoid the problem

BY FRANK H. ANDORKA JR. MANAGING EDITOR

John Gurke, certified superintendent of Aurora (Ill.) CC, knew he was in trouble when he toured his golf course in June 2000. Instead of looking lush green, he found his *Poa annua*-bentgrass combination fairways turning the color of burnt straw. He admits it scared him.

"It was something I definitely didn't want to see," Gurke says. "As I watched the grass turn brown, I remember asking myself, 'Where was it going to stop?'"

Gurke immediately dropped to his knees to examine the fairways closely. To his relief, he discovered the turf was not dead. Green growth flourished underneath the ugly tips. Reassured that he didn't have a permanent crisis on his hands, Gurke set out to correct the problem — and to find out what caused it in the first place.

He examined his records in his office and discovered the dilemma. In an effort to reduce the overall number of applications of chemicals, Gurke says he combined three different products that accidentally created a "hot" application.

"Superintendents are always trying to combine products for economic purposes, and most of the time they work," Gurke says. "This time, the combined product was hotter than I thought it would be, which led to fairly widespread tip burn. It looked terrible, but we could fix it by applying fertilizer to grow it out of the damage."

Gurke's notes to himself in his log that day? "Smoked 'em good!"

The general consensus among the experts is that phytotoxicity like Gurke's isn't widespread, but every superintendent will experience it at least once in his or her career. It's easy to see when the turf is damaged (it often turns the color of burnt straw), but the key is identifying correctly what caused it.

The experts say there are three common culprits in cases of phytotoxicity. If the turf is injured in a clear pattern, chances are that the superintendent (or his chemical appli-

cator) caused the problem. Another common cause is mis-mixed chemicals. Thirdly, freakish weather patterns can also waylay the best-laid plans of superintendents. Fortunately, most problems can be avoided if some common-sense tips are adhered to when chemicals are applied.

What to look for

As one USGA Green Section agronomist wag put it, "Grass doesn't naturally die in straight lines." If the dead turf forms

