


# Battery Guide for Golf Cars

MODEL NAME	ELECTRIC (E) GASOLINE (G)	BCI GROUP	LENGTH	WIDTH	HEIGHT	DRY WEIGHT (pounds)	WET WEIGHT (pounds)	TERMINAL TYPE	PLATES/CELL	CAPACITY	WARRANTY	INFORMATION	
Chloride Inc. Tampa, FL	Long Drive 85	E	GC-2	11-1/4	7-3/16	10-3/8	-	66.0	HN	19	85	None	250
	Long Drive 106	"	GC-2-H	11-3/8	"	"	-	71.0	NB	19	106	"	251
Douglas Battery Manufacturing Co. Winston-Salem, NC	DB-EV23	E	GC-2	10-1/4	7-1/4	10-3/8	53.0	69.0	C*	23	125	1 Yr.	252
	DB-1	"	"	"	"	"	49.0	65.0	C*	21	115	"	253
	DB-2	"	"	"	"	"	45.0	62.0	C*	19	100	"	254
	DB-3	"	"	"	"	"	41.0	58.5	C*	17	86	"	255
	24S-50	G	24	"	6-3/4	8-7/8	22.0	36.0	P	9	50/75⊕	2 Yr.	256
Exide Co. Horscham, PA	Ev-88	E	GC-2	11-11/32	7-3/16	10-3/8	40.8	60.2	PWN	19	80	Optional	257
	EV-III	"	"	"	"	"	"	"	"	"	82	"	258
	EE-IV	"	"	"	"	"	47.6	65.5	"	"	97	"	259
	PV-23-3	"	"	"	"	"	49.4	65.0	"	22	125	"	260
General Battery Corp. Reading, PA	200Z	E	GC-2	10-7/8	7-1/8	10-5/16	-	62.0	P*	19	90	PR	261
	200C	"	"	"	"	"	-	"	WN	19	90	"	262
	250C	"	"	"	"	"	65	WNO**	"	107	"	"	263
	250Z	"	"	10-7/8	"	"	-	"	P*	"	"	"	264
	225C	"	"	10-15/16	"	"	-	64	WNO**	"	100	"	265
	225Z	"	"	10-7/8	"	"	-	"	P*	"	"	"	266
Gould, Inc. Mendota Heights, MN	220	E	GC-2	10-7/8	7-1/8	10-1/4	-	61.0	OP*	19	100	1/2 Yr.	267
	"	"	"	"	"	"	-	"	P	"	"	"	268
	195	"	"	"	"	"	-	58.0	OP*	17	88	"	269
	"	"	"	"	"	"	-	"	P	"	"	"	270
	24-GP-3	G	24	8-3/4	6-3/4	10-1/4	25.0	37.0	P	9	50/70⊕	"	271
Prestolite Battery Division Toledo, OH	9915X	E	GC-2	10.38	7.14	11.59	47.3	65.0	CS	17	110	2 Yr.	272
	9914X	"	"	"	"	"	"	"	"	15	90	1-1/2 Yr.	273
SGL Batteries Mfg. Co. Detroit, MI	2HGC	E	GC-2H	10-5/16	7-1/8	10-1/4	-	66	P, C GC, L	17	85	Optional	274
	2HGL-HC	"	GC-2H-HC	"	"	"	-	69	"	"	100	"	275
	2HGC-EC	"	GC-2H-EC	"	"	"	-	63	"	"	75	"	276
	22F	G	22-F	9-1/2	6-7/8	8-15/16	-	33	"	9	50/65⊕	"	277
Trojan Battery Co.	T-135	E	GC-2H	11-1/2	7-1/16	10-3/8	59.0	73.0	A, WN, U*	19	135	1 Yr.	278
	T-105	"	"	"	"	"	51.0	61.0	"	17	105	"	279
	T-90	"	GC-2	10-1/4	"	"	46.0	58.0	"	"	90	"	280
	CS-22	G	22F	8-3/8	6-13/16	9-1/2	24.0	32.0	"	9	55/80⊕	1 Yr.	281
	HS-24	"	24	8-3/4	6-3/4	10-1/4	26.0	38.0	"	"	53/90⊕	1 Yr.	282

\*indicates cadmium-plated hole  
\*\*indicates cadmium-plated stud

⊕ When this symbol appears, the rating is amp hours/reserve capacity in minutes. Otherwise, the data indicates capacity in minutes at 75-amp discharge, 80° F., to 5.25 volts.

TERMINAL TYPE CODE: A=Angle, C=Combination, HN=Hex Nut, NB=Nut and Bolt, OP<sup>1/2</sup>+Offset Post with stud and wing nut, P=Standard Automotive SAE Post, U=Universal, WN=Wing Nut



Chloride

Douglas

Exide

General

Prestolite

# An Accident on the Golf Course— Who's Liable?

By Dr. Harold Gluck

As a golf course superintendent, you are in charge of the course, whether it be 9, 18 holes, or more. Your main task is to keep it in top condition. And you have a staff of efficient workers to see that this is done. But, in the back of your mind you do have one perpetual thought and worry which can be best expressed this way:

"I don't want an accident to take place on the golf course." For a lawsuit can take place. Now let us take a look at some situations that could result in an injury on the golf course.

We start with the golfer who is legally present. He has paid his fee and it is a bright morning. Not many are on the golf course. As he goes from hole no. 7 to hole no. 8, he suddenly trips. A rake was left on the ground and the golfer just didn't see it. What happened to him? He broke his right leg! A hundred other golfers could fall and almost no injury. But this one broke his leg.

Would the owner of the golf course be liable in a suit for damages?

Now we go to our second situation. A salesman for a firm that specializes in supplies for golf courses comes to see you. You give him an order. He takes a short cut across the golf course to the parking field. He trips on the rake and his foot is injured.

Would the owner of the golf course be liable in a suit for damages?

In our third situation, a representative of an esoteric religious sect insists on seeing you. Your assistant tells him you are too busy and that he should leave the golf course at once. This he does. But he returns later. His idea is to solicit donations from the golfers. He is now legally a trespasser. He goes across the golf course and trips on that rake and his foot is injured.

Would the owner of the golf course be liable in a suit for damages?

Our final case concerns a 12 year old boy. He should be at home in the

evening. But he is out walking. And he passes the golf course. And what does he see? There near the fence is a golf buggy! It should be in the shed with the rest of them. But somehow it was left behind. So he climbs the fence and gets onto the golf course. He heads for that buggy. He starts it and for five minutes he has the time of his life. Then something happens! It gets out of control. And heads for a tree into which it smashes. He is severely injured. Bear in mind that the boy is legally a trespasser.

Would the owner of the golf course be liable in a suit for damages?

In the light of two decisions made by New York's highest court the answer in each of the four situations would seem to be a resounding "yes." These decisions may influence liability laws in other states. Most states, however, continue to use classification of guests, in determining obligation.

*Continues on page 28*

## References:

1. Case of Roulmaldo Martinex. Court of Appeals. State of New York. June 12, 1974.
2. Case of Joseph Scurti. Court of Appeals. State of New York. June 17, 1976.
3. Case of O'Connor v. G. & R. Packing Co. Appellate Division. State of New York. April 8, 1980.

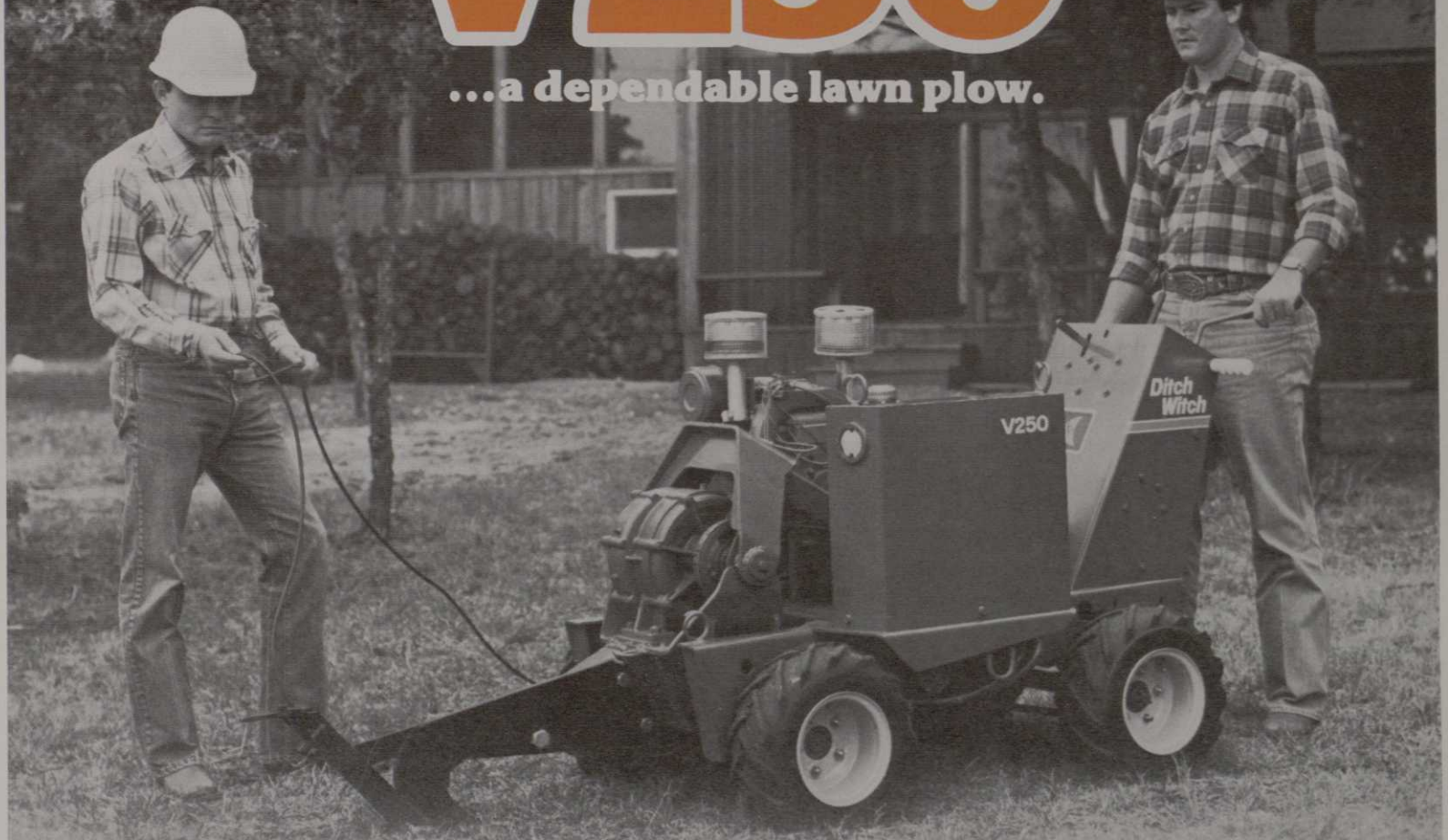


A motorcyclist "turfed" the green in the photo above. Could you be liable if he had injured himself? If you passively allow sledders to use the hills on your course in winter, such as at right, you should check your insurance policy. Tracks in the trap at far right would indicate a child on a bicycle has been playing.



# V250

...a dependable lawn plow.



When job conditions call for plowing in services, consider the Ditch Witch V250. It's the most compact lawn plow available, and it has design features like a newly designed ground drive and plow-lift systems that make it a dependable, efficient alternative to trenching. Put in power and communication cable, plastic pipe for water or natural gas services, a complete underground sprinkler system. Let us give you all the details on the Ditch Witch V250 vibratory plow.



## I need an alternative to trenching!

Please send information on:

- the V250     other vibratory plow units     GB  
 CATV installations     Sprinkler System Installations  
 Ditch Witch Full line brochure

Name: \_\_\_\_\_

Company: \_\_\_\_\_

Address: \_\_\_\_\_ Phone: \_\_\_\_\_

City: \_\_\_\_\_ State: \_\_\_\_\_ Zip: \_\_\_\_\_

Mail to:

**The Charles Machine Works, Inc.**  
P.O. Box 66 • Perry, Oklahoma 73077

# Ditch Witch®

# Club Car DS



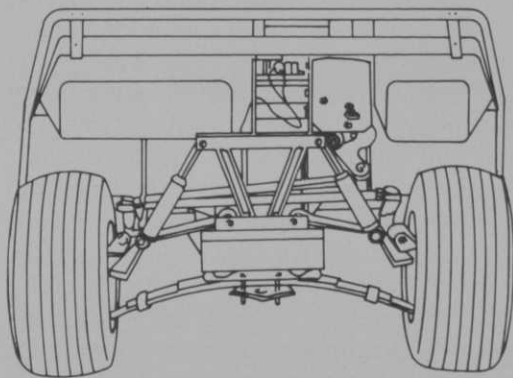
**ClubCar**

The Trademark of Excellence

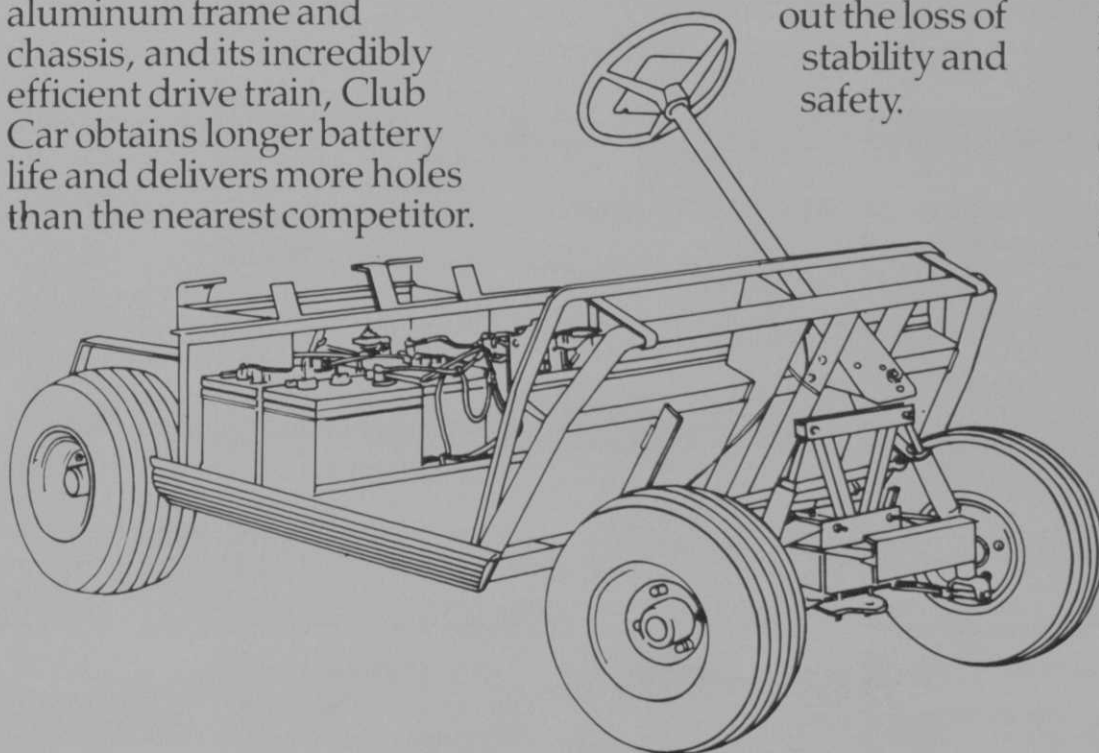
# Technical Superiority

Meeting Challenge in Style  
Presenting the golf car of the 80's, the golf car created by the golfing industry. Here are the features you asked for, and much more. Classic styling, improved economy, durability and greater value make the Club Car DS the best golf car investment you can make.

Longer Battery Life  
The Club Car DS's lighter weight and improved drive train gives more holes of golf per charge. Less energy use per round means longer battery life.



Lower Operating Cost  
With its lightweight, all-aluminum frame and chassis, and its incredibly efficient drive train, Club Car obtains longer battery life and delivers more holes than the nearest competitor.



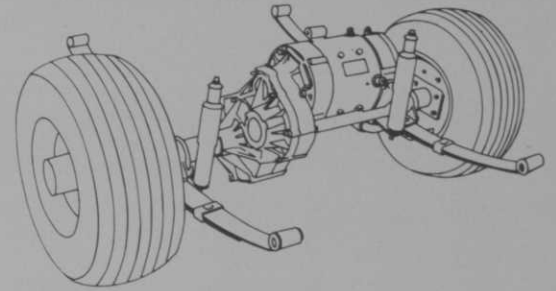
More Comfortable Ride  
The Club Car DS has our trademark "Total Balance" suspension system, longer rear leaf springs and shocks on all four wheels. The rear tread is 2 inches wider, the center of gravity is lower. It's the best ride and the safest car produced.

Reduced Weight  
The DS has combined durable, lightweight materials in its aluminum frame and fiberglass body, making the Model DS the lightest and strongest golf car in the industry.

Totally Rust-Free  
Club Car Inc. is the only golf car manufacturer to combine rust-free materials as an aluminum chassis, frame and floorboard with high impact fiberglass body.

Sharper Turning Radius  
The turning radius on our four wheel DS can match any three or four wheeler on the market without the loss of stability and safety.

Passenger Comfort  
Club Car DS has the widest bench seat in the market. The wider bench with separate fully adjustable seat backs gives maximum individual passenger comfort.



Body Protection  
The new attractive styling was designed to minimize body damage. Front and rear bumpers combined with rubber side rails offer all around body protection.

Highest Trade-in Value  
The new Club Car DS is the most durable golf car in production today. The rust-proof aluminum frame and trim, fiberglass body, chassis engineered with rubber bumpers and side rails, and increased drive train life, combined to guarantee longer, damage-free operating efficiency. This results in the highest trade-in value available.



Club Car, Inc. • P.O. Box 4658  
Augusta, Georgia 30907, USA

# Landscaping the green: Part II

By J.A. French and R.P. Korbobo

Part I appeared in the October issue.

## Spacing a must

The fact that these plants will increase in size for many years makes it absolutely necessary for knowledge spacing in the beginning. Overcrowding a planting to make an immediate effect is a very successful sales technique of those who have little true concern for the long range health and beauty of the course. To create a landscape for long-lasting beauty, restraint should be an essential element in the initial plan. Correct spacing, therefore, becomes one of many crucial requirements for a pleasing composition.

If we plant trees too close to one another, two things will happen. For the impatient person, it will look wonderful even at the very day of planting. However, in only a few years, one tree will grow into the other and each will lose its own identity. A solid uninteresting wall of foliage will form with no beauty to it whatsoever. If we wanted this screen effect, all we would have needed would be a double row of the same plant (Privet as a classic example) and presto — the visual barrier would be there. However, this is not what we want behind most greens.

The other choice we have is to carefully select our trees and then space them for long range results. This means giving them sufficient room to develop as individuals, to their full potential of natural beauty. As they grow larger, the total arrangement will begin to merge into an organized design.

Proper plant selections and arrangements are two more important ingredients of composition. A classic ex-

ample of the importance of selection is obvious to any golfer who tries to putt on a green covered with seed pods, fruit, nuts, flowers, tiny twigs, etc., etc. which come from trees growing near the green. The maple seeds (samara) are perhaps the classic example of this common mistake.

## The cheapest is not the best

Since maples are cheap to buy (or collect for free) and they are easily transplanted, we find them on nearly every course we visit. Maples in the rough or in the partition plantings are acceptable — but not near the green. In fact, the whirling seeds much like helicopter blades, can be windblown for a hundred yards or more very easily. Ash seeds are just as bad. Fortunately, plant breeders have come up with seedless ash trees, — now let us hope they can do the same with the maples!

## Individualism amongst trees

Each genus and many species of trees have unique habits of growth. These are taken into account when you design a planting that will give the golf green a spectacular setting. As an example, a palm tree simply does not grow with the same habit or structure as that of an ash, hemlock, or a dogwood.

In order to avoid a monotonous wall of foliage which would result if you simply jammed a bunch of say, maples, together behind a green, we "compose" a much more pleasant picture by using a variety of trees whose sum total would be an attractive "painting" someday when they reach the early maturity stage.

We very often can take our lessons

from nature. In the Eastern U.S., we frequently see native flowering trees (dogwood, redbud, shadblow) growing in beautiful harmony along with the Eastern red cedar, American holly, hemlocks, pines, spruces, and/or firs.

We can, if we know what we are doing, arrange many such compatible groupings as extremely attractive backdrops for the golf green. The evergreens not only create a dark background for the flowers on the deciduous trees but they also give a year-round look of life to those golf courses in the colder climates where winter golf is played.

In fact, the shrewd designer arrives at a pleasing composition by choosing different colors of evergreens. The "greens" of the so-called "evergreens" are not all the same color. Some are almost black when seen from a distance, others are a light green, blue-green, gray-green, and some downright blue. The Blue Atlas Cedar (*Cedrus atlantica* 'Glauca') and Koster's blue spruce (*Picea pungens* 'Kosteri') are two fine examples. They are a bright blue, especially when the new growth is still young.

By adding a selection of deciduous trees to the evergreens, it is easy to see why these plants can be used to make colorful (and ever-changing) compositions just as the artist employs his array of colored paints.

## Structural variety

The many different growth habits or structural differences found in the world of trees also helps in the process of creating a composition of interest and beauty.

## Horizontally Tiered

Prime examples are the horizontally tiered trees such as the various pines, the dogwood trees, and the sourgum (*Nyssa sylvatica*).

## "Needles in the Skyline"

The tall spikes that pierce the skyline rockets on the launching pad are typified by the cryptomerias, arborvitaes, the upright junipers, and many fastigiate forms of a dozen or more deciduous trees.

## Weepers

The graceful weeping branches of many willows, cherries, weeping beeches, etc., etc., add still another effect to the completed composition.



## Geometric forms

Then there are the trees that grow naturally into very rigid geometric shapes such as pyramids, upright rectangles, round crowned trees, "lollipops," and the multistemmed (trunks) of the "see-through" type.

## Picturesque

Add to these forms, the picturesque habits of such items as the Japanese black pine (*Pinus thunbergiana*), maidenhair tree (*Ginkgo biloba*), Monterey cypress (*Cupressus macrocarpa*) and the "artist" now has many colors of "paints" go work with while he mentally creates an enduring "canvas" that will never look the same from year to year.

There should be a perfect balance of color, form, height, depth and texture, in each background planting. Fortunately, no two will ever have to be identical.

If at all possible, these plantings should blend in with and echo the rest of the trees on and around the course. However, occasionally, for a dramatic effect, an "outsider," so to speak, is used to catch the viewer's attention. This would be a focal point. The most recent addition to such a list is the dawn redwood (*Metasequoia glyptostroboides*). Here we have a living fossil (ginkgo is one too) that seems to be perfectly at home in many of our 48 states. It grows very rapidly, is an "accent" plant, bends to the breezes, has very refined foliage, good fall color, and when it loses its leaves, exposes an interesting branching habit. With such variety at our disposal, there is no end to the individuality that can be built into these background plantings.

## Balance the picture on sloped terrain

Frequently, on hilly land, we see a green located on a hillside. The lay of the land is such that there is high land to one side of the green as we approach it, and a steep dropoff to low land on the other side. It looks to be off balance. By a judicious selection of trees, the designer can offset this uphill, downhill appearance and when the trees mature, much of the feeling of an imbalance will have disappeared.

Simply place taller growing forms on the lower side and use low growing, almost mound form on the high side. This would be a great situation wherein we could employ the dawn redwood and spruces and other tall, narrow types on the low side. Use medium height trees in the rear and then try items such as dogwood, hawthorns, and Japanese snowbells (*Styrax japonica*) on the high land.



Sometimes only one large specimen on the low side will create a feeling of balance.

## Keep the golfer in mind

Great care must be taken when creating these background plantings. (They really should be called "setting" plantings since very often they also include the two side areas as well as the rear area.) Try **never** to use plants whose beauty depends upon the lower branches touching the ground, such as a beech tree, spruce, or fir tree. This would be unfair to the golfer whose ball missed the green and rolled under such a plant. If the space is rather tight around the green then make certain that all trees are of such nature that a ball could be punched or rolled back onto some part of the green in a stroke.

Another danger in placing trees too close to the putting surface is that of root systems growing into the green itself in "search" of water and nutrients. So keep your distance. If the space is not there, maybe a planting that's actually a part of another golf hole could be made to **appear** to be the backdrop for such a green. With sound horticultural knowledge, and understanding of the game of golf, and a good imagination, almost any landscape problem can be solved in a satisfactory manner.

## Shadows

Speaking of imagination brings us to the next thought concerning these green plantings, namely, shadows. The long, graceful shadows cast by tall, narrow trees early in the morning and then again at the end of the day very often are the result of some of the finest type of creative thinking of the landscape architect. By taking into account the points of the compass, very often this most refined touch in landscape design can be applied to

certain golf greens. It is best used when the green becomes visible from above. In country where the land forms have provided a pleasant undulation to the fairways, we frequently approach the green from a considerably higher elevation. Those are the greens that can be dramatically beautiful when the long, narrow, shadows lay upon the green. Try it. You'll be amazed at the result.

## Safety too

The plantings around the greens also add a margin of safety to the golfers in many instances. Almost every course, no matter what the acreage is, usually has at least one tight spot between green and tee or tee and green. Often parts of three or four holes are exposed around a green and these plantings can serve several purposes under such circumstances.

## Shrubs not good

We can almost say **never** use shrubbery as part of a background planting for a green. The exception would be where the shrubs were at least 100 feet beyond the back edge of the green. Just as we caution against the low branched trees, we feel flowering shrubs or needled evergreen shrubs should be banned from any area of play.

## Conversation Piece

We all know that the game of golf can and certainly is played on treeless courses. This, however, is due to the climate in certain parts of the world. We speak here, however, of those courses that are able to successfully support trees with little or no special care. Background plantings are a refinement as well as a playing aid. They add quality to the course, and "finish" an otherwise well-landscaped hole. If **very** well landscaped, they can be a "conversation piece." (See Sketch #3 — an ideal green background at maturity.)

# Because the job demands success...



Because the job demands success, The Andersons has devoted 10 years to developing and refining our Tee-Time professional turf-care products. We have now established a network of qualified distributors and can make available to you the quality products we've been supplying to a limited market for many years.

The Andersons is a diversified agri-business committed to product quality and service.

Our company has enjoyed continuous growth in each of our divisions, accompanied by a widespread reputation for reliability, applied research, and technical innovation. Today we are the nation's sixth largest manufacturer of turf-care fertilizer products.

You can switch to The Andersons' products with confidence. If you are a professional turf manager, you're going to be very pleased with

the success you can achieve with our diverse line. We supply more than 20 products which can be selectively combined according to your particular needs to produce maximum results.

Our distributors, backed by our extensive technical knowledge, are qualified to assist you in tailoring your programs. Ask if your present supplier carries The Andersons Tee-Time products. If not, call us toll-free or write and

we'll give you the name of your nearest distributor. You'll be glad you did. Distributor inquiries welcomed.

**the professional's partner**

**The Andersons**

Lawn Fertilizer Division  
P.O. Box 119  
Maumee, Ohio 43537  
Ohio—800-472-3220  
Outside Ohio—  
800-537-3370



Who's Liable? from page 22

These cases were decided solely on the basis of foreseeability, meaning that the only factor the judges considered was whether the situations causing the accidents being litigated could have been foreseen as dangerous. Furthermore, past distinctions among the types of injured parties—whether invitees, guests or trespassers—were called antiquated in both decisions. This all leads to the point that anyone injured on the golf course can now sue you more easily.

Let's take a closer look at what was ruled in both of these top cases. And keep in mind the four situations presented to you, the basic question always being: "Was the danger foreseeable?"

In the first case of Roulmaldo Martinez, the court said: "Since the injury resulted from an artificial, dangerous condition on the defendant's property, the decisive issue was the foreseeability of the injury. Under the facts of this case, the duty owed to the plaintiff could be correlated to the risk of harm reasonably perceived, regardless of status, whether that of

trespasser, licensee or invitee in the traditional sense. "Notice that the court made no distinction between a trespasser and the two other classifications.

In the second case, Scurti, the court reinforced the previous decision: "... the liability of landowners to one injured on their property should be governed not by the ancient and antiquated distinction between trespasser, licensee and invitees but rather by the standard applicable to negligence cases generally, i.e. the standard of reasonable care under the circumstances whereby foreseeability shall be a measure of liability."

And in the latest case on the matter, O'Connor, "the finding that the infant was a trespasser, plaintiffs reason, does not preclude recovery in the present action in light of the abolition in 1976 of the distinction among trespassers, licensees and invitees as the determining factor in defining a landowner's duty of care. A single standard of reasonable care under the circumstances was adopted, with foreseeability as the touchstone for liability." Under these circumstances, how can you protect

the office the child goes with you. You can send an employee out to look for it. Or the child says, "I am looking for my father." "What is his name?" is your answer. Then check out the list of names on the playing schedule for the day.

---

**Do not allow anyone trespassing on the golf course grounds to continue on by him/herself.**

---

It is my personal opinion that a warning alone has no effect. You notify the parent by phone or registered letter. You also notify the police department of what happened. You are not a bit hard-hearted. Just remember the big verdict that can be handed down in a case of lawsuit.

What goes for a child also goes for an adult you may find wandering over the golf course. Out goes said individual. But how did they get in the first place? I have surveyed various golf courses and the methods taken to protect the golf course are almost nil. You may have to consider the use of a private security guard to make the rounds.

What has been left, lost, or accidentally dropped on a golf course can create a hazard resulting in an injury to a player who has been legally on the golf course. That means you need a check up before the course opens, when it is closed, and even while players are on it.

---

**Can a kid climb over your fence? Or under it? You may have to consider an electronic warning system.**

---

Go over the fences. They may need repair. Can a kid climb over the fence? Or under it? You may have to consider an electronic warning system that will notify the office in case the security of a fence is breached.

One setup to protect yourself is as follows: All people who have business with you should meet you in your office. The business is then normally transacted there. That keeps them off the golf course. And thus reduces the chances of an injury.

Now is the time to go over the liability policy the golf course owner or manager has. Have your lawyer read it carefully and tell you if you need: a) A larger liability coverage. b) A more comprehensive coverage for every type of accident. **GB**

---


**The basic question is was the danger foreseeable? Being a trespasser may not be significant.**

---

yourself from liability? In a lawsuit, the test of foreseeability would probably be something like this: What could you have reasonably expected to happen, so that you could prevent the accident? That means that you should thoroughly go over the golf course for conditions that could result in accidents. Then you can take the steps necessary to eliminate any hazards that exist.

Start with the sad, but true fact of life: A golf course somehow becomes attractive to a lot of kids. They may even look for "lost" golf balls to play with or to resell. I regret to tell you that in most of the golf courses I visited, it was easy for the trespasser to get onto it.

Post a 'No Trespassing' sign in your parking lot as well as around the outside, and even the inside of the golf course. Do not allow any child you pick up on the golf course to continue by himself. Regardless of the excuse given: "We kicked our football over the fence. I am looking for it." Back to



**The QUALITY STANDARD of the INDUSTRY!**

**Saves Time!**

**Increases Profits!**

The BEST quality all-purpose self-contained golf ball dispenser on the market. Automatically washes, counts, stores and dispenses balls into baskets for customers. Coin, token or remote control operation. Always on the job!

**CALL or WRITE!**

Get details and literature of Ball-O-Matic and Bucket Boy dispensers, they pay for themselves!

(219) 234-0075

**TEUTONIX INC.**

P.O. Box 1895  
South Bend, IN 46634

Write 113 on reader service card

# Classified

## CLASSIFIED CLOSING DATES:

January issue closes December 5  
 February issue closes January 9  
 March issue closes February 6  
 April issue closes March 9  
 May issue closes April 8

When answering ads where box number only is given, please address as follows: Box number, % Golf Business, Dorothy Lowe, Box 6951, Cleveland, Ohio 44101. Rates: All classifications 65¢ per word. Box numbers add \$1 for mailing. All classified ads must be accompanied by cash or money order covering full payment. Mail ad copy to Dorothy Lowe, Golf Business, Box 6951, Cleveland, Ohio 44101.

## BUSINESS OPPORTUNITIES

**WANT TO BUY OR SELL** a golf course? Exclusively golf course transaction and appraisals. Ask for our catalog. McKay Golf & Country Club Properties, 15553 N. East Street, Lansing, Michigan 48906. Phone 517 484-7726.

**27 HOLE GOLF COURSE** east Pennsylvania, clubhouse plus extra ground and stone home. Super development potential. Brochure: Harlan C. Williams Co., P.O. Box 119, Newark, Delaware 19711. 302 368-8734.

## USED EQUIPMENT

**USED GOLF CARS FOR SALE.** 3 and 4 wheel, gas or electric, any make or model. Best prices. Will deliver in quantities of 10 or 20 per load. Call us now for your immediate or future requirements. Mid-Atlantic Equipment Corp., 420 Penn Street, Spring City, PA 19475. 215 948-5205.

**USED GOLF CARS**—Harley-Davidson gas 3 wheel, 1973 thru 1978. Quantities, prices and years will vary, but usually a large supply to choose from. Boylan Leasing, Inc., 607 N. Main, Plainwell, MI 49080. 616 685-6828.

**VERTICUTTER**, not used very much, for sale. Has not been used for a year since we closed Par 3. Make offer. WFTW Radio, Box 10, Ft. Walton Beach, Fla. 32549.

## MISCELLANEOUS

**BALL BARRIER NETTING:** GF/2—made of olefin fibers. 6½ feet and 25 feet high. Strong and tough. Will not rust. Easy to handle. For driving ranges and golf courses. Keep golf balls from straying off-course. J. A. Cissel Co., Inc., P.O. Box 339, Farmingdale, NJ 07727. 800 631-2234.

**RAILROAD CROSSTIES** — 200 to 2,000,000. Special: 10,000 rustic hand-hewn oak, etc. \$3.50 each F.O.B. W. Va., (\$6.00 or less delivered eastern U.S. shipped by flatcar including FLA). Mark Acaley Assoc., 685 Acorn Street, Merritt Island, FLA 32952. 305 453-1598.

## POSITION WANTED

**POSITION WANTED:** Golf or country club manager or pro-manager. 2½ years golf facility manager. 20 years military management, administration. Bachelor degree. October graduate San Diego Golf Academy, a two-year Golf Complex Mgmt. School. Seasonal clubs considered. Box 224, Golf Business, Box 6951, Cleveland, Ohio 44101

or phone 714 566-8622 for resumé.

**GOLF COURSE SUPERINTENDENT** available immediately. Experienced in all phases of golf course maintenance. Young, married and a father. Will relocate. Twelve years experience. Resume/interview upon request. Box 227, Golf Business, Box 6951, Cleveland, Ohio 44101.

**GOLF POSITION WANTED** PGA member 25 years, also experienced superintendent, and manager, responsible businessman and promoter of golf. Available for 1981 season. Box 221, Golf Business, Box 6951, Cleveland, Ohio 44101.

## HELP WANTED

**ADVERTISING SALES POSITION AVAILABLE** — Pest Control magazine is seeking an aggressive individual with experience in and commitment to the pest control industry, midwest territory. Motivation, creativity and marketing ability a must. Space sales experience desirable but not required. Salary plus commission, all expenses and a good benefit program. Reply to: Cheryl C. Lyons, The Harvest Publishing Co., 757 3rd Ave., New York, NY 10017. An equal opportunity employer.

**ASSISTANT GOLF PROFESSIONAL** needed to handle golf car, bag room and range operations with some pro shop duties also. No experience needed but with a desire to get into golf business as a career. Ages 20 to 23 preferred. Country Club located in the Baltimore/Washington area. Call and send resume with picture if possible to George A. Jakovics, 414 Hucknall Court, Severna Park, Maryland 21146. 301 647-5043 or 301 987-9781.

**GREENSKEEPER** — Public golf course northern Ohio. Career position available for experienced person with golf course background. Must have high standards and good management ability. Salary open. Send resume to Box 225, Golf Business, Box 6951, Cleveland, Ohio 44101.

**CHALLENGING CAREER** — Above average pay. Two-year Associate in Applied Science degree in Golf Course Operations/Landscape Technology. Financial assistance available. Write Western Texas College, Snyder, TX 79549. 915 573-8511.

**GOLF PROFESSIONAL TO DEVELOP** sales and teaching at new golf center. Salary, benefits, percentage. Resume to Box 226, Golf Business, Box 6951, Cleveland, Ohio 44101.

**MANUFACTURER OF REPLACEMENT SEATING** wants reps, calling on golf courses. Highest commission. Contact Grand Rock Co., Inc., 7520 Clover Avenue, Mentor, Ohio 44060. Phone 216 951-1967.

## Golf Business

### ADVERTISING SALES OFFICES

**ATLANTA:** 3091 Maple Dr., Ste. 312, Atlanta, GA 30305 (phone 404/233-1817)

**JAMES R. BROOKS**  
National sales manager

**BOB BEAVERS**  
Northeastern manager

**SEATTLE:** 1333 NW. Norcross  
Seattle, WA 98177 (phone 206/363-2864)

**ROBERT A. MIEROW**  
Northwestern manager

# Viewpoint

Superintendents are not merely gardeners for large pieces of real estate. Responsibility is to the game of golf as a businessman. I have talked with several of these businessmen during the past two weeks, who are struggling to keep local superintendent organizations alive. They believe that getting together and discussing common problems will lead to solutions and that an official organization will give a professional image. Discussion of what golfers like at various courses can lead to adaptation at all courses, can lead to pride in the area as a golfers' haven, can lead to a lot of talk about golf in the area, can lead to a lot of new golfers in the area.

New golfers are extremely important to superintendents. Granted, new courses are still being built, but the numbers are beginning to taper off. Competition for jobs is going to become even stiffer. And when it comes time to polish up the resume, it helps to be able to say "I've been a member of my turf association for x number of years, have served on such and such committees." In other words, you've been involved and have a visible expression showing that you care.

Contrast that with only being able to say "I'm not a member of any organization, don't go to conferences, and don't really do much of anything to better myself, but hey!, I mean, I've got a lot of experience."

The past experience can provide useful reference for dealing with the present or future, but it won't be done as efficiently if you don't know what the most efficient, up-to-date method is.

Being involved takes time and costs some, but it's a form of insurance.

*Lon Morris*

## Ad index

AMF Harley-Davidson.....	Cover 3
C.I.L. Inc.....	Cover 4
Club Car, Inc.....	24,25
Cushman Turf.....	12,13,20
Ditch Witch Equipment.....	23
Eagle Vehicles, Inc.....	29
The Anderson Co.....	10
Melex USA, Inc.....	16,17
Monsanto.....	15
Polaris E-Z-Go.....	Cover 2,3
Safe-T-Lawn, Inc.....	6
Teutonix, Inc.....	28
Toro.....	4
Yamaha Motor Corp.....	9