

ficers and encourage them to check out anyone they may see. Tell them, also, when a vehicle will be parked overnight in the parking lot because of car trouble or any other reason. If you do not, they may become accustomed to cars in the lot and overlook an intruder.

Most law enforcement agencies are beginning to place more emphasis on crime prevention. If your local department has a crime prevention unit, it can be a source of assistance for your prevention needs. Give them a call and let them do a security survey of your operation.

One of the items they will surely mention is good lighting. Not only does good lighting cut down on burglaries, but it also lessens the amount of vandalism. The clubhouse, maintenance buildings, and parking lots should all be lighted as should any other trouble spots. Lights themselves can be damaged by rocks, slingshots, and pellet guns. These can be protected by using screening or by substituting durable plastic for the glass.

Next to turf damage, the greatest amount of dollar loss occurs to equipment left sitting out either at night, during the off season, or in a remote area of the course. Construction and maintenance equipment is just too inviting to be left sitting out. Have your employees take those few extra minutes at the end of the day to put their equipment away. If you have no facilities for storing a piece of heavy equipment, at least park it in a well-lit area. Attention should not only be given to large equipment. A sand rake or shovel left lying about can turn into a tool of destruction when applied to a green.

When vandalism does occur, and it will no matter how many precautions you take, there are several steps that you should follow. First of all, you should notify the police. Even if you are not going to make an insurance claim or even if you do not want to make an official report, still notify them. They can't help you with prevention unless they know there is a problem. Secondly, repair the damage as quickly as possible. Not only will this maintain the neat appearance of your facilities, but damage left unrepaired often fosters further

destruction. Third, try to analyze the vandalism. Analyze it not so much as to what motivated the vandals (the experts can't even do that), but as to what you could have done to reduce the risk.

Ask yourself these questions: How was the damage done? How did they gain access? Was the area well lit? Could the damaged property have been constructed so as to resist this damage? When you have the answers to these questions then take steps to prevent the recurrence of the same type of destruction.

Who's responsible for what?

It is important to have someone associated with the management of the golf course directly responsible for this analysis of damage and for the prevention of all vandalism. If responsibility is not fixed, it probably won't get done. The same person can be responsible for other types of security and prevention of other kinds of crime such as burglary. Unless your problem is extensive, this does not need to be a full-time position. It can be assigned as additional duties for one of the present management staff. The following are some specific vandalism prevention areas for your new security specialist to look at in addition to those previously mentioned:

Drinking fountains. Outdoor drinking fountains should be metal and not ceramic.

Flags. Golf course flags are a favorite room decoration. A determined thief will obtain even the most securely fastened flag, but a spur-of-the-moment thief can be deterred by a securely fastened and difficult-to-remove flag. Some golf course operators have found it necessary to remove the flags and poles each night. They should definitely be removed during any extended period when the course is closed.

Golf ball washers. These should be securely fastened to a fixed object and not placed in remote areas of the course.

Golf cars. These should be placed in-

side at night. During playing hours unused cars should be parked within sight of an employee. Keep the keys in the building and not in the cars.

Gratings. Drainage gratings should be secured so that they cannot be lifted out without a special tool or key. This will prevent not only damage or loss of the grating but prevent drains from being stopped up. It may also prevent a law suit resulting from someone stepping into an open drain.

Ground lights. These should be cast iron and securely anchored in cement.


Rain spouts and exposed water pipe. These should be cast iron instead of asbestos or plastic. Better yet, they can be concealed within the building's construction or buried beneath the ground.

Roofs. Access to roofs should be limited. Check all buildings to see if flower bed walls, entranceway covers, or other features make it easy to climb onto the roof. Many times material stored next to the maintenance building makes for easy access to that roof.

Signs. The closer to the ground the sign, the more damage that will occur. Durable plastic or vandal proof glass is preferable to regular glass. If applied letters are used they should be securely anchored or placed flush with the wall or material on which they are mounted.

Tee benches. Tee benches should be securely anchored in cement or of sufficient weight to resist movement.

Trees. New plantings of young trees are particularly susceptible to vandalism. They should be supported by a sturdy post that reaches at least to the top of the small tree. The more mature a tree is when planted, the less likely it is to be damaged. □



Remodeling: blueprint for better play (Part 2)

by Michael J. Hurdzan, Ph.D.,
and Jack Kidwell

A philosopher once made the statement that "all things in life are in the process of either growing or dying." This holds true for a golf course too, for the golf course is not a series of earth sculptures frozen in time. Rather it is a dynamic system of live and changing elements, such as the natural succession of trees, the meandering of streams, and the encroachment of vegetation into sand-traps.

These natural changes on a golf course are further confounded by artificial changes in golf course use and maintenance. Never before have courses experienced such large volumes of players, the traffic of golf cars and their associated problems, the need to speed play, the requirement to reduce maintenance costs, and the need to adapt to the skills and equipment of the modern golfer. Subsequently the older the golf course, the more likely is the need to adapt to these pressures and be rejuvenated — or else to give way to more functional facilities. Thus change in a golf course is inevitable, but it need not be undirected or without proper planning.

Pick a pro

All improvement planning must be done by those who have the professional expertise and experience to maximize the time and money allocated for such improvements. This is more important now than it was even 4 or 5 years ago, for several reasons. First, the cost of construction has risen to over \$30,000 per hole and the cost to rebuild just one green is close to \$15,000. With such large expenditures probable, it is a false economy to save a professional's fee and risk such large sums of money. This point is best illustrated by the next reason for

retaining a competent golf course architect: that is, the technical sophistication of current construction methods.

Not long ago we visited a country club that at one time was forced to use 16 temporary greens due to turf failure on their regular greens only a few years after spending over \$300,000 in remodeling. Upon careful analysis we found that those responsible for the quality control of the improvement program did not understand the theory, principle, or limitation of materials of the USGA green. Thus in order to keep their greens, they have had to limit their use and employ more hand labor for maintenance, while living with the constant threat of total loss of turf at any time. The only solution this club has is to rebuild the greens again, this time employing a competent golf architect to plan and inspect the construction.

The hiring of an outside golf consultant also allows the course to be viewed impartially and objectively. If improvements to courses are based on the greens committees' personal opinions and prejudice, we have a classic case of the horse designed by a committee that ends up being a camel. Further, with each change of the board you have a change in "what the golf course needs." Any improvement program that must run one or more

Dr. Mike Hurdzan and Jack Kidwell are partners in Kidwell and Hurdzan, Inc., golf course architects and consultants. Hurdzan has worked at all phases of greenskeeping, from laborer to superintendent; he holds bachelor's, master's, and doctorate degrees in turfgrass physiology and management. Kidwell has owned a golf course and was a golf superintendent and a Class A PGA professional; he has been a golf course architect for 20 years. Both are members of the American Society of Golf Course Architects.

years must have a thread of continuity that keeps the progress moving in one direction.

Lastly, any improvement to a course should be based on accepted design standards to avoid possible legal complications later. Currently our country is experiencing a mentality that says "sue the bastards," and even if you are right you must stand the cost of legal fees and social embarrassment. This is especially true if improvements to a course cause changes in play patterns. We have on numerous occasions seen new greens, built at the direction of an unaided greens committee, in locations that subject players to unnecessary danger from golf balls played from adjacent holes. This could be considered negligence in design and the club could be found guilty and liable for constructing a dangerous situation.

But legal actions are not confined to such large renovations. We are aware of cases where injuries from improperly set sprinkler heads and poorly placed golf car paths have caused court decisions. With such an aggressive legal climate, only an experienced professional golf course planner should be charged with any sizable improvement program. However, there are instances when even the professional golf course planner cannot totally eliminate congested play areas due to limited acreage, harsh topography, and/or irregularly shaped parcels of ground.

Proceed with planning

It is intuitive that not all golf course architects, of which there may be as many as 250, will have the same approach to an improvement plan or study. Therefore this professional should be very carefully selected, so that the long-range objectives of the club are fulfilled. The golf course

Make your ponds look better. And maybe smell better.



If the ponds on your golf course are unattractive or smelly, and your budget for improvements is limited, don't despair.

With the right Otterbine Spray Sculpture™ floating fountains you may be able to turn your ponds into cleaner-smelling showplaces. Without having to float a big loan.

Dynamic spray displays.

Otterbine floating fountains whirl placid pond water into dynamic, free-standing spray displays that delight the eye. Available Spray Sculpture™ shapes include towering plumes. And low, lacy floral patterns.

Helps control odors beautifully.

Otterbine floating fountains may delight the nose, too. As they beautify

ponds, they help oxygenate and mix their water. This helps control unpleasant odors. And it may keep algal growth under control as well.

No plumbing needed.

Otterbine floating fountains are available in ½, 1, 2, 3 and 5 horsepower sizes. Just tow them into position, moor or anchor them in place, and make electrical connections in accordance with applicable codes. No plumbing is needed.

We want to help.

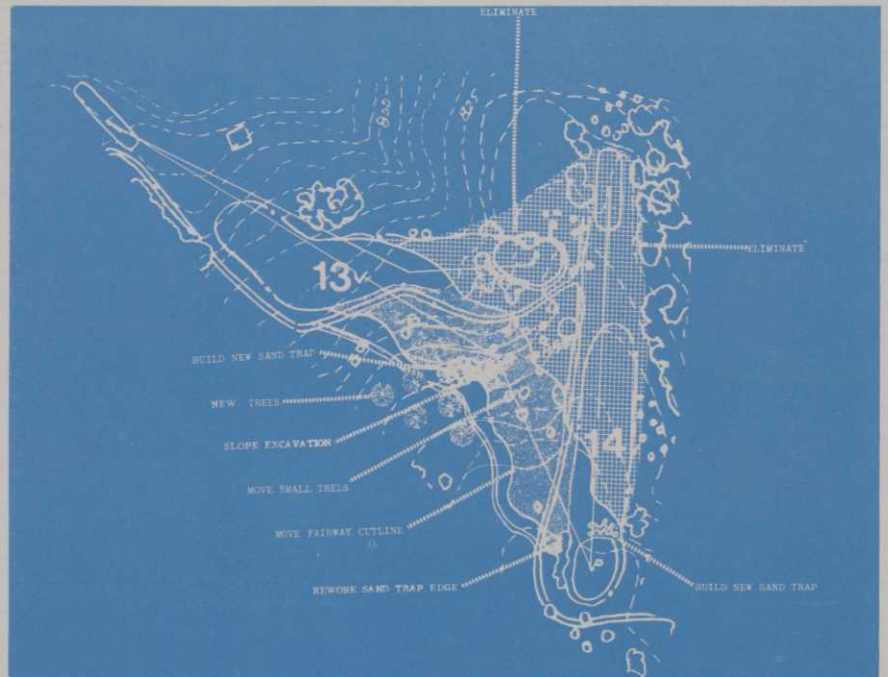
We'll help you or your architect select the right-sized Otterbine floating fountains and the right Spray Sculpture™ shapes for your ponds. Rodale Resources, 576 North Street, Emmaus, PA 18049. Phone: (215) 965-6010.



Improvement planning at Kenwood CC included Ray Dustrade, grounds chairman; Bob Foppe, golf pro; Dr. Mike Hurdzan, golf architect; Don Norris, club manager; and Marion Mendenhall, golf superintendent.



Drawing at right illustrates the proposed change to combine two holes to make one that would be more in character with the rest of the course.



architect should not be selected only on the basis of reputation or the number of advertisements in magazines. Rather the golf architect should be hired on the basis of his past performance with nearby clubs, his personal philosophy of golf, his demonstrated knowledge of technical matters, and his projected schedule of planning and inspection visits. In our opinion, the golf architect should be "local" to the area, so he is accessible to provide maximum inspection of all improvements. The implementation phase of the design process is as important as the planning phase.

Further, the golf course architect should do all planning within the guidelines provided by the improvement committee. This will help insure consistency with the club's goals and objectives. *(The authors refer specifically to private clubs throughout this article, but their comments apply equally to public golf courses. — Ed.)* To properly do this means close liaison with the course superintendent, the golf pro, representative from the improvement committee, and a representative from the women's golf committee. This insures all problem areas are discussed and all golfing factions of the club are involved in the improvement planning. Not only will the needs of the entire club be served, but also this clears the way for ultimate acceptance by the entire membership and greatly improves the chances for implementation.

After the club has interviewed several firms and selected the golf course architect, the process is for the club to provide the architect with a recent, scaled aerial photograph and matching topography. The most inexpensive source of these maps is through the county or state highway department. If these maps are not available,

then new mapping must be done. The cost of this mapping in Ohio for a 150-acre course, drawn with 2-foot contours, at a scale of 1 inch = 200 feet, is about \$2,000, including ground survey of reference points. A contour interval of 2 feet is preferred, but 5-foot maps are acceptable.

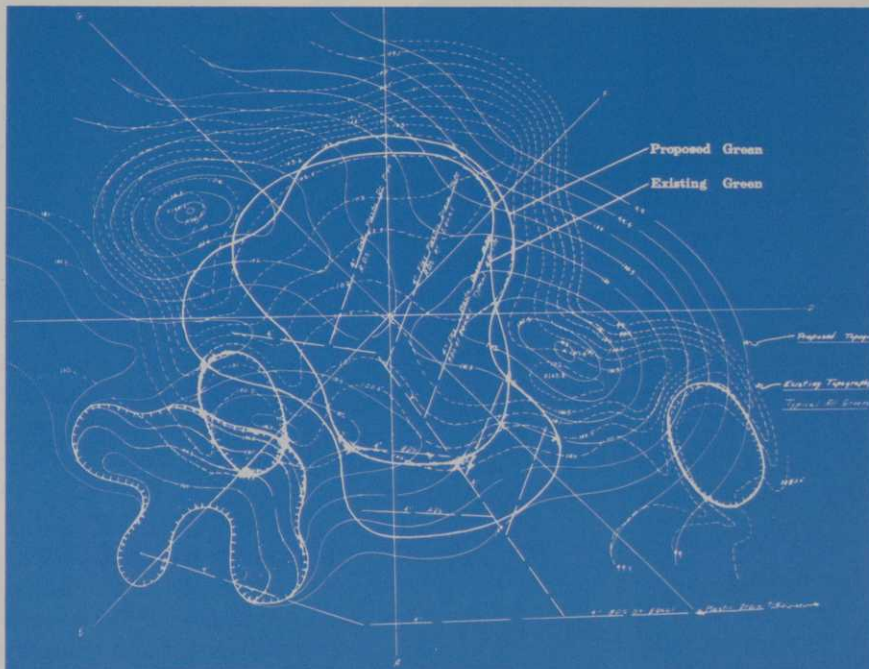
Once the golf architect has these scaled maps, he is ready to analyze the course. He should walk or play each hole, looking at it from many different points, to internalize the conditions faced by golfers of all skill levels and by the golf course superintendent. Once he understands the design intent of the hole, and existing maintenance problems, he begins to evaluate what improvements might be made to solve problems in a manner consistent with the strategy of the hole.

The improvements range from raising, lowering, and realigning tees to eliminating, resculpturing, and building new sandtraps to reshaping or rebuilding greens. After all of these improvements are noted they should then be transferred to a comprehensive map with descriptive annotations. Although not mandatory, these improvements should be further described in larger scale drawings of the individual holes or groups of holes. Finally, the architect should make a list of priorities of work that should be done and also provide a

rough estimate of the cost of these improvements by hole.

The study should then be presented to the improvement committee for comments. These should be evaluated, and any changes made in the drawings. At this point the completed study is ready for presentation to the entire membership. After approval and as money is made available for improvements, the work is predicated on the improvement study and the list of priorities. The best assurance that a club has that such a process will be followed is to vote an amendment into the bylaws at this presentation meeting, requiring any major improvement to be done consistent with the study.

The cost of such a study can be either a flat fee or based on an hourly rate. Since the planning phase is so important, it is good economy not to be overly restrictive on the golf architect's time. An average study will involve 100 to 125 hours of work including meetings, time on the course, travel, design and drafting time, and presentations. It should be noted that these are not construction drawings, but only schematic plans showing relative size, shape, and position of improvements. Before actual construction begins, detailed construction drawings are required, usually covered under a new agreement with the architect.



Working drawing at left, from Miami Shores GC, shows existing and proposed green and sandtrap contours, permitting contractor to bid accurately on the construction.

A case in point

Specifically, how does the golf course architect approach and produce an improvement study? A good example would be the process used at Kenwood Country Club in Cincinnati, Ohio. Kenwood was designed in the late 1920's by William Diddle, an ASGCA member, and was revamped in 1966 by Diddle to allow for construction of an interstate highway. The club has two 18-hole courses: Kenview, which plays to a middle distance of 6062 yards, and Kendale, which plays to 6592 yards. The club has a lovely clubhouse and provides for swimming and tennis as well. The board of governors realized that the club needed a long-range improvement plan and surveyed the entire membership to find what improvements were wanted most. Results of this mail survey indicated a strong need to reallocate space within the clubhouse and to improve certain features of the golf course — more specifically, the sandtraps.

The improvement committee interviewed many consultants and selected Kidwell and Hurdzan, Inc., to evaluate the golf course. (Although the completed study has not been approved at this writing, the following specifics have been reviewed by the planning committee.)

At Kenwood the basic golf course design was sound, so the courses had good rhythm, flow, and balance and there were no obviously unsafe areas, so no major rerouting of the golf course was necessary. In one instance, however, the architects felt that a very short par 4 and a very long par 3 could be combined using the par 4 tee and the par 3 green to form a new par 4 that was more in character with the rest of the golf course.

This left a deficit of one par 3, which called for building a new hole by using an abandoned green and building a new lake, tee and sandtraps. This improvement called for earthmoving, irrigation relocation, building of golf features, moving of trees, and reshaping of fairways — all of which could be done without halting play on the course. This is not always possible, however, and some disruption of play is normally unavoidable.

Another suggested improvement to Kenwood was an attempt to transform a pleasant, but short, par 3 into a more exacting test of golf consistent with the aura of the Kendale course. The 14th hole is a 112-yard par 3 protected in front of the green by a large sandtrap with two pot traps behind the green. As with most par 3's, the tee for the 14th is much too small for the use it receives. The architects saw that the landform in front of the green was gentle enough to permit a pond to be excavated below existing grade. This meant that little spoil from this excavation would be needed for the levee of the pond, and most of the spoil could be used to enlarge the tee and rebuild the sandtraps to the rear of the green. This would still leave enough fill material for construction on other parts of the course.

This illustrates another point as well: most improvements to a very old course are to soften or enlarge golf features such as sandtraps, tees, or greens, and this requires fill material. The reason for the abrupt form of these features in the initial construction was that prior to World War II, most earthmoving was done by crude, low-capacity earthmovers or teams of horses or mules. In Kenwood's case, as many as 100 teams of horses were

used to build the course, and the construction notes said to "dig the pot traps as deep as the horses can cut" and the slopes were to be "as steep as the horses can pull." In those days less thought was given to long gentle slopes, because earth was so hard to move and usually only hand labor was used for maintenance. Today, however, the need to cut labor costs by using large, multi-unit riding mowing equipment requires that out slopes be gentle. Also, gentle out slopes appear more natural. So to improve old facilities requires that additional fill must be used to soften and enlarge. For the most economical construction, fill ideally should come from another improvement project such as a pond excavation or a hill cut.

As mentioned earlier, an improvement study only shows the relative location, size, and shape of the suggested improvement and is not sufficiently detailed to permit actual construction. Construction drawings are usually covered under a separate agreement with the golf course architect.

The next step

An example of the kind of construction drawings needed is shown by those for the new greens planned for Miami Shore Golf Course in Troy, Ohio. This course was designed in 1947 by Donald Ross and reflects much of Ross' style of pot traps and steep banks when initial construction money was low. For the amount of play this public course receives, the greens are too small, poorly drained, and costly to maintain. The Troy Recreation Committee wisely decided to rebuild the greens by putting them out for competitive bidding.

To develop construction drawings requires the architect to first measure and draw the contours of the existing green at the lowest scale possible (one foot is preferred). Then with this map of the existing green, the new green is designed over it. These drawings are accompanied by 30 to 40 pages of written specifications, so no mistakes will be made in the rebuilding process. As one can imagine, much time is required using this method, but it is the most accurate method. Another alternative is to simply bulldoze the old

“The job of inspection must lie clearly with the golf course architect. He should assume blame for poor implementation.”

green away and build a new green in its place, but this too requires detailed drawings and specifications.

Detailed drawings and specifications permit the contractor to bid intelligently and more competitively, for all elements of construction are fully defined — so there is little guessing about labor and materials needed. To build a green or golf course with only routing plans or a rough drawing is like building a house with only a floor plan. It can be and is done, but it usually forces the contractor to overestimate his projected cost because he can not accurately define and estimate the extent of his problems and liability. Further, he may not be able to get performance bonding, for the same reasons. The point should again be strongly expressed that close inspection of the work while in progress determines the ultimate success of the improvement.

The most sophisticated and detailed construction drawings, if improperly interpreted by inexperienced people, have the same affect as a great piece of music played by people who cannot read music. To have drawings and simply say that the golf course superintendent can supervise and inspect this work is at best naive. Not only are entirely different skills required for new construction as opposed to continual maintenance, but that time period in the fall when construction should take place is when the superintendent has the least time and help.

We also consider it grossly unfair for an improvement committee to force a superintendent to be responsible for construction work. For if all works well, then it is expected and little thanks is given — if not, the superintendent must bear the blame and perhaps lose his reputation or job.

The job of inspection must lie clearly with the golf course architect, and he alone should assume the blame for poor implementation. But no matter who is charged with inspection, there are times when mitigating circumstances result in a less than inspiring product. This is because most improvements are done in the fall (after Labor Day) when the golf season is over, the temperatures are conducive to good grass establishment, and the probability of violent convective

thundershowers that cause wholesale erosion is lessened. But also the actual construction time is prostituted to the vicissitudes of the weather, and an extremely wet or cold fall will turn a simple project into a survival race with a rapidly vanishing growing season.

A reverence for history

Returning to the subject of old construction and design, it should be noted that no one respects the work of past masters of golf course design more than does the modern golf architect. The profession of golf course architecture dates back to the late 1800's and is steeped in its heritage — as attested by the symbolic blazer worn by members of The American Society of Golf Course Architects. This blazer is a red, Scottish plaid of the Ross Clan in honor of Donald Ross, the father of golf architecture in America. So it is with great reverence that the modern golf architect evaluates work of his predecessors when improvement studies are made.

It should be equally stated that not all past golf architects were worth their salt, and that not all golf courses are good simply because they are old. But when examining a piece of good, old work, the modern golf course designer is careful to preserve as much of the character of the existing course as is practical and compatible with modern design requirements and limitations.

So often when we visit golf clubs that recognize the need for improvement, we are made aware that this is a “Tillinghast golf course,” or a “Ross course,” or a “Toomey and Flynn project.” The implied, if not stated, inference is that “we don't want you to butcher up this historic design with a lot of that modern stuff.” But one must realize that the *form* of all things in nature is a result of the *function* that they must serve. Darwin's Theory of Natural Selection is based on the supposition that those biological systems that are most adaptable to changing conditions will have the greatest chance of survival. A golf course is a biological system that must adapt to changes as well.

Some early designers, either by foresight or fortune, had a design philosophy that was adaptable enough to

fit even current conditions of use and maintenance which dictate our “modern look.” Scientific research since the late 1940's has shown us the requirement for high percolation rate, amended soils, greens. Records indicate that in 1916 when Donald Ross built Scioto Country Club in Columbus, Ohio, he used a textural barrier system of greens construction that is very similar to modern USGA greens construction. Also in 1916, a man by the name of Taylor patented a method of greens construction that is nearly identical to PURR-WICK construction. But these installations were designed to conserve water because irrigation systems produced only 20 to 30 gallons per minute, and all the watering was done by hand with a hose. Our modern systems are now usually 1000 gallons per minute with from three to five automatic sprinkler heads around a green. Unless the surface and subsurface drainage and the texture of the green's soil is able to handle this large volume of water, the grass may be overwatered and the soil compacted — resulting in a weak turf stand that is subject to loss. The old style of punch bowl greens that drained all surface water to the middle and out the front of the green has been replaced by the modern-looking green that drains surface water in many directions.

Similar points could be made regarding the advancements in chemical use, weed control, and power equipment and how a green must adapt in order to endure.

So when a competent golf course architect begins a program of improvement, he is equally aware of the nostalgia that the old course evokes as well as what must be done to keep good turf under modern maintenance regimes.

It has always been our personal feeling that if the old golf architects were around today that they would understand and approve any changes we suggest in their original design because these changes are based in scientific fact and not just personal fancy. But even in areas of personal fancy, such as sandtrap design, we believe that these men would perhaps make the exact same changes given our current trends in aesthetic and fashionable design. □



GCSAA 49th International Turfgrass CONFERENCE AND SHOW

February 12-17, 1978

San Antonio, Texas

"ECONOMY THRU IDEAS" is the theme for the premier turfgrass industry conference and show, sponsored by the Golf Course Superintendents Association of America. As the only national turfgrass conference and show, this is a once-a-year opportunity for turfgrass managers, educators and industry representatives to learn about and to share the latest ideas and developments in turfgrass management,

services and equipment. Exhibits featuring new products for the turf industry will be open February 14-16; the conference will be in session February 12-17. This is the place for you to capture dollar-saving ideas and to meet the other people from across the nation who make the turfgrass industry dynamic. See you in San Antonio in '78.

Conference Highlights

- *preconference seminars*
- *certification examination*
- *general education sessions*
- *special interest assemblies*
- *turfgrass industry show*
- *annual meeting and election*
- *golf course tour*
- *ladies' program*
- *social events*

Brochures and registration materials for GCSAA's 49th International Turfgrass Conference and Show will be mailed to all GCSAA members October 1. Others may use the coupon below to request the materials.

Send 1978 GCSAA Conference and Show materials to:
(Companies check here for
exhibitor information _____)

_____ name

_____ address

_____ city _____ state _____ zip

_____ club/firm

Mail this coupon to: GCSAA Headquarters,
1617 St. Andrews Drive, Lawrence, Kansas 66044

Coming events

NOVEMBER

- 7**—NRA seminar, controlling food cost, Sheraton Inn Airport, San Diego, Calif.
—NRA seminar, improve people relations, Ramada Inn Southwyck, Toledo, Ohio.
- 7-9**—NRA seminar, bar management, Hilton-Airport, Seattle, Wash.
- 8**—NRA seminar, basic supervision II, John Yancy Motor Hotel, Raleigh, N.C.
- 8-9**—11th Annual Clemson Turfgrass Conference, Clemson House Hotel, Clemson, S.C.
- 9**—NRA seminar, controlling labor costs, Friendship International Hotel, Baltimore, Md.
- 9-10**—GCSAA seminar, landscape I, East Lansing, Mich.
- 13-15**—PGA tour school I, Pinehurst, N.C.
- 14**—NRA seminar, controlling food cost, Tallahassee Hilton, Tallahassee, Fla.

- NRA seminar, food merchandising & sales promotion, Registry Hotel, Dallas.
- NRA seminar, improve people relations, Sheraton Plaza Hotel, Chicago.
- 14-16**—N.Y. Turfgrass Association Conference, Albany, N.Y.
- 14-18**—PGA resort pro seminar, Phoenix.
—PGA workshop, club repair & custom fitting, Minneapolis.
- 15**—NRA seminar, basic supervision II, Nassau Inn, Princeton, N.J.
- 16**—NRA seminar, controlling food cost, Kingsley Inn, Bloomfield Hills, Mich.
- 17**—NRA seminar, controlling labor cost, Kahala Hilton, Honolulu.
- 21**—Carolinas PGA, annual meeting, Fayetteville, N.C.
- 29**—NRA seminar, controlling labor cost, Holiday Inn, Bethlehem, Pa.

- 28-30**—NRA seminar, bar management, Royal Sonesta Hotel, New Orleans.
- 28-Dec. 1**—PGA workshop, USGA rules & tournament management, Portland, Oreg.
- 28-Dec. 2**—PGA workshop, club repair & custom fitting, Morgantown, W. Va.

DECEMBER

- 5**—Delaware Turfgrass Conference, Hercules Country Club, Wilmington.
- 6-9**—PGA of America, annual business meeting, Olympic Hotel, Seattle, Wash.
- 12-16**—PGA workshop, club repair & custom fitting, Salt Lake City.

JANUARY


- 3-4**—Tennessee Turfgrass Conference, Music City Rodeway Inn, Nashville.
- 6-9**—PGA workshop, USGA rules & tournament management, Orlando, Fla.
- 8-13**—PGA business school I, Los Angeles.
- 9-13**—PGA private club pro seminar, San Diego.
- 10-11**—48th Annual Michigan Turfgrass Conference, Kellogg Center, Michigan State University, East Lansing.
—Southeastern Pennsylvania Turf School & Trade Show, Westover CC, Jeffersonville.
- 10-12**—16th Annual North Carolina Turfgrass Conference, Wilmington.
- 15-20**—PGA business school II, Albuquerque, N.M.
- 16-19**—Pennsylvania State University Turfgrass Conference, J. Orvis Keller Conference Center, University Park, Pa.
- 17-19**—NRA seminar, bar management, Del Webb's Townhouse, Phoenix.
- 21-24**—PGA workshop, teaching & playing, Orlando, Fla.
- 22-27**—PGA business school II, Callaway Gardens, Ga.
- 23-27**—1st International Conference & Exhibition on Jewish Culinary Art, Jerusalem, Israel.
- 25-26**—14th Annual Northern California Turfgrass & Environmental Landscape Exposition, San Mateo County Fairgrounds, San Mateo.
- 28-31**—PGA Merchandise Show, Walt Disney World, Lake Buena Vista, Fla.
- 29-31**—Southern Turfgrass Conference and Show, Broadwater Beach Hotel, Biloxi-Gulfport, Miss.
- 31-Feb. 4**—PGA workshop, club repair & custom fitting, Orlando, Fla.

FEBRUARY

- 6-8**—NRA seminar, bar management, Sheraton Plaza Hotel, Chicago.
- 6-10**—PGA workshop, club repair & custom fitting, San Antonio, Tex.
—PGA seminar for daily fee facility pros, Sacramento, Calif.

When the going gets tough, BUSHWHACKER gets you going!

Lofted wood distance with lofted iron arc. Handles tough lies other woods and irons can't touch — short and long rough, heavy grass, divots, hard pan and fairway bunkers. Bushwhacker's compact head minimizes the stopping action of grass and weeds. Heavy brass sole plate has downward bulge which nips the ball into straight flight from confined lies. Negotiates trees from short range. Pontoon-shaped skimmers on sole help Bushwhacker flatten grass, glide over sand and maintain alignment at impact. Men's and ladies' models. Ask your pro or contact



Crown Golf, Inc.

1048 East Burgrove Street
Carson, California 90746
(213) 537-6690

Different in a way that makes a difference!

Circle 104 on free information card



Comfort + style for '78

AMF Ben Hogan Co. now offers three lines of sweaters, nine shirt designs, seven slack lines, nine shoe lines, and a wide selection of headwear. Available in even sizes from 30 to 44, the slacks have full Ban-Rol waistband, French fly, full rise and knee, and slightly flared leg; some have a waistband adjustable for half sizes. A wide range of fabrics is available.

Circle 201 on free information card



A quiet utility vehicle

The Quarter Horse, a three-wheeled, multipurpose utility vehicle, is offered by Promark Products of Ohio Corp. with a quiet-operation package for golf course use. The vehicles carry two people and up to 1,000 pounds.

Circle 202 on free information card



Clean mowers or golf cars

Portable high-pressure washers from Jacobsen Manufacturing Co. quickly clean up golf cars or course maintenance equipment—as well as trucks, swimming pools, buildings, and other tough-to-clean things. The washers convert ordinary water pressure to a scouring 500 to 600 pounds per square inch, have chemical proportioning systems for degreasing or sudsing before rinse. Power is by electric motors from 5/8 to 1 horsepower.

Circle 203 on free information card

Advertisers index

AMF Harley-Davidson	20
Advanced Drainage Systems, Inc.	22
Crown Golf	38
Dedoes Industries	41
Golf Course Superintendents Association of America	37
Iberia Earthmoving Service	42
Jacobsen Manufacturing	13
Johns-Manville Club Car	25
Lester Electrical	4
Manhattan Ryegrass Commission	cover 4
Moody Sprinkler Co.	cover 2
Par Aide Products Co.	15
Rodale Resources	33
Taylor-Dunn Mfg. Co.	17
Trojan Battery Co.	cover 3
Welco Carpet Corp.	26-27

NEXT MONTH IN GOLF BUSINESS: forecast for 1978

golf business

ADVERTISING SALES OFFICES

HEADQUARTERS: 9800 Detroit Ave.,
Cleveland, OH 44102 (phone 216/651-5500)
RICHARD J. W. FOSTER
General manager

NEW YORK: 757 Third Ave.,
New York, NY 10017 (phone 212/421-1350)
STEPHEN STONE
Eastern manager

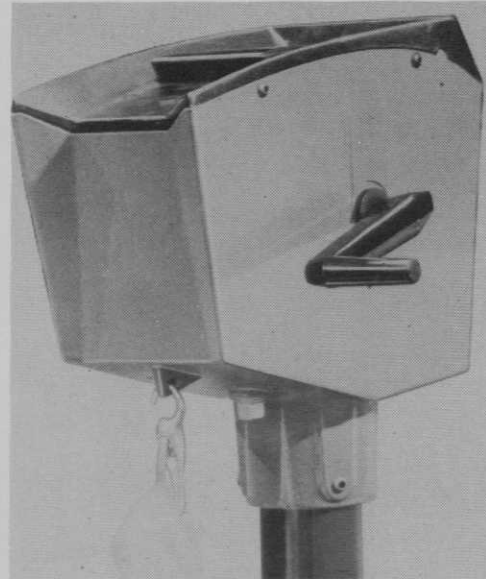
CHICAGO: 333 North Michigan Ave., Room 808
Chicago, IL 60611 (phone 312/236-9425)
JOE GUARISE
Midwestern manager

ATLANTA: 3186 Frontenack Court, NE,
Atlanta, GA 30319 (phone 404/252-4311)
RICHARD GORE
Southern manager

LOS ANGELES: 4311 Wilshire Blvd.,
Los Angeles, CA 90010 (phone 213/933-8408)
JOHN SANDFORD
Western manager

SAN FRANCISCO: 615 Montgomery St.,
San Francisco, CA 94111 (phone 415/982-0110)
ROBERT A. MIEROW
Western manager

Products



Aluminum ball washer

A new ball washer with aluminum console and casing is available from Standard Golf Co. The rustproof Professional unit cleans four balls simultaneously and comes in red, yellow, avocado, blue, orange, and white. It is also offered with a Cyclocase.

Circle 208 on free information card



Aluminum dump bed

OME Inc. is offering its aluminum trailer with a dump bed operated by a 12-volt hydraulic system. There are hinges at the top and bottom of the tailgate, giving the operator two ways to dump the contents.


Circle 207 on free information card

Sauna rooms

A new line of prefabricated sauna rooms which are shipped in modular units and are easy to assemble is now offered by MacLevy Products Corp. PRE-FAB is made with a redwood/plywood interior and luan/mahogany plywood exterior and includes a sauna heater, bucket, ladle, thermometer, door, floor,

benches, ductboards, guard rails, and room light.

Circle 207 on free information card



Log-splitting machine

Logs 26 inches long or less can be split by a new hydraulic machine for Power King tractors, formerly Economy tractors, from Engineering Products Co. The machine can be mounted on a tractor hitch or trailer.

Circle 209 on free information card



Storm shelter

Golfers Haven has designed a shelter made of shatter-proof plastic walls and has placed a grounded lightning rod at the top of a fiberglass roof to protect golfers during lightning storms. Four 10' copper ground wires are installed in each corner. Six persons can fit inside the building.

Circle 206 on free information card