

LOW COST

# RUBBER FLOORING



## Give Your Members the **FINEST** Locker Room Floor . . . at Less than 10c a Day!

FAULCO soft rubber floors satisfy the most exacting members and their guests. They're clean, neat, and luxurious--and add to the comfort and quiet of the clubhouse.

**SPECIAL!**

Top Quality War Surplus  
**COCO MATTING**

Cut to  
Order **69¢** lin. ft.

FULL 37-YD. ROLL **\$32.56**

Natural color, herringbone weave,  
36" wide, finished **BOTH** ends!  
Stands up under cleats, satisfaction  
guaranteed. Order any amount to-  
day---shipped F.O.B. Seattle.

FAULCO forms a soft rubber cushion that relieves tired feet. Yet it's so tough and durable, it gives 10 to 15 years of satisfactory service under spiked shoes!

Tests and past installations prove that FAULCO costs less than 10c a day! No special equipment is needed to maintain it—simple mopping does the job!

20 marbled colors to choose from--*inlaid* colors that last lifetime of floor! FAULCO runners are 16 feet long, come in 18", 24", 30", 36", 48", 60", and 72" widths, all edges beveled. Sheet flooring is 6 x 16 feet.

**EASY TO LAY**--Runners are unrolled and laid into place--no cementing. Sheet flooring fitted wall to wall--cementing operation is simple!

*For Prices and Additional Information, Write or Wire*

## R. D. HURST FLOORING CO.

325 WESTLAKE NORTH

SEATTLE 9, WASHINGTON

# Shot-by-Shot of Open's Triple-Tie in Diagram

By JOSEPH W. DRAGONETTI

Golfers saw something new in tournament coverage in the pages of the Philadelphia (Pa.) Sunday Bulletin after Ben Hogan, Lloyd Mangrum and George Fazio finished in the triple tie for the National Open championship at the Merion CC, Ardmore, on June 10.

A two-page spread of aerial photographs, one of the most unique stunts of its kind ever attempted at a sporting event, showed all 18 holes of the Merion course with the leaders' shots on the final round diagrammed from tee to cup.

The idea behind this unusual layout, which attracted wide interest among golf fans and thousands of spectators at the tournament, was born last summer when The Bulletin used similar aerial photographs and diagrams to show the play of two key holes in the final match of the National Women's Amateur.

The reaction was so favorable that Walter Lister, managing editor, Charles Elfont, picture editor, and Ed Pollock, sports editor, laid plans immediately for the 18-hole coverage of the Open. Lister is an ardent golfer and conceived the idea for the thorough coverage of the Open.

Months of preparation were required for the stunt, waiting for favorable weather to take the aerial photographs.

A week before the Open started, Russell Hamilton, Jr., Bulletin photographer, shot his pictures from a Cub plane, making sure the green of each hole was in the foreground.

Then Charles W. McElfresh, head of the art department, and a golfer himself, personally spent days retouching the photographs to bring out the highlights of each hole.

On Saturday, June 10, when the final round began, ten Bulletin staffers, all with a thorough knowledge of the game, followed the golfers with the lowest scores at that point. Each man had a full set of prints of the 18 holes and a red grease pencil.

As each shot was played, each reporter charted the location of the ball.

At the end of the first 13 holes, motorcycle messengers sped the rough diagrams to the Bulletin office in downtown Philadelphia from the suburban golf course at Merion, and charts of the final five holes

followed as fast as each golfer completed his round.

By the time it was apparent that none of the late finishers could catch Hogan, Mangrum and Fazio, complete charts on these three were in the hands of the art department.

Six artists worked steadily on the job, pasting on the various lines—white arrows on black for Hogan, black on white for Mangrum and solid black for Fazio—with numbers showing each shot the golfer made as illustrated in the full newspaper page layout of the last nine holes shown at the right.

## Five Hours After Finish

Golf fans were enthusiastic over the stunt because five hours after Hogan putted out on the 18th green, The Sunday Bulletin's issue of June 11 was on the street with the diagrammed photos.

Use of the pictures not only caused wide comment among fans but resulted in commendations from USGA officials and the players. Many of the spectators carried the layout as a guide on the next day's playoff won by Hogan.

Harry Radi of Chicago, who followed Hogan throughout his five rounds, including the playoff said, "I have watched every National Open in the last 28 years and I've never seen better coverage of a tournament in all that time. The pictures were superb and in Hogan's case, at least, since I followed him, they were perfectly accurate." Similar comments were heard about the diagrams for other players.

One of the Bulletin's "machine gun cameras," operated by Vincent Gonzales, caught several good action shots of the play. One showed a boxer dog seizing and running off with Johnny Bulla's ball on the 14th tee. Another sequence strip pictured Cary Middlecoff writhing as a putt just missed the cup on the 18th hole.

The Open attracted sports writers from all sections of the country, but the Bulletin's stunt of diagramming the triple tie on aerial photographs was the highlight of the press coverage.





---

**NEED HELP TO GET GREENS  
AND FAIRWAYS THROUGH THE SUMMER?  
USE GOLFDOM'S BUYER'S SERVICE**

See Page 69

---

# Airphoto-Diagrams Picture Round That Ended in Three-Way Tie



## GEORGE S. MAY CO. RELEASES 1949 WORLD CHAMPIONSHIP FILM

The George S. May Company, business engineering organization which annually stages the biggest prize event in championship golf, is offering free of charge for showing to golf clubs, business, athletic and social groups, a full color film of their 1949 world championship tournament. The 45-minute film dramatically presents an exciting story of last year's battle of golf's greatest for the record purse, in sound with musical background. To arrange for a showing of the film simply write: George S. May Co., Attention—C. A. Posson, director of advertising, Engineering Bldg., Chicago 6, Ill., specifying date on which you wish to schedule your showing. Because of the film's popularity it is suggested you get your request in early.



feel

that sweet "feel"

hear

that famous "click"



see

the distance you get

● Golf's greatest ball—the one and only Dot—made greater than ever! Powered by Spalding's own, improved "Tru-Tension" Winding, the 1950 Dot delivers: *Consistent maximum distance* combined with sweet feel and that famous Dot "click". And every Dot will perform and feel *exactly* like every other Dot!

Yours for *consistently* lower scores . . .

**PROS:** The message above has been delivered to your members who read Life, Time and the Saturday Evening Post. Dots are sold by Pros exclusively. And *how* they sell!

**IT'S THE GREAT NEW**

# Spalding



# **DOT<sup>®</sup>**

*powered by*  
**"TRU-TENSION" WINDING**

**FOR MAXIMUM DISTANCE  
COMBINED WITH SWEET FEEL!**



# \$1,000 Redecorating Job Gives Williamson New Pro Shop

F. E. "Curly" Williamson, Professional, Forest Hills CC, Rockford, Ill., took time out from his regular duties the first two weeks in January this year and with hammer, saw and paint brush and about \$1,000 from the club treasury converted an otherwise ordinary, slightly dingy place of business into an attractive first class shop with an inviting atmosphere that appeals to the club membership. "Curly" will tell you the two weeks he spent in redecorating (he did all the work including the cabinet making) have more than paid for the time spent in resulting good will and, more important, the direct increase in sales he attributes to the present open and accessible displays. The original plaster walls on two sides of the room were covered with knotty pine and finished with clear lacquer. Cabinets were installed along these walls in matching finish which provide large display area for hats, shoes, shirts, sox and other accessories and more than ample out-of-the-way storage space for all pro shop stock. The remainder of the walls were painted a pastel color to match the floors. Below: "Curly" stands back of new glass show case which replaces his old wooden counter case. Club stand and wall racks are shown at lower right along wall convenient to members going to and from locker room to parking area and first tee. Center area in top right foreground with knotty pine paneling and cabinets in background shows furniture soon to be replaced with comfortable chrome and leather chairs. Venetian blinds and fluorescent light fixtures are other new features included in "Curly's" redecorating job which give the shop a light, airy atmosphere that makes the pro shop a pleasant place in which to do business.





# "TERSAN" KEEPS GREENS

AT


## Scioto Country Club



Scioto Country Club, Columbus, Ohio

- This picture story is another in a series of "experience reports" from well-known golf courses, coast to coast.

"Members like to see *green* greens, and 'Tersan' makes them greener than before," says Mr. Ray Schurtz, greenkeeper at Scioto Country Club. "I've been using 'Tersan' to control brown patch ever since it was introduced eight years ago and never have a bit of trouble with burning."





# GREEN WITHOUT BURNING

**Fine putting surfaces**, such as this at Scioto, need regular spraying with "Tersan" to control brown patch and other fungous diseases. "To get best results, we spray the borders as well as the greens," says Mr. Schurtz. "In fact, I don't know what we'd do without it."

**"Tersan" can be applied any time, any place**, though we generally spray in the morning," adds Mr. Schurtz. "We've never had a bit of trouble with it burning."

**"Tersan" mixes evenly and quickly.** "We use a 6-spray nozzle to apply 'Tersan'. It takes only 5 or 6 minutes to spray an average green," as assistant Eules Skaggs is doing here. At 200 lbs. pressure, the "Tersan" spray gets well into the turf.

**Control Dollar Spot** with Du Pont F-531, a highly effective cadmium fungicide. "We carry both 'Tersan' and F-531 on the truck," points out Mr. Schurtz. "We look over each green before spraying to see which formula is needed."

**"Semesan" and Special "Semesan"**—are for those who prefer mercurial fungicides.

TERSAN, SEMESAN and Special SEMESAN are registered trade marks of E. I. du Pont de Nemours & Co. (Inc.)



**DU PONT**  
REG. U.S. PAT. OFF.

*Turf Fungicides*

BETTER THINGS FOR BETTER LIVING  
...THROUGH CHEMISTRY

# Soil and Its Maintenance for Turf Betterment

By TOM MASCARO

The finely divided (colloidal) particles in soil are able to hold plant foods which otherwise would be lost through leaching. Similarly, these very small particles have a "buffering" effect in the soil. When chemicals are applied to soil there is a margin for error because some of the material is taken up by the small particles thereby preventing damage to plants. The soil itself contains some plant foods, and it provides a medium in which micro-organisms, beneficial to plant growth, will grow.

Soil is a mixture of mineral and organic materials. The mineral portion is formed from rock which has undergone the processes of weathering for thousands and thousands of years. The effects of weathering produce physical and chemical changes in the soil material. Wind and water, heat and freezing break down rock into fine particles. Chemical changes also occur. Some soil materials take up oxygen (become oxidized), others take up water (become hydrated) and soil thus formed is different from that which merely has been broken down into smaller particles. Organic acids cause changes in the mineral portion of the soil too. Leaching has a considerable influence on the soil formed.

Soil formed from the same type parent material will be quite different under humid climatic conditions than under arid conditions. In dry regions soluble materials, such as calcium and sodium, remain in the soil. Their presence tends to make the soil alkaline. In humid regions these soluble elements are leached out and soil tends to become acid. Those are some of the chemical differences in soils.

## Basis of Soils

The rocks which go into soil formation are familiar ones—sandstone, shale, quartz, hornblende and many others which are found today. The actual elements of which these rocks, and consequently soils, are composed include calcium, iron, silicon, aluminum, sodium, hydrogen and potassium, and many other commonly known elements.

Low forms of plant life grew in the mineral soil material, and as they died and decayed, they became the organic portion of the soil. There are, of course,

deposits of peat which are entirely organic and will support plant life. But the best soil is a combination of organic and mineral material.

Soils as we find them today are not necessarily in the location where they were formed. Many soils have been transported to their present location. Some were carried there by wind, some by streams and rivers, others were deposited by streams from the ocean and some were moved by glaciers. These factors also have influenced the character of the soil. Most soils which are in the location where they were formed are coarse particles which were not easily carried by wind or water. Soils deposited by the ocean have been acted upon by the salt in the water. Wind-carried particles are of pretty much the same size; these wind-transported soils contain particles chiefly of the silt size.

The variation in particle size determines the soil texture. The particle size generally recognized are fine gravel, coarse sand, medium sand, fine sand, very fine sand, silt and clay. Separating soil into its different size particles is called mechanical analysis. Soils containing gravel and the coarser sand particles are coarse-textured soils. Mixtures of sand and silt make medium-textured soils, and a large percentage of clay makes a fine-textured soil. The coarse textured soils are well-drained; in fact, if there are too many coarse particles the soils may be too dry. The medium-textured soils are usually the most desirable. Fine-textured soils tend to become waterlogged and compacted.

## Tell-Tale Clues of Soil

The texture of soil gives a clue as to how it will act. The color of the soil also gives the observer an inkling as to the character of the stuff. The organic matter content, the amount of weathering undergone by the mineral portion and the presence of iron give characteristic coloring to the soil. A deep brown or black color generally indicates that soil is well supplied with organic matter, decayed in the presence of adequate lime. In soils low in lime, organic matter decays in a manner which does not make the soil dark, so color cannot always be used as a guide to organic content. Also, if the