

GRAU'S ANSWERS TO TURF QUESTIONS

BY FRED V. GRAU



Looking for Bermuda That Should Stand Up? Maybe Tufcote Is Answer

Much has been said and written about the loss of Bermuda turf, particularly where it is used during the dormant season. U-3 was lost on tees and fairways over wide areas in spring, 1963. Common Bermuda suffered a severe setback especially in the transition zone. Some relief was found where play was limited and where turf could be cut high for protection.

Recently I examined badly-abused athletic fields with Bob Thornton from S.C.S. Plant Materials Center, Beltsville, Md. Bob was one of the developers of a new Bermuda selection from South Africa which was first called Tuffy, and now has been christened Tufcote.

Three Test Sites

In checking on survival of Bermuda-grass under continuous heavy play even while dormant, we examined three test plantings that were made in the spring of 1962 on the field at Byrd Stadium at the University of Maryland. The three test sites chosen were all on the 50-yard line: one under the home bench, one under the visitors' bench, and one in the center of the field. The main field had been established in common Bermuda, sodded. The test areas were subjected to full use soon after sprigging.

In the spring of 1963 there was no loss of grass in spite of winter play, plus lacrosse in early spring on still-dormant grass. Summer, 1963, was a drought year, marked by "disaster areas" where farmers had no cattle feed. Tufcote showed distress after 50 rainless days but it did not turn brown. It bounced back with the first rain. Our examination on April 16, 1964, showed perfect survival, with shoots

just starting to break from green stems and healthy white rhizomes. Common Bermuda "turf" adjacent to Tufcote could be classed as a "disaster" because there was no turf. Tufcote was worn almost down to the soil but it still showed a solid cover.

Worthy of A Chance

If Tufcote Bermuda can take the brutal punishment of year-round play on golf course tees as it has at Byrd Stadium, then every supt. who would like to have Bermuda tees that will tolerate continuous play should plant a nursery sufficient to sod problem tees. This grass deserves to be given the chance to prove itself on tees as it has under athletic field play.

To have top-quality turf we first must have a grass that will survive. Later we can apply techniques that enhance color, texture, density, cushion, freedom from diseases and weeds, and other attributes. From our observations there seems to be no question about the ability of Tufcote to recover from injuries because, frankly, we couldn't find any injuries such as cleat divots.

Information Available

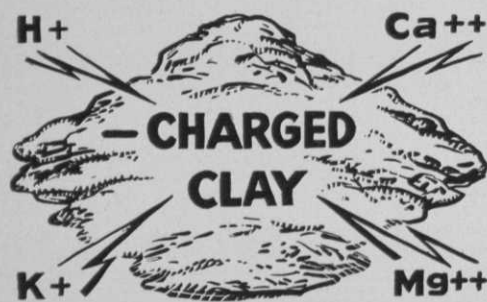
With adequate literature to describe Tufcote Bermuda we need not use this space except to say that information on the grass and its availability may be had by writing to:

Maryland Grass Growers Cooperative
Dr. Mark Welch
Secretary, Maryland

Soil Acidity — pH — Soils that show a pH value of 7.0 are said to be neutral. A pH value of 6.0 indicates a soil that is 10 times more acid than 7.0. Similarly, a pH value of 8.0 shows 10 times greater alkalinity than pH 7.0. Most good agricultural soils are maintained between pH 6.0 and 7.0 (with exceptions).

The term pH refers to the logarithm of the reciprocal of the Hydrogenion concentration. This cumbersome technical term, reduced to "pH," avoids the need to use awkward statements like: "... the H-ion concentration is 0.000,000,1 gram per liter."

pH refers to active soil acidity, not to total acidity. pH values **do not** represent figures that can be used to calculate the amount of lime that is needed.



Plus charged nutrients attach to clay by electric magnetism.

Acidity develops as hydrogen ions increase. Water, H_2O , can also be written $H^+ OH^-$. Water splits into H^+ ions and OH^- ions. Hydrogen ions develop acidity as they take the place of basic (alkaline) ions (Ca^{++} , Mg^{++} , K^+) on the negatively charged soil particles. Soil is a balanced magnetic system with all the soil particles negatively charged.

When lime is applied the positively-charged Calcium (Ca^{++}) ions replace the H^+ ions on the surface of the clay minerals. This is called Base Exchange. As the plants use the Ca^{++} ions (and others such as Mg^{++} , K^+) their places are again taken by H^+ ions and once again the soil acidity becomes stronger.

In 1856, Thaer developed litmus paper which changes color in the presence of acidity. Many other methods have been developed, among them the zinc sulfate-calcium chloride boiling technique where liberated hydrogen sulfide blackens a paper treated with lead acetate roughly in relation to the degree of acidity. In 1935, I used a pocket kit developed by Hellige — Truog where color changes approximately indicate pH values. Newer methods of great sensitivity now measure pH values to three decimal places.

Students of soil chemistry may read for further detail:

Yearbook of Agriculture 1957 — pp. 72-79.

Soil Fertility, C. E. Millar,

Wiley & Sons, N. Y. 1955 — pp. 64-79.

Soil Acidity and its correction deserves serious, continuing study.

Yes, the name of the Post Office is "Secretary."

NOTE: This is not a blanket endorsement of Tufcote Bermuda. This evaluation has been presented to encourage wide practical testing under continuous play. The performance of this grass merits consideration by all who use warm-season grasses on tees.

Fertilizer Framework

Q. "I am using three different nitrogen fertilizers on my course. Their analyses are 21-0-0,

5.5-4-0, and 38-0-0. I know that the first figure is the nitrogen, but why is it so low? Why can't I have 100-0-0? What is the rest of the material-filler?" (West Virginia)

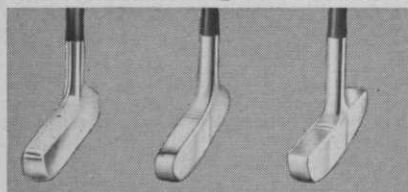
A. Your question is typical of many we receive. Naturally, you want to get the most for your money.

There is no "filler" in these fertilizers. Take 21-0-0 for example. The chemical formula is $(NH_4)_2SO_4$, the well-known ammonium sulfate. Based on molecular weights the N portion of the molecule is 21 per cent of the total. The hydrogen, sulfur and oxygen are essential parts of the

(Continued on page 118)

NEW HOLE-IN-1 PUTTERS

for miniature golf courses!



Longest Life—Lowest Cost

Now—a new, inexpensive quality putter line from Sportsman Golf—“Hole-in-One” PUTTERS for miniature golf courses! Built to take the roughest punishment, designed for maximum putter life! Strong, sturdy, accurate ... lowest cost. 35" length in right or left hand and two-way styles.

SPORTSMAN GOLF CORPORATION
2020 Indian Boundary Dr., Melrose Park, Ill.

Softouch

GOLF SOX • GOLF PEDS
exclusive for pro shops

MEN'S GOLF SOX

No. 137—Orlon ribbed golfsox. White and assorted colors, with colorful stripes on top. One size fits 10-13.

\$2.00/\$2.50

Retail



LADIES' GOLF PED

No. 114—Nylon, cushion sole. Crochet edging and pom-pom. White and assorted colors. One size fits 8½-11.

\$1.25 Retail

WRITE FOR NEW CATALOG
Over 55 Styles in Stock
for Immediate Delivery

STATES HAND KNIT CRAFTS

12 WEST 31ST STREET • NEW YORK, N. Y. 10001

“Golf Hosiery is Our Only Product”

and color saves many dollars in maintenance costs during the life expectancy of a good green. The advantages of using stolons are many and important in providing the desired degree of satisfaction.

Grau's Answers

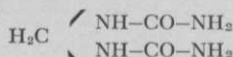
(Continued from page 70)

“framework” or “skeleton” that hold the nitrogen in a soluble form ready to go into solution and to feed the plant. Without the framework you would have 100-0-0 which is elemental gaseous nitrogen, almost completely useless to your turf. Efficiency would be a fraction of one per cent. Cost would be astronomical. You would have great difficulty in applying it to your turf.

Now let's look at 38-0-0, the familiar insoluble ureaform that you are using. The N content is higher but it is still a long way from the 100-0-0 you speak of. This material has no filler. It, too, must have a skeleton to carry the N in a slow-release form just as your body must have a skeleton.

Unlike the simple inorganic soluble molecule of sulfate of ammonia, ureaform is a mixture of complex molecules of various sizes. All ureaform molecules are made up of hydrogen, carbon, oxygen and nitrogen. The carbon, hydrogen and oxygen are all a part of the framework. Carbon furnishes energy to microorganisms that release N from the molecule. Oxygen is essential to the life and health of the soil microflora. Hydrogen enters into base exchange to release other nutrient elements to the plants.

Thus, you see, every part of the ureaform molecule is useful. A simple molecule might be shown thus:



From here they become increasingly complex.

The case of the natural organic, 5.5-4-0, follows the same general pattern but is not so easily explained because it is a variable accumulated by-product of a mixture of materials that have been used before for other purposes. The nitrogen is carried in a framework of lignins, cellulose, waxes, inorganic salts, and organic colloids, all of which act more or less as a framework for the nitrogen. Many of the soluble materials have been carried away in the water processing.

Fillers sometimes are used to make up a mixed fertilizer to equal a ton. More generally these are called “conditioners” which help the physical nature of the blend. Single ingredients as we have discussed never contain fillers or conditioners. The nitrogen is carried in an essential molecular skeleton or framework.

Allen Co. Adds Distributor

Paul E. Allen Co., Palm Harbor, Fla., has added Illinois Lawn Equip. Co., Orland Park, Ill., to its list of distributors of True Organic fertilizer.