

SAVE CLUB HOUSE FLOORS

WITH SPIKE-RESISTANT PNEU-MAT RUNNERS

Protect your floors from spike holes with rugged Pneu-Mat Runners. Absolutely spike-resistant, they provide a comfortable walking surface—improve the appearance of your club house.

Woven of rubber-impregnated fabric, Pneu-Mat Runners are tougher than rubber runners. Reversible for double wear.

Money Back Trial Offer: Order a trial section. Test it on an area which gets especially hard wear. Money back if not satisfied.


STANDARD WIDTHS

20" - 24" - 30"
36" - 42" - 48"

Trial Section

24" x 60"
\$12.50 postpaid

Write today for illustrated folder



SUPERIOR RUBBER MFG. CO., INC. • 145 Woodland Ave., Westwood, N. J.

and approaches. It may not take water too well so keep it dry as you can. We believe the best way of establishing it will be to lay solid sod from the nursery. It shouldn't be a pest in the greens because it looks so very much like bent. The ball probably will play well onto and from a Ugandagrass collar.

Permanent Seed

Q. What is a good, permanent seed that will hold up under drought, etc., for this region? I don't want any "quikie seed." (Md.)

A. A seed that will give you a sturdy, drought-resistant turf in the Mid-Atlantic region is Kentucky 31 fescue. This will cover a variety of purposes from lawns on sub-soil to play-grounds, athletic fields, roughs on golf courses, highways, airfields and many other purposes. It is not the kind of seed that you would choose for a small, extra specially good lawn. It is a good rugged, permanent grass that will hold up under drought. It will come in fairly quickly but it is permanent. It will thrive best under a soil that is approximately pH 6.5 to 6.7, adequately supplied with nutrients, especially nitrogen and mowed at a height of about 2 inches. If clippings are not to be removed, mow frequently enough so that the clippings are so short they will disappear into the grass.

Low Spots in Greens

Q. We are writing to you concerning the leveling up of low places in our bent greens. Greens are about 4-years old and over this period several low spots have developed in each green. Our greens were constructed by laying down a bed of crushed limestone, approximately 3in- to 4in-size, and covering this with a layer of soil. They are so constructed that they are 12in- to 30in. above fairway level and are well drained.

We have tried to level the low spots by using topdressing but have failed to bring them back to green level. Something probably was not done correctly when constructing the greens which caused the low places. But that is past history and our problem now is how to correct this condition. (Ky.)

A. It would seem that the soil ran into the large limestone rock and left a cavity which then caused a depression. The easiest way to correct the low spots is to remove the sod and fill the depressions, then re-lay the sod. With modern power sod cutters this can be done quickly and neatly. Be sure to probe the depressions deeply and tamped the new soil to insure no further settling.

I suggest using a fill soil just a bit sandier than that now in the green. Mix it with the top

ECONOMY Double Gear TRAVELING SPRINKLER

Designed specifically for large-area watering. Slow, continuous movement of the sprinkler head around the base distributes the water evenly and eliminates excessive run-off. Popular with managers of fine turf everywhere.




For further information write:

THE BENTLEY CO.


4126 Airport Way,
Seattle, Wash.

MODERN Heavy Duty Lawn Mower Sharpener



Fastest most accurate lawn mower sharpener ever used. Sharpens all mowers, hand, power, greens mowers or fairway units. Bed knives may be sharpened without removing from mower. Full floating rails may be turned as desired, retain perfect alignment. Grinding head feeds in or out and will hollow or flat grind.

MODERN Bed Knife Grinder



Engineered for grinding power mower, greens-mower or fairway mower bed knives as well as most other straight edge tools. Clamps adjust to hold any length blade. Blades rest against solid base when clamping, eliminating all distortion. 100% steel, precision ground rails, 1/2 HP Motor.

Write for Free Brochure

MODERN MANUFACTURING CO.
160 N. Fair Oaks, PASADENA, CALIF.

2 or 3 ins. of the stripped area for proper bonding and to avoid any layers.

Watering of Greens

Q. Our green committee and our supt. appear to have a difference of opinion over the watering of greens. The supt. says the best time to water greens is in the heat of the day. He prefers a hose to sprinklers. He says it is beneficial to cool the greens. His theory is that night watering causes various diseases of the greens. Is our supt. right? Is he wrong? Can we use a combination of the two? (Ill.)

A. Your superintendent is right and wrong. A combination of methods is a must.

Using a hose and a fine spray during the heat of the day is essential to cool the grass, stop wilt and save the grass. The hotter it is the more necessary this is. This is called "syringing" or "showering off" and is not properly called watering the greens. The best time to water greens, to wet the soil in depth as it is needed, is in early morning. This washes in the dew and guttated water, helps to dry the surface so that mowing and play can start sooner.

Night watering keeps the grass wet longer and increases opportunities for disease.

So, when a good watering is needed to restore moisture in the soil do it in early morning, if possible. In the heat of the day use the hose just lightly to "syringe" and cool the grass to stop wilt. Remember the slogan, "Water as Needed."

**GOLF
TROPHIES
and PRIZES
HIGHEST QUALITY!
LOWEST PRICES!!**

• • •

**FAST
SERVICE**



No. 900-Z9-5
All Sunray Trophy.
Walnut Base.
Height 11"....\$13.00

HAND ENGRAVING ONLY 6¢ PER LETTER

Manufacturers of "Dubbin' Doug"

WRITE FOR FREE 1957 CATALOG

THE TROPHY AND MEDAL SHOP

Dept. G-5
Chicago 3, Illinois

10 S. Wabash Avenue
Central 6-5018