

Plan

Langner took the call about the fire shortly after 6 a.m. There was definitely a sense of urgency as he made the 40-minute drive to the golf course. It was too late to do anything by the time the blaze was discovered. In effect, Langner was thrust into recovery mode even before reality had a chance to set in. He wasn't speeding to the golf course but he was flying by the seat of his pants, suddenly making it up as he went.

There had to be new answers, not only to where replacement equipment was going to come from, but even to things that were never questions in the past. "Where are you going to store things, where does your crew wash up, that kind of thing," Langner says. "I'd encourage everyone to take one day during winter and sit down with your team and lay it all out. Do you have protocols? What's your plan if you suddenly lost it all? You could look at it as developing BMPs for catastrophic events."

Even though every course has insurance, even though every superintendent knows disasters happen, and even though Langner and his crew had helped colleagues recover from tornadoes only months before, he admits, "The reality that it can happen to you doesn't become a reality until you're the one it happens to."

There is a YouTube video, easily enough found, that shows the FarmLinks facility aflame. With unnerving regularity the roar of the flames is interrupted by the pop or bang of something exploding. The explosions could be fuel tanks, acetylene, or perhaps the 20 cases of aerosol paint Langner just bought in readiness

for the State Am. Whatever the source, the danger on display led Langner to take one more important step as FarmLinks rebuilt.

He and the local fire chief now boast a close working relationship. As reconstruction progressed, Langner kept the fire chief informed about what the new facility would be like, what the layout would be and what would be stored where. He has invited the chief for several visits and now both have a solid understanding of how to

help each other – a) avoid a blaze and b) respond should one occur.

"Fortunately no one was injured at the time," Langner says, just as he maintains he was lucky to recover what he did to support the insurance claim. But he knows he won't be that lucky next time. He simply won't have to be. As a result of the lessons learned since, Langner is leaving nothing in the hands of chance. **GCI**


Trent Bouts is a Greer, S.C.-based writer and a frequent contributor to GCI.



I'd encourage everyone to take one day during winter and sit down with your team and lay it all out. Do you have protocols? What's your plan if you suddenly lost it all?

“

TARGET TOUGH WEEDS



- CONTAINS TRICLOPYR FOR TOUGH WEEDS
- FAST VISUAL RESPONSE
- COOL WEATHER PERFORMANCE
- ENERGIZED WITH SULFENTRAZONE



WILD VIOLET



BLACK MEDIC



CLOVER



YELLOW NUTSEDGE (SUPPRESSION)

Qualifies for 2011 - 2012

THE POWER OF MORE™
DOW AGRSCIENCES PROVEN SOLUTIONS

Visit: powerofmore.com for details

G pbi / GORDON CORPORATION

An Employee-Owned Company

800.821.7925

PBIGORDON.COM/TZONE

Checkered Flag/Label Design®, Gordon's® and ProForm® are registered trademarks of PBI-Gordon Corporation. TZone™ is a trademark of PBI-Gordon Corporation. Always read and follow label directions. 3/12 01751
The Power of More™ is a trademark of Dow Agrisciences.



Tim Moraghan, principal, ASPIRE Golf [tmoraghan@aspire-golf.com]. Follow Tim's blog, Golf Course Confidential at <http://www.aspire-golf.com/buzz.html> or on Twitter @TimMoraghan

LESS IS DEFINITELY NOT MORE

Earlier this year, I did the circuit of annual conferences and shows, availing myself of opportunities to hear golf's leaders espouse on the state of our industry. One panelist made a statement that caused me to stop, think, and then get really angry.

The speaker was the editor of a major golf magazine. Asked about the future of maintenance, he said we – by which I assume he means golfers as well as superintendents – have to be willing to accept less than perfectly maintained golf courses.

Consider what that means. He's not suggesting we find smarter ways to marshal resources or protect the environment. What he's telling me, and you, is that we should not do our jobs.

How dare he! Such pronouncements are exactly what's wrong with "environmental sustainability."

Most superintendents I've worked with over the past 30 years are wired to give more, not less, to their courses. So asking the superintendent to do his/her job at less than 100 percent is insulting. It's like asking the general manager, golf professional or owner to provide less service, a poorer selection of merchandise or inferior golf lessons.

And it's the same as telling that editor to produce a publication with poor grammar, incorrect punctuation and blurry images. Would he? I think not, because if he did, we would cancel our subscriptions.

I fully understand, and agree, that we should look for opportunities to reduce maintenance costs, use less pesticide, and conserve water. But to be told that we need to withhold maintenance – usually by saying that our courses should look more like those in Britain – is a broad, sweeping and ill-informed generalization.

For the most part, superintendents

across the pond make less money, have smaller maintenance budgets and hire smaller crews than their U.S. counterparts. Plus, the land and climate over there are more consistent. Firm, fast and brown may work in some regions here, but it's not a one-size-fits-all standard.

Ask yourself an important question:

For the foreseeable future, the two "greens" are going to keep clashing: The green of sustainability versus the green of the almighty dollar.

Are we losing money because golfers are questioning the conditions found on courses? A principle reason golfers choose a course to play is conditioning. And there is no reason we can't reduce pesticide use and water while still offering top-notch playing conditions on the course.

But that won't happen with "less" maintenance. If anything, it probably requires more work from the superintendent and staff. Not only more, but smarter work.

Ask that same editor, whose staff and budgets have been cut, if he's working less, or less intelligently. I doubt it. And ask him why, if he's in favor of our industry and the golfing public accepting less well-maintained courses, why his magazine and the other golf media continue to show photographs and videos of lush, green perfect golf holes.

The golf magazines and other "thought leaders" are instrumental in changing the public's taste. But frankly, if our members and owners expect perfect fairways and healthy rough, that's what we have to give

them if we want to keep our jobs.

All that said, we know that the job of a superintendent can be done with less. (I'm sure most of you are already doing just that, and pretty damn well.) I'm fairly certain most superintendents want the game to grow: more courses, more players, more young blood coming out of turf school and able to get jobs.

Growing the game is in our best interest too.

But I'm hearing an awful lot of let's not grow, let's maintain the status quo. I won't – and we can't – accept that.

We should all commit to reducing golf's environmental footprint, tackling climate change, and inspiring others to do so. But we can't do it alone.

And while we're on the subject... What do people mean when they say "sustainability"? It's the hot term in our business, but are we all saying the same thing?

By definition, sustainable means harvesting or using a resource so it is neither depleted nor permanently damaged. Does sustainable necessarily mean reducing maintenance levels?

To me, "protect" and "preserve" mean staying stuck in the past. "Sustain" doesn't equal forward progress.

As superintendents, we are at the forefront of sustainability whether we like it or not. But more than just getting on the train, we must have a voice on where it's going. And we have to be careful not to go backward.

For the foreseeable future, the two "greens" are going to keep clashing: The green of sustainability versus the green of the almighty dollar.

Every course is unique, with its own demands and constraints. What we do on each of them will help set the future course of our industry. But here is a statement that I guarantee is universal: "Less" maintenance is not the answer. **GCI**

TIME TO TALK ABOUT YOUR CUP SITUATION?

**STANDARD
GOLF** COMPANY



ST2000 SMART-FIT CUPS

THE PRIMARY REASONS FOR FLAGSTICK AND CUP WEAR...

are sand, grit and constant exposure to wind. When the flagsticks twist, both cup and ferrule wear out. And, shortly after, flagsticks start to lean.

(That's when players really take notice.)

THE SOLUTION!

PATENTED SMART-FIT CUP AND FERRULE SYSTEM available exclusively from Standard Golf.

NO LEANING!

The only cup and flagstick system specially engineered to seat the flagstick perfectly every time and proven to minimize wear-and-tear.

NO STICKING!

Sturdy, gusset-reinforced ribs allow dirt and sand to freely sift through the cup to eliminate sticking.



ST2000 Cup and Ferrule

ST2000 SMART-FIT CUPS

- ▶ Notched-ferrule flagsticks fall right into place every time without twisting, sticking or sinking.
- ▶ Bonderite aluminum cups for maximum life and the most chip-resistant coating around.
- ▶ High-strength plastic cups molded with chemical-resistant polymers provide a brilliant, lasting finish.
- ▶ Meets all USGA regulations.
- ▶ U.S. Patents #5,964,667; #6,113,503 and #7,033,280B. European Patent #1024864131.

6" (15 cm) high 4 1/4" (10.8 cm) diameter

18333	Aluminum ST2000 Cup	\$20.00
18222	Plastic ST2000 Cup	\$8.00
18333P	Aluminum ST2000 Cup-Pink	\$20.00

WATCH IT
WORK!



www.standardgolf.com



Feet on bottom of cup eliminate sinking. (Shown as cutaway for illustrative purposes.)



Bonderite-coated aluminum cups. The most chip-resistant coating around.



High-strength plastic cups, molded with chemical-resistant polymers, provide a brilliant, lasting finish.

CHOOSE ALUMINUM OR HIGH-STRENGTH PLASTIC CUPS.



8" (20.3 cm) Cup

SPECIAL EVENT CUPS

- ▶ Powder-coated steel cup in 6" (15.2 cm) and 8" (20.3 cm) sizes. Also available in pink plastic.
- ▶ Fits standard-sized flagsticks.
- ▶ Great addition for "big hole" events.
- ▶ New and improved shorter-depth 8" (20.3 cm) cup is easily installed with Turf Repairer Tool.

STARTING AT
\$10.00
PER CUP!

	6" (15.2 CM) STEEL CUP 6" (15 cm) high	8" (20.3 CM) STEEL CUP 3" (8 cm) high	8" (20.3 CM) PLASTIC CUP 3" (8 cm) high
White	18600	18700	18775
Pink	18600P	18700P	18775P
	\$34.00	\$34.00	\$10.00


think
Pink

WHY IGNORE 25% OF
YOUR GOLFING MARKET?

NEW!



SPECIAL EVENT CUPS



ST2000 SMART-FIT™ CUP



CROWN ALUMINUM TEE MARKER



NEW CUSTOM EVENT FLAGS

THINK PINK!

Welcome the ladies to your course with a complete line of customized flags, flagsticks, tee markers, cups, special event cups, and more! Now available exclusively from Standard Golf.

A PORTION OF THE
PROCEEDS GOES TO THE FIGHT
AGAINST BREAST CANCER



*Real people. Real service.
Total customer satisfaction.*

A HIGHER STANDARD OF SERVICE

Now you have two resources: your preferred Standard Golf Distributor and your SG Express order specialists.

- ▶ Talk to experienced, knowledgeable specialists ready to answer your product questions and personally manage your custom orders.
- ▶ Visit with art directors who personally walk you through your customized orders.
- ▶ Check out our intuitive e-commerce site that allows you to place and track orders online.

**LET'S GET STARTED.
CALL TODAY!**

1. CALL SG EXPRESS (866-743-9773) or ...

2. ORDER ONLINE. Need help?

Call and we will walk you through the process.



→ Same favorite content
at your fingertips
anytime you want it

→ Even more engaging
and interactive

Download the all-new
Golf Course Industry app
for FREE in the iTunes
app store and Android
Marketplace today!

BRAND NEW APP

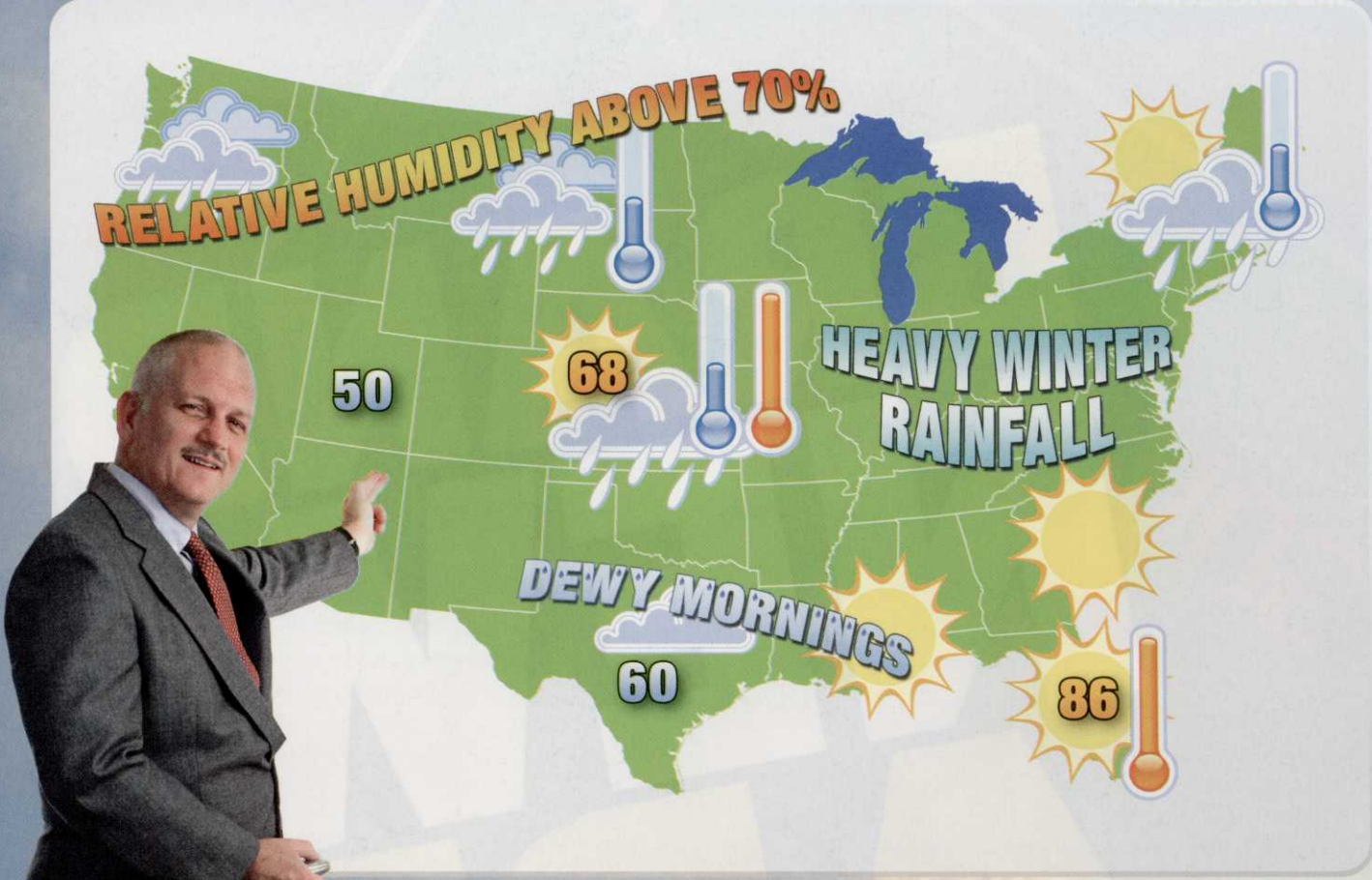
MARCH 2013
golfcourseindustry.com

GOLF COURSE
INDUSTRY
SERVING THE BUSINESS
OF GOLF COURSES

to life on GCI's new iPhone/iPad app!



*Current app users must
download the new app in
order to view 2013 issues
of Golf Course Industry



BLAME IT ON THE

Weatherman

New research out of Wisconsin shows that weather may have an impact on fungicides.

By Rob Thomas

You've sprayed for dollar spot control and, in a perfect world, now you sit back and watch the results take place as the label suggests. This is anything but a perfect world when it comes to Mother Nature, however. What affect does the weather have on the efficacy of that costly fungicide?

Dr. Paul Koch, associate researcher and turfgrass diagnostic lab manager at the University of Wisconsin-Madison, has recently conducted studies that look at the effect of snow cover on the persistence of iprodione and chlorothalonil and the effect of temperature on these same two fungicides.

From the snow-cover study, Koch's team found snow cover itself didn't impact the persistence of either fungicide.

"This suggests that sunlight – or photo-degradation – doesn't impact fungicide persistence significantly on turfgrass leaf blades, at least in a winter environment," Koch says. "What we did find was that winter rainfall or snowmelt events did lead to a fairly rapid reduction in fungicide concentration.

In addition, temperature did appear to impact fungicide persistence, as temperatures rose out in the field the fungicides degraded at a faster rate, Koch adds. "This was observed even on non-snow covered plots, so it wasn't just a factor of melting snow," he says.

These results led researchers to look more directly at temperature. Koch sprayed iprodione and chlorothalonil on fairway-height bentgrass, then sampled cores from each plot and placed them in growth chambers set at 10, 20 and 30 degrees C (50, 68 and 86 degrees F) and tested the fungicide concentration weekly over a five-week span.

"We found both fungicides degraded fastest at 30 (degrees C), slightly slower at 20, and slower still at 10," he says. "The degradation rate was linear for chlorothalonil, suggesting potentially that microbial degradation plays the key role in degrading that fungicide."

The degradation rate dropped much faster between seven and 14 days after application

with iprodione, and barely dropped at all at 10C. So Koch is hypothesizing that plant metabolism may be the key degradative agent with that fungicide since it is absorbed into the leaf blade, while chlorothalonil, as a contact, stays on the outer leaf surface.

Additionally, at every time point they tested leaf blades from the growth chamber, they also took samples from the initial field plot sprayed and found that with both fungicides they could not detect any fungicide 14 days after the application.

"This was a much faster rate of degradation than we saw even from the plants in the 30 (degree C) growth chamber, and the temperatures were much cooler than 30 (degrees) out in the field," Koch says. "We hypothesized that the reason for this rapid loss was due to removal by mowing, and that in most situations – at least on fairways – all the fungicide will be removed from the plant within 14 days of application due to mowing."

One way to extend protection, Koch suggests, is to use plant growth regulators (PGRs) so less leaf tissue is removed by mowing – pointing to other studies that have found using plant growth regulators has led to extended durations of disease control.

"I want to stress that just because the fun-



Dollar spot is easily identifiable because of its small, tan circular patches.

gicide is no longer present on the leaf blade it doesn't mean a fungicide cannot control a disease for 21 or 28 days," Koch says. "Fungicides do likely suppress disease by other means besides just residing on the leaf blade, and it likely relates to a fungicide's ability to knock the fungus back out of the turfgrass canopy, which then takes time to grow and reinfect the turfgrass plant."

Mike Salinetti, golf course superintendent at Berkshire Hills Country Club in Pittsfield, Mass., has seen dollar spot occur in all types of weather, but it most commonly impacts his course – located in the state's western mountains – during moist, humid summer nights when the temperatures remain above 60 degrees F.

"This past summer was, by far, the worst for me trying to control dollar spot," Salinetti says. "Typically, we are a very windy course, with good air movement. That was not the case this past summer. I've never had any problems on greens because they get sprayed on a 10-to-14-day schedule with excellent fungicides and spoon-fed fertilizer."

With 34 acres of fairways and tees, Salinetti needs to get the most he can out of each spray.

"Last year, I was only getting eight days control at some points during the summer, spraying good fungicides at the label rate" he says. "Dollar spot was the only disease I had on fairways all year and [was] very difficult to control during hot humid weather, especially after we got a little precipitation."

KEY POINTS:

- **Snow cover on its own doesn't impact the persistence of iprodione and chlorothalonil.**
- **Winter rainfall or snowmelt does lead to fairly rapid reduction in fungicide concentration.**
- **Temperature appears to impact fungicide persistence.**
- **Microbial degradation potentially plays a key role in degrading the fungicide chlorothalonil.**

Salinetti believes the best way to counter the effects of weather on battling dollar spot is to have the proper amount of nitrogen feeding the turf throughout the year.

"The past two years I looked at some cost-saving approaches by lowering my nitrogen levels on fairways and tees from 3lbs. N/m/year to 1.5lbs. N/m/year," he says. "I'm a huge fan of polymer-coated slow-release Polyon fertilizer for fairways and tees. My first two years at BHCC I chose the 3-pound rate of nitrogen [and] never had any dollar spot issues, even when the weather was appropriate. Then, once I cut back to the 1.5-pound rate, the dollar spot has gotten worse and worse each year.

"Next season I'll be going back to the

3-pound rate, and if I was a betting man, I'd bet my dollar spot gets cleaned up and hopefully gone," Salinetti adds. "I feel proper nitrogen amounts will aid in dollar spot control, far better than fungicides."

Koch's research has shown fungicides will degrade faster at higher temperatures, but he's not positive on wet vs. dry. His feeling, however, is that fungicides will degrade faster in wet conditions, which he has seen with drops in concentration following winter rainfall and snowmelt events.

"Countering these effects aren't easy unless you can control the weather," he joked.



Salinetti

"But probably the most effective way is to shorten the reapplication interval and/or increase the rate of fungicide application.

"In addition to pathogens being more aggressive and plants more susceptible during hot, humid conditions, I think superintendents should also be thinking that their fungicides are degrading more rapidly... and this more rapid degradation could be leading to disease breakthroughs," Koch adds. "I think PGRs can also extend the duration of control as well, as I mentioned before."

Megan Kennelly, associate professor in the department of plant pathology at Kansas State University, has been studying dollar spot since 2006. She says there is myriad research on the disease, including: efficacy

Spot on predictions

Today 3 day 5 day 10 day Settings Help

As superintendents look for ways to save money, a new model to prevent dollar spot is set to take the place of older, less precise models.



If you want to predict dollar spot on your golf course, there are two models available. Both were tested in the mid-80s and neither is 100 percent accurate.

"They either underpredicted the number of sprays or overpredicted the number of sprays," says Jim Kerns, Ph.D., turfgrass pathologist at North Carolina State University.

Kerns presented his findings at the Golf Industry Show in San Diego, Calif., "Dollar Spot Forecasting - Did It Work in 2012?" discussed his new model for forecasting dollar spot.

This new model is based on research conducted by both Kerns and Damon Smith, Ph.D., assistant professor at the University of Wisconsin-Madison. At the time of their research, Smith was an assistant professor at Oklahoma State University, and he began the initial research. Kerns and Smith then joined forces and did most of their field development at Oklahoma State and The University of Wisconsin-Madison.

The research involved the tedious task of counting dollar spots as they developed each day, seven days a week. They would then correlate the outbreaks back to seven or eight different weather parameters.

"Doing that allowed us to create a statistical model that would predict the probability of dollar spot showing up on any given day," Kerns says.

The next step was to pick a reapplication window. After they did that, they didn't have to worry about the disease within 14 to 21 days after application.

The project itself was two-fold. After the initial research, both Kerns and Smith had students conduct research to investigate how temperature influences the pathogen. This research found relative humidity was the most important variable, not temperature as originally believed. For dollar spot to develop, a mean air temperature above 55 degrees C had to be present, and there had to be 70 percent humidity for five days.

Kerns and Smith conducted a second stage to the research, adding three more locations: Penn State University with John Kaminski, Ph.D.; University of Tennessee with Brandon Horvath, Ph.D.; and Mississippi State with Maria Tomaso-Peterson, Ph.D.

In the past, since dollar spot was linked to temperature, most superintendents didn't concern themselves with the disease when the summer months started getting hotter, Kerns says. Now, with the new finding that humidity plays a major role, it's apparent that the reason for the decline in dollar spot later in the summer is because a rise in temperature indicates a decline in humidity.

Although there have been predictive models on dollar spot in the past, this new model takes it to the next level.

"None of them were shown to work outside of their place of origin," Kerns says.

This new model has been tested and works through the Midwest and the East Coast. The only place the model has never been tested is the West Coast, but dollar spot isn't their major concern. "This model is most likely going to work for them," he says.

Another reason for the new model was that Kerns and Smith wanted to develop one that was precise. They wanted to do anything to help superintendents save money in this economy. "We found on average almost every year we tested it that there was at least one fungicide saving in almost every location. It's going to help [superintendents] very accurately target their fungicide applications," he says.

They also wanted to provide a scientific justification for making the applications. "We've done the research and it's shown that there are conditions where this disease can develop over a long period of time," he says.

As with any model, Kerns knows there is always room for improvement.

"The statistical components of the model will stay the same," he says. "But what we can tweak is the probability. We can take more of a gamble or less of a gamble, but that will depend more on what the turf manager's expectations are."

Kerns expects to publish his findings later this year. **GCI**

Katie Tuttle is GCI's assistant editor.





Forget blue or red; the vote goes to **Emerald® fungicide** for the best dollar spot control on turf in every region of the U.S. With a single application, **Emerald fungicide** delivers unsurpassed dollar spot control for 14 to 28 days. And use **Curalan® EG fungicide** for that second application for economical control of dollar spot. For best results, include **Emerald fungicide** in your first application in spring followed by **Curalan EG fungicide**. Then use **Curalan EG fungicide** followed by **Emerald fungicide** for your last two fungicide applications in fall.

betterturf.basf.us



The Chemical Company

Always read and follow label directions.


Curalan and Emerald are registered trademarks of BASF. © 2013 BASF Corporation. All rights reserved.

of fungicides and fungicide programs, forecasting models to help optimize the timing of applications, studies of which nozzles lead to best performance, and screening the causal fungus for resistance to fungicides. Researchers also are evaluating the susceptibility of different cultivars, she adds.

Kennelly says her area only sees a break during the winter and height of summer. "In Kansas, we most commonly see dollar spot in late spring/early summer, like late May through July," she says. "Then the disease usually decreases significantly during the hottest part of summer. Dollar spot is most severe again in late August through September, sometimes continuing through October. The disease really takes off when we get dewy mornings in late summer/early fall after the heat is done."

A superintendent has to be on alert from spring to fall. Fortunately, dollar spot isn't too difficult to spot, according to Salinetti.

"To the superintendent's eye, dollar spot is



Koch sprayed iprodione and chlorothalonil on fairway-height bentgrass, then sampled cores from each plot and tested the fungicide concentration weekly over a five-week span.


very easy to recognize," he says. "A morning tour of the course in the dog days of summer may reveal white mycelium with straw brown leaf blades underneath. Left untouched, it can spread quite rapidly, especially under moist, humid conditions."

Koch agrees dollar spot is one of the most easily identifiable diseases in the field because no other disease produces such small, tan

circular patches. That said, a superintendent can't jump to conclusions. "In certain cases the disease foci can blend together and become difficult to ID, and almost look similar to drought or anthracnose," he says. "In that case, pick out some affected leaf blades and look for bleached-colored lesions with a reddish brown border. These lesions don't have to be circular; sometimes they are encompassing

PHOTOS: PAUL KOCH

You Don't Have to Be Green to be Clean...



Otterbine AERATING FOUNTAINS

OFFERING BOTH FUNCTION AND BEAUTY these surface spray aerators are engineered to provide results, and are supported by a 5-year warranty and *Pattern Guarantee*. Widely used throughout the world, Otterbine's Aerating Fountains improve and maintain water quality in ponds and lakes by controlling algae and eliminating odors while providing attractive fountain-like displays.

To learn more call us at 1-800-237-8837 or visit us online at www.otterbine.com/aerating_fountains



Aerating Fountains
by Otterbine®



IMAGINE A
BIG BLOCK 454 THAT GETS
*100 Miles
Per Gallon.*

INTRODUCING THE G885 GOLF ROTOR
The ultimate combination of power and performance.

Boasting the highest torque output of any golf rotor available, the G885's patented gear drive will push through anything that gets in its way. With just one rotation of the turret by hand, you can clearly feel this rotor's supreme durability. Throw in Total-Top-Serviceability, a wide range of efficient dual-trajectory nozzles, and Hunter's great reputation for customer support, the G885 becomes the must-have rotor for any golf system, anywhere.



*The G885 and
G85B Golf Rotors*

GOLF IRRIGATION | *Built on Innovation*
Learn more. Visit hunterindustries.com/golf

Hunter[®]

TURF HEALTH

the entire width of the leaf blade.”

Fortunately, greens aren't often the diseases target. "It's usually most common on fairways or tee boxes, as opposed to putting greens," Koch says. "This might have something to do with a more dense turf canopy on these locations that can hold more moisture relative to the very short height of cut and often sandy conditions on a putting green. But more likely it's related to the more intensive management regime on putting greens compared to fairways or tee boxes."

While Koch acknowledges that dollar spot is possibly the most-studied disease in turf, there has not been a lot of research targeting weather's impact on fungicide efficacy and persistence. In conjunction with his current research, superintendents are going to have to trust their own experience in the field - apply, watch, react. **GCI**

Rob Thomas is a Cleveland-based freelance writer and frequent GCI contributor.



Research found winter rainfall or snowmelt lead to a fairly rapid reduction of fungicide.



CLOCKWISE UPPER LEFT: SYNGENTA; JIM KERNIS; PAUL KOCH

MORE control.

Clover, thistle and over 250 other broadleaf weeds disappear with one application of Millennium™ Ultra². With 'meltdown' and residual control, it keeps turf clean and pristine for weeks, and can be applied virtually any time for maximum flexibility. That's how Nufarm brings you more control – and more confidence. Ask your distributor for Millennium Ultra².

Millennium[™] ULTRA²

More where it matters most.
www.nufarm.com/usto

©2013 Nufarm. Important: Always read and follow label instructions. Millennium™ is a trademark of Nufarm.

