

See the future of golf course irrigation
and learn how to use up to 90% less wire
at www.rainbird.com/ICS




Using less wire
by getting straight
to the point.

That's intelligent.



The innovative Rain Bird® IC™ System uses up to 90% less wire by directly linking your rotors and central control. The groundbreaking Rain Bird® IC™ System saves you time, money and labor by using up to 90% less wire than other control systems. Advanced diagnostics even let you troubleshoot from the convenience of your office. Proving less really is more. That's The Intelligent Use of Water.™



Integrated
Control Module

RAIN BIRD

BY DAMON L. SMITH, PH.D. AND JAMES P. KERNS, PH.D.

Dollar Days

Improving the ability to predict dollar spot epidemics.

Fungi are considered to be the most important pests of amenity turfgrasses. *Rhizoctonia* species, the casual agents of diseases such as brown patch and yellow patch, and *Sclerotinia homoeocarpa*, the causal agent of dollar spot are a few of the most important pathogens of cool-season turfgrasses. Dollar spot is likely the most economically important turfgrass disease in North America. Dollar spot is a foliar disease that occurs on most types of turfgrasses [bentgrass (*Agrostis* sp.), bermudagrass (*Cynodon* sp.), bluegrass (*Poa* sp.), buffalograss (*Buchloë dactyloides*), fescue (*Festuca* sp.), ryegrass (*Lolium* sp.), and zoysiagrass (*Zoysia* sp.)]. The disease is frequently found on highly managed golf greens and fairways where it can be quite destructive. On closely mown grasses, initial symptoms will appear as bleached or straw-

colored circular spots approximately 1 to 2 inches in diameter (Figure 1). On taller grasses, spots will be somewhat larger, but usually less than 6 inches in diameter. Leaf lesions will typically take on an hourglass shape and will be bordered by purple-brown margins (Figure 2). Damage to the turf results in sunken areas that affect ball roll and can contribute to weed encroachment or result in plant death. Management of the disease frequently includes removal of dew, irrigation-timing management, fertilization and the use of fungicides.

In the southern Great Plains and westerly states like Oklahoma, symptoms of dollar spot normally appear in spring and fall seasons. During these periods, temperature differentials during the day and evening can be large. In addition, humidity is often high. These conditions result in substantial dew events, which encourage dollar spot development and progress.

During the hot summer months (July and August) dollar spot subsides as the weather is much too hot, humidity is low and rain events are infrequent. In some years, when weather is unseasonably wet, dollar spot can persist through summer months.

In northern states like Wisconsin, the conditions that favor dollar spot development are similar to those in the southern Great Plains. However, favorable weather events are much more frequent and can be continuous resulting in dollar spot epidemics that persist from June until October. This can result in a substantial number of fungicide applications to

[What You Need To Know]

- Researchers focused on new statistical approaches to develop a new dollar spot prediction model.
- The new prediction model combined detailed weather data and statistical-based techniques.
- Preliminary results indicate this model can accurately predict favorable dollar spot conditions in diverse areas of the country.

manage the long duration of these northern epidemics.

In 1937, F.T. Bennett first described the dollar spot pathogen, yet we still do not have a clear understanding of the basic biology and epidemiology of this pathogen and the disease it causes. Previous research has primarily focused on control measures for dollar spot, which up until 10 to 15 years ago was relatively simple. With the advent of contemporary management programs for new creeping bentgrass cultivars, the development of fungicide resistance and the loss of fungicides that were extremely effective, dollar spot management is much more challenging. Management recommendations can be expensive and require great persistence on the part of the turf manager due to the difficulty in treating this disease and the risk for fungicide-resistant populations of the fungus.

In Wisconsin, golf courses routinely spend 60 to 75 percent of their chemical budgets just to manage the disease. A better understanding of the environmental parameters that influence growth, survival and infectivity of the pathogen will allow



Figure 1. Symptoms of dollar spot on a creeping bentgrass putting green.



Figure 2. Symptoms of dollar spot on bermudagrass leaves.

The benefits of seaweed go far beyond just good taste!



Seaplant extract is a major component throughout the Emerald Isle Solutions™ product line. No other natural material has proven to provide so many plant benefits. Seaplant extract is a major component of CPR® and the foundation of Emerald Isle Solutions' TruFoliar® products. Seaplant extract increases the turf's ability to withstand stress, tolerate drought and resist disease, producing carbohydrate reserves and greater root mass.

Emerald Isle Solutions products go beyond just "feeding" turf. For more information visit our website at LebanonTurf.com or call 1-800-233-0628.



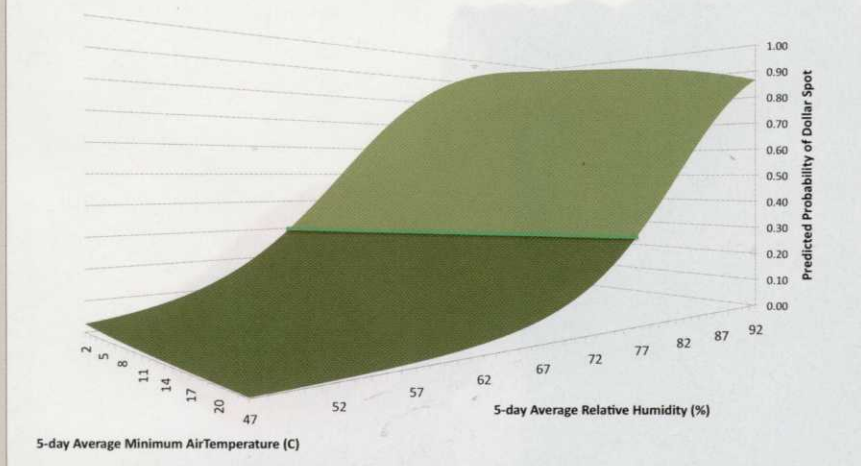
Emerald Isle
Solutions™



© 2010 LebanonTurf

www.golfcourseindustry.com/readerservice - #36

Figure 4. Response surface of the influence of five-day average relative humidity and five-day average minimum air temperature on the probability of dollar spot development. The color change and bright green line indicate the 30 percent action threshold, which has been established, based on independent validation.



turfgrass managers to accurately time fungicide applications, in turn, leading to less fungicide use.

To improve management recommendations and promote targeted-use of fungicides, researchers have developed weather-dependent predictive algorithms using risk indices or statistical techniques to predict infection periods for several pathogens. Some of these predictive models have been used in advisory systems for food crops such as peanuts, spinach, and carrots. In turfgrass, statistical-based advisories have been developed for brown patch of perennial ryegrass and dead spot of creeping bentgrass, while risk index-based algorithms for dollar spot have been developed. Hall determined that 48 consecutive “wet” hours with an average daily temperature at or above 71 F was required for epidemics of dollar spot on creeping bentgrass. If temperatures were below 71 F, three or more consecutive “wet days” were required to initiate the epidemic. Mills and Rothwell’s system recommended a fungicide application when maximum air temperature was 77 F and maximum relative humidity was 90 percent during any three days of a seven-day period. A two-year study comparing the two advisory systems demonstrated that both models were unable to correctly predict infection periods. The Mills-Rothwell model tended to over predict the number of infection periods, while the Hall model under-predicted infection periods. The inability of these models to correctly

predict infection by *S. homoeocarpa* may be a result of several factors including the lack of precision and accuracy of weather measuring instruments, incorrect thresholds for the weather variables chosen, or omission of an important weather variable(s). Our research has focused on developing a new dollar spot prediction model using statistical approaches that are relatively new to the field of turfgrass pathology. By combining detailed weather data and statistical-based techniques, we have developed an improved dollar spot prediction model. Preliminary results indicate that the model can accurately predict periods favorable for the development and increase of dollar spot in two distinct environments. Therefore, the potential for this advisory to be used in diverse areas of the country exists, which is unlike previously developed dollar spot advisories.

METHODOLOGY

To develop a new dollar spot model, disease data (dollar spot foci) were collected daily from creeping bentgrass (SR 1020) putting greens in Oklahoma during the 2008 and 2009 spring and fall growing seasons. Additional studies were conducted at three locations in Verona, Wis., on fairway height creeping bentgrass during the 2009 growing season. Dollar spot foci were painted each day so they were not counted more than once during the evaluation period (Figure 3). Treatments included a non-treated control, curative treatment of fungicide,

and preventative treatment of fungicide. Curalan was used for both the preventative and curative treatments at the Oklahoma sites, while a tank mixture of Banner Maxx and Daconil Ultrex was the treatment of choice at the Wisconsin sites. Hourly weather data were collected at each site. Weather data were transformed to five-day moving averages. Previous data analyses indicated that disease development was closely correlated with five-day weather periods. Average disease severity across replicates was converted to a binomial variable (if the average number of spots was greater than one each observation was converted to one; if the average number of spots was less than one, zero was used for each observation) for analysis. Statistical model building techniques (logistic regression) were used to develop a model that used five-day average weather variables and parameters such as time of season and the presence or absence of fungicide to predict the probability of dollar spot development. The statistical model was then converted to an applied form that could be used to calculate the actual dollar spot probabilities. These probabilities would then be used to recommend fungicide applications. Independent validation studies (studies not used in the model building process) were also deployed in 2009 at both locations. Disease was monitored in plots throughout the growing season. Data from plots not treated with fungicide were used in dramatizations to test the new model’s ability to accurately predict dollar spot and advise fungicide applications.

RESULTS AND DISCUSSION

Over two seasons and both locations, 423 observations (daily observations of disease foci for each treatment, averaged across replicates at each location) of disease were used to build the models. Best models included five-day averages of relative humidity and minimum air temperature along with accounting for the use of fungicide. Because it is assumed that the model will only be used when fungicide protection has lapsed, all subsequent analyses were conducted using the model developed when fungicide was not applied (Figure 4). In this model, probability of dollar spot occurrence is inversely related to increasing minimum average air temperature. Average five-day minimum temperatures above 57 F are conducive



HUSTLER GOLF BEAUTIFULLY SIMPLE

PRECISION CUTTING / LOW MAINTENANCE / DURABLE BUILD



HUSTLER 7500/7700
FAIRWAY

HUSTLER 

Find your nearest dealer at www.hustlerturf.com

for the development of dollar spot. As temperature increases above this point, the probability of disease development slowly decreases. However, disease development is possible during periods when average maximum air temperatures are as high as 85 F. Conversely the probability of dollar spot increases with increasing average relative humidity. When temperatures are between 57 F and 85 F, five-day average relative humidity of 70 percent or above is sufficient for dollar spot development. As was discussed previously, other dollar spot prediction models relied heavily on rain events. In our studies, rain was not a weather variable that was significantly correlated with the development of dollar spot. This is especially true in Oklahoma where rain events can be infrequent and sporadic yet dollar spot can be widespread. During these periods humidity is often high and temperature differences during the day and night hours are large resulting in significant dew events. Therefore, the fact that humidity is important in predicting dollar spot is byproduct of significant wetting events that result from dew events rather than rain events.

When independent validation and dramatizations were examined, it was apparent that an action threshold of 30 percent chance of dollar spot development was required to provide adequate fungicide protection in both locations (Figure 4). When this approach was used fungicide protection was provided during all periods when significant dollar spot events were recorded (Figure 5). These results are promising because a single model was used to successfully identify dollar spot events in locations that differ dramatically in their climate and weather patterns. In both locations, the model correctly identified warm/hot, dry periods, which are considered of low risk for the development of dollar spot and no fungicide sprays were advised. If these had been actual trials rather than dramatizations, the advisory would have resulted in a significant savings in the number of fungicide sprays in both locations as compared to a traditional, calendar-based 14-day spray program. In Oklahoma three fungicide sprays would have been saved, while in Wisconsin a two-spray savings would have been possible.

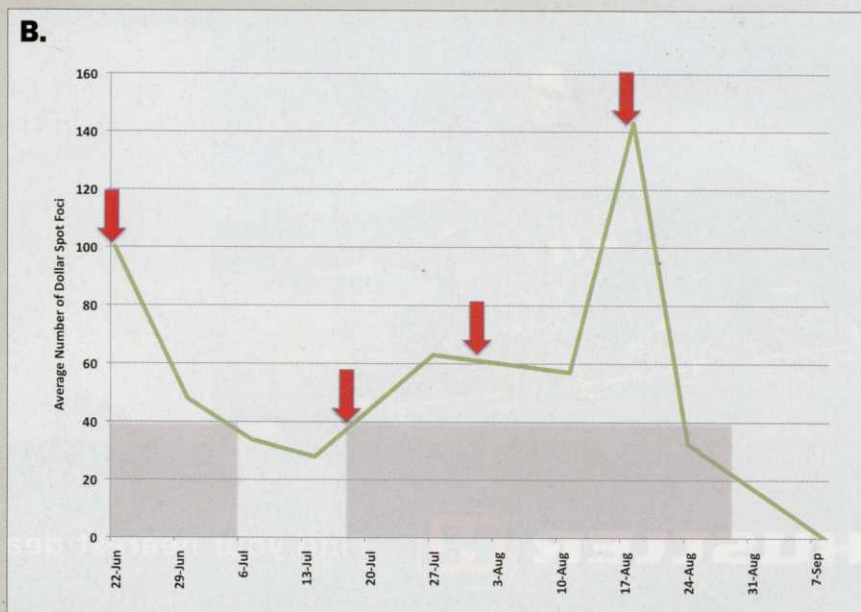
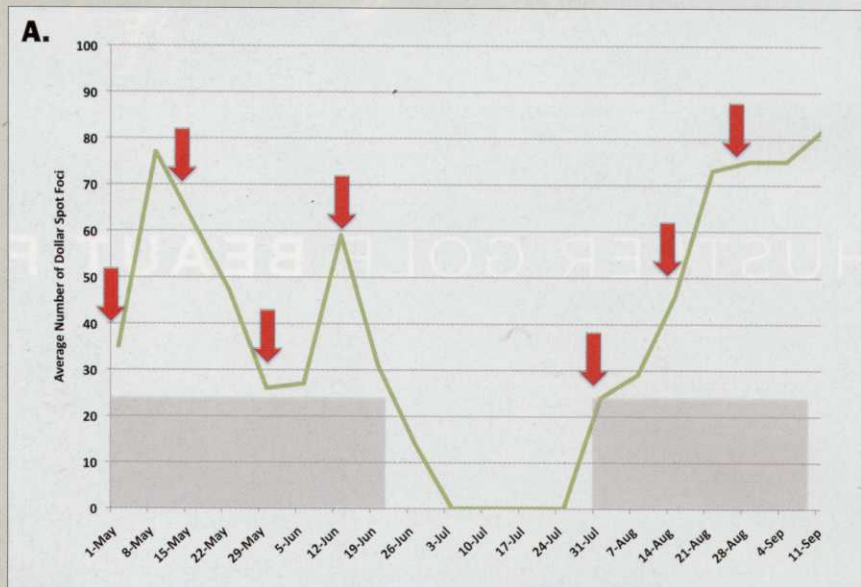
These results indicate that a substantial savings in the numbers of fungicide appli-

cations can be accomplished using a dollar spot spray advisory, which uses a statistical disease prediction model. More validations studies are needed to verify the usefulness of the model and spray advisory in other environments. However, this research demonstrates that a single model has the capability of predicting dollar spot epidemics even in widely differing environments. **GCI**

Damon L. Smith, Ph.D., is assistant professor at Oklahoma State University's Department of Entomology and Plant Pathology in Stillwater, Okla., and James P. Kerns, Ph.D., is assistant professor at University of Wisconsin, Department of Plant Pathology in Madison, Wis.

For the full article with Literature Cited, visit golfcourseindustry.com.

Figure 5. Dramatization of fungicide application and protection intervals as it related to actual non-treated dollar spot epidemics in **A.**, Oklahoma and **B.**, Wisconsin. The green line indicates the average number of dollar spot foci in non-treated research plots. Red arrows indicate where fungicide sprays were advised based on the new dollar spot model and an action threshold of 30 percent probability. Grey boxes indicate the periods of fungicide protection (based on a 14-day spray interval).



LESS N =



DO THE MATH WITH CONVERTED ORGANICS™

Sometimes, less really is more. With **Converted Organics™ Turf Blend™ 6-0-0** and **Converted Organics™ LC 1-1-1** liquid fertilizers, your turf requires significantly fewer nitrogen applications, which means big savings for you. The 100% natural alternative to synthetic fertilizers, **Converted Organics™** is an all-in-one nutrient management solution that delivers durable greens, collars, fairways and tees and has been shown to reduce the incidence of dollar spot, brown patch and anthracnose. Our eco-friendly fertilizers can reduce thatch to improve the overall quality of your turf. So you save money, too. No wonder so many turf superintendents are switching to **Converted Organics™**.

Want to learn more?

For a complimentary copy of our Field Trial Data on **Converted Organics™ Turf Blend™ 6-0-0** and Cornell University Research on **Converted Organics™ LC 1-1-1**, visit www.ConvertedOrganics.com/golf or call **877-665-0444**.

Converted
Organics™

PROFESSIONAL TURF  RESIDENTIAL  AGRICULTURE



John Weidler, who's been at Ironbridge since 2005, fabricated many of the time-saving tools.

mately 1:45 minutes for each sprinkler head on each green."

Ironbridge also switched to a different style hole cutter, the HIO, now distributed by Par Aide, that allows them to cut a hole in four to eight seconds.

"With the twist-type cutter we used to use, it could take us from 20 to 30 seconds

depending on conditions," Foerster says. "If we're able to save 20 seconds per hole, and we change cups four times a week during our 24-week season, we estimate that saves us almost \$500. So that piece of equipment will pay for itself in the first year."

HANDLING STRESS

While such drastic cuts to the budget and staff were daunting, Foerster and his staff took the situation in stride and found some relief in the fact that the members understood the facility's resources were slashed, so there was less pressure to have perfect conditions.

"Was I super-stressed in the beginning? I was very concerned, but I'd call it a controlled stress," Foerster says. "I was worried about what I'd do if I lost my job – how long would it take me to find another one? You always hear stories about great superintendents who are still looking for jobs – I didn't want to be one of them.

"Over the year I found that you get into work and you do what you can do and you go home," he says. "Personally, I did quite a bit of running and played more golf to get myself away from the stress so it wouldn't eat me up so much."

Fortunately, the members supported the maintenance staff.

"They were great – I can't recall one negative comment," he says. "I certainly saw things

{ FABRICATING SOLUTIONS }



WINDING ROPE

Old way: Wind by hand the 11 miles of rope used to protect greens and tees from the elk, taking several days.

New way: Use the rope-winding tool, which fits on a battery-powered drill.

✿ **SAVINGS:** Several days and a reduction in muscle fatigue for the crew.

from my own point of view that would drive me nuts – things that normally wouldn't be there if we had enough people to maintain the course, but people were very understanding. They understand it's not something I have control over."

A NEW CHAPTER

Incidentally, the golf course had the best year ever in terms of playability, Foerster says.

"Because we were forced to reduce our inputs I think it made for a better course. I think we had a great year," he says.

"Before, it was always about green and lush. That doesn't always provide the best playing surface," he adds.

The facility also had the best year yet in terms of rounds and revenue because it was forced to open to the public.

Ironbridge had more than 10,000 rounds last year (its previous high was 7,000), despite losing about 20 percent of its membership due to a combination of the bankruptcy and economic recession.

"Rounds-wise and revenue-wise, it was a record year," Foerster says.

Overall, Foerster is proud of what his team accomplished last year.

"I'm proud of the fact that we could maintain a golf course in bankruptcy and still maintain it at what I think is a pretty darn high caliber and not have people notice a tremendous amount of difference," he says.

"We're gearing up for it again and this year will be a lot easier because we know how things are going to operate. I think this will be a good year," Foerster says. "I'm just hoping we get out of Chapter 11." **GC**

{ FABRICATING SOLUTIONS }


TRIMMING AROUND IRRIGATION HEADS

Old way: Various methods for trimming around the course's 2,500 sprinkler heads – such as using string trimmer attachments and even doing it by hand with a knife. "It was a constant job and we always seemed to be behind," says Foerster. "By the time you finished going around the course once, you were starting all over again – usually three weeks."


New way: Weidler fabricated irrigation head trimmers that fit in a standard ½-inch drill. "We center the cutting unit over the irrigation head and drill for a couple seconds and it provides us with a very clean and neat edge around the sprinkler head," Foerster says.



✿ **SAVINGS:** It takes one man about two days to get around the entire course vs. about three weeks before.




Drive Roots




Drive Density



Soil Catalyst



Push Water



Defensive Stress Nutrition



Rapid Green



Essential Amino Acids



Heat Stress Relief



Micronutrient Technology

Visit Floratine.com, or call (901) 853.2898 to find the Floratine distributor in your region.

Rooted in Science



An ongoing battle

A superintendent in New Mexico experiments with wetting agents to combat localized dry spots

For Steve Campbell, wetting agents aren't a miracle product; they're just another gun in the arsenal of turfgrass management.

"If you know how to use them and what they're supposed to do, they work," says Campbell, director of agronomy at Las Campanas, a 36-hole facility that sits on 5,000 acres of high desert in Santa Fe, N.M. "If you don't know what they do, you won't get good results. There's no 'follow A, B, C and D,' and you'll be successful. Find out what your problems are and figure out how to fix them. If wetting agents work for me, I believe they'll work for everyone if they apply them to their individual needs and situations. Each golf course is different. You don't treat them all the same."

Campbell manages 100 employees and runs the golf course, landscape, public works and revegetation divisions at Las Campanas, a Lyle Anderson development. Budgets are confidential, but Campbell's is more than \$1 million.

Campbell, who's been at Las Campanas for 12 years, is a big believer of wetting agents and has used them his entire career. He injects wetting agents into the irrigation system, using $\frac{1}{16}$ to $\frac{1}{4}$ of an ounce per thousand square feet of turf per day.

Las Campanas receives just 12 inches of rainfall a year, so water is king.

"I need to make water wetter to conserve and use every drop," Campbell says. "Wetting agents break the surface tension of the water droplet and force it to go into the soil."

Under water conservation mandates, the most water Campbell can use per golf course per day is 600,000 gallons, even though he says he can use less than that during less stressful months of the year. Determining how much water he uses is a complicated system, he says. He checks water use every morning via a computerized monitoring system and reports

it monthly. Other parties, namely municipalities, can check his water use daily if desired.

The water is high in salts and bicarbonates, which makes it difficult for Campbell to flush the soil. He can flush salts down into the soil profile with the annual 12 inches of rainfall and the wetting agents he uses.

The bentgrass Campbell grows isn't native to the area. He says there has been ongoing talk about changing the turf, but the native grasses (buffalograss, for example) would never be used because they wouldn't survive if cut at turf heights.

"I have bentgrass on greens, tees and fairways," he says. "The temperature will go down to zero degrees Fahrenheit in the winter, and if I don't have snow cover, I irrigate the turf once a week because the plant will freeze dry if I don't because of the high winds and very low humidity. The crown needs to stay wet or it desiccates. We're at 7,000-foot elevation. The Rocky Mountains begin here in Santa Fe."

To treat localized dry spots, Campbell uses eight ounces of wetting agent per thousand square feet every two weeks. No matter how uniform a green is, there will be inconsistencies and localized dry spots, which is compounded with salts, he says.

Campbell says he has tried every wetting agent on the market and started using them in Philadelphia where it was hot and humid with an entirely different set of weather, soil and agronomic conditions.

"Surfside is the best wetting agent I've used," he says. "I use it exclusively."

Campbell uses wetting agents throughout the year and is always looking for a deal. He

buys the 55-gallon drums even though the shipping is expensive.

"I spend a minimum of \$12,000 on wetting agents a year," he says. "There has been no year where I spent less than \$10,000 on wetting agents. The drier the year, sometimes as little as four inches of rainfall a year, the more I need to supplement my irrigation."

Campbell acknowledges there's an uncertainty about wetting agents in the industry, but he says a superintendent has to know his soils, drainage, irrigation and turf problem areas.

"You need to spend the time to experiment," he says. "One size doesn't fit all. What I used in Philly is different than what I use out here. It's no different than any other business. Attention to detail is the key, and versatility is key to success.

You need to make adjustments. You don't just dump a wetting agent in the tank and go."

When Campbell sees a water-related problem, he applies a wetting agent, which alleviates the problem but doesn't eliminate it.

"It will be different for me every year," he says. "It's frustrating, but just because it worked last year, doesn't mean it will work exactly the same way this year. It's an ongoing thing."

Superintendents will always deal with localized dry spots and wetting-agent use, Campbell says.

"Every superintendent should have a wetting agent as part of his arsenal," he says. "They've been around a while, but they must be doing something for someone because they've last a long time. That's somewhat of a testimonial." GCI



STEVE CAMPBELL
CGCS